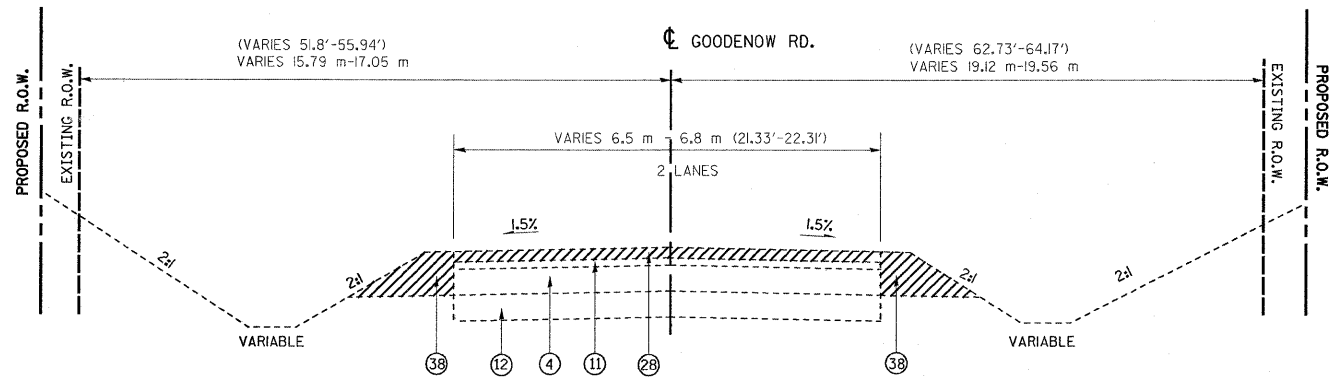
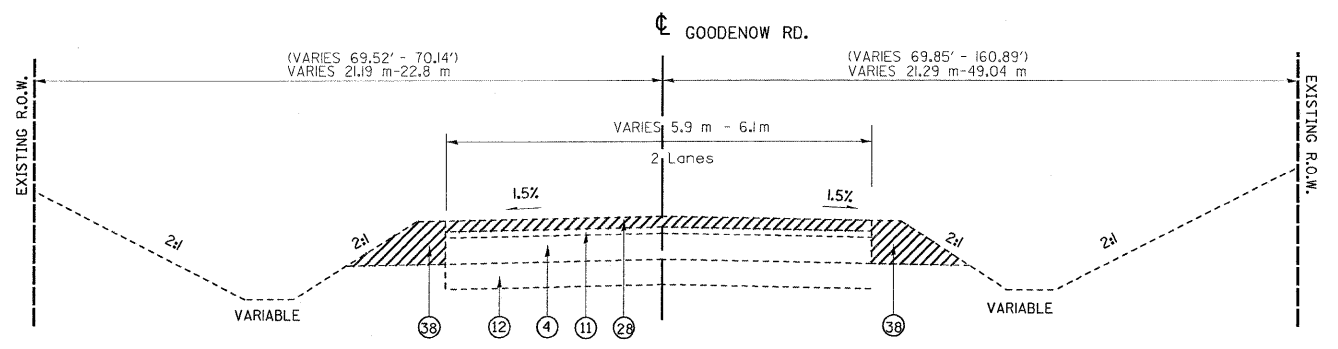


•REF-  
•REF-  
•REF-

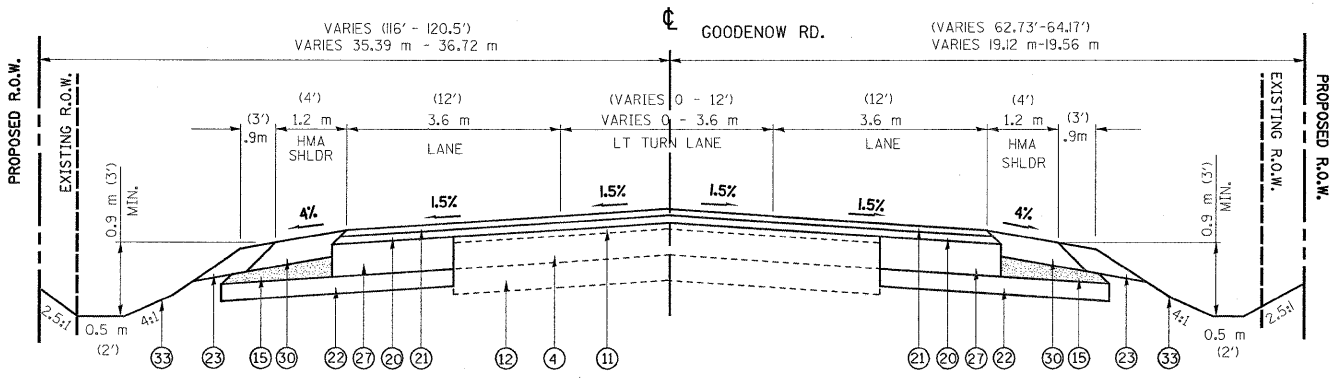
F.A.P. RTE.	SECTION	COUNTY	TOTAL SHEETS	SHEET NO.
332/876	2002-113R	WILL	242	20
STA. 3+900	TO STA. 4+100			
FED. ROAD DIST. NO. 1		ILLINOIS	FED. AID PROJECT	



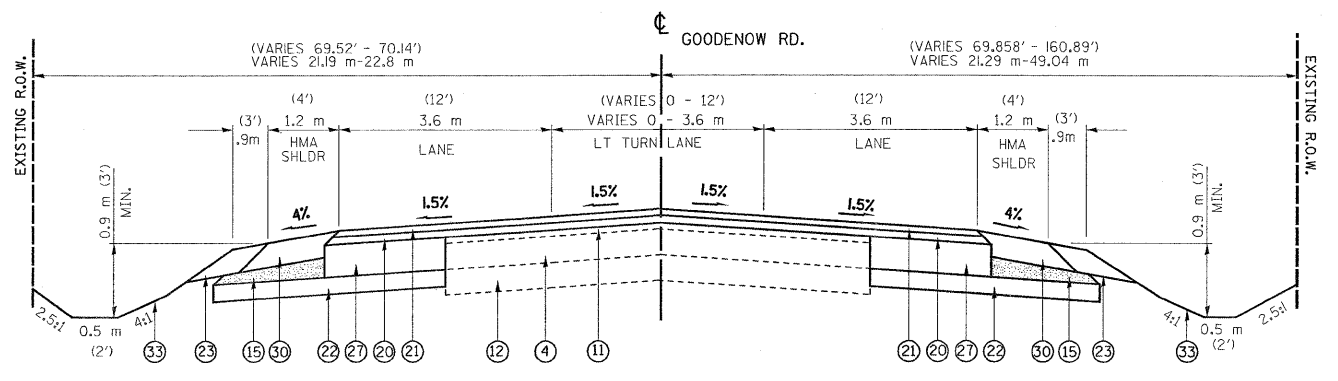
EXISTING TYPICAL SECTION  
GOODENOW RD.  
STA 3+900 TO STA 4+000



EXISTING TYPICAL SECTION  
GOODENOW RD.  
STA 4+000 TO STA 4+100



PROPOSED TYPICAL SECTION  
GOODENOW RD.  
STA 3+900 TO STA 4+000



PROPOSED TYPICAL SECTION  
GOODENOW RD.  
STA 4+000 TO STA 4+100

LEGEND:

- |   |   |   |  |  |
|---|---|---|--|--|
| ① EXIST. PCC PAVEMENT 140 mm (5.5")     | ⑬ PROP. PAVEMENT REMOVAL (STA. 61+375-61+475)                                 | ⑳ PROP. POLYMERIZED HMA SURFACE CRSE, MIX "F", N90, 44 mm (1.75")   | ⑳ PROP. SODDING, SALT TOLERANT WITH 100 mm TOPSOIL PLACEMENT   | ④① PROP. HMA SURF. CRSE., MIX "D", N50, 38 mm (1.5")       |
| ② EXIST. PCC PAVEMENT 265 mm (10.5")    | ⑭ PROP. AGGREGATE SUBGRADE, 300 mm (12")                                      | ㉑ PROP. HMA SHOULDER, 150 mm (6")                                   | ㉑ PROP. HMA SURFACE REMOVAL 40 mm (1.5")   | ④② PROP. NORSE ABUTEMENT WALL, GROUND MOUNTED              |
| ③ EXIST. PCC PAVEMENT 260 mm (10.25")   | ⑮ PROP. SUBBASE GRANULAR MATERIAL, TYPE C                                     | ㉒ PROP. PCC BASE COURSE, 245 mm (9.5")                              | ㉒ PROP. HMA SURFACE REMOVAL, 60 mm (2.25")   | ④③ PROP. HMA BASE CRSE., N50, 115 mm                       |
| ④ EXIST. CAM/PCC PAVEMENT 165 mm (6.5") | ⑯ PROP. POLYMERIZED HMA BINDER CRSE. IL-19, N90, 395 mm (15.5"), (IN 4 LIFTS) | ㉓ PROP. HMA SURFACE REMOVAL 65 mm (2.5")                            | ㉓ PROP. HMA SURFACE REMOVAL, 25 mm (1")  | ④④ PROP. HMA SURF. CRSE., MIX "C", N50, 50 mm (2.0"), TYP. |
| ⑤ EXIST. HMA PAVEMENT 250 mm (9.75")    | ⑰ PROP. HMA SHOULDER, 255 mm (10") (IN 3 LIFTS)                               | ㉔ PROP. STEEL PLATE BEAM GUARDRAIL                                  | ㉔ PROP. PAVED SHOULDER REMOVAL   | ④⑤ PROP. HMA BASE CRSE., 200 mm                            |
| ⑥ EXIST. HMA PAVEMENT, 210 mm (8.25")   | ⑱ PROP. STABILIZED SUBBASE (HMA BINDER, IL-19.00 mm)                          | ㉕ PROP. HMA SHOULDER, 200 mm (8")                                   | ㉕ PROP. AGGREGATE SHOULDER REMOVAL (PAID FOR AS REMOVAL AND DISPOSAL OF UNSUITABLE MATERIAL), TYP          | ④⑥ PROP. HMA SURF. CRSE., MIX "C", N50, 50 mm (2.0")       |
| ⑦ EXIST. HMA PAVEMENT, 90 mm (3.5")     | ⑲ PROP. JOINTED PCC PAVEMENT, 240 mm (9.375")                                 | ㉖ PROP. COMBINATION CURB & GUTTER TYPE M-10.30                      | ④⑦ No. 19 TIE BARS GROUTED IN PLACE AT 600 mm (24") O.C. INCLUDED IN COST OF PCC PAVEMENT AND PCC SHOULDER |  |
| ⑧ EXIST. HMA PAVEMENT, 180 mm (7.25")   | ⑳ PROP. LEVELING BINDER (MM), N70, 25 mm (1")                                 | ㉗ PROP. COMBINATION CURB & GUTTER TYPE B-15.30                      |  |  |
| ⑨ EXIST. HMA PAVEMENT, 240 mm (9.375")  | ㉑ PROP. HMA SURF. CRSE., MIX "D", N70, 38 mm (1.5")                           | ㉘ PROP. TOPSOIL FURNISH & PLACE, 100mm (FORESLOPE) SEEDING CLASS 2A |  |  |
| ⑩ EXIST. HMA PAVEMENT, 127 mm (5")      | ㉒ PROP. SUBBASE GRANULAR MATERIAL, TYPE B, 100 mm (4")                        | ㉙ COMPOST FURNISH & PLACE, 100mm (BLACKSLOPE) SEEDING CLASS 4       |  |  |
| ⑪ EXIST. HMA PAVEMENT, 120 mm (4.625")  | ㉓ PROP. AGGREGATE SHOULDER, TYPE B, 6"  | ㉚ EROSION CONTRIL BLANKET   |  |  |
| ⑫ EXIST. AGGREGATE BASE, 165 mm (6.5")  |   |   |  |  |

NOTE: 1 • TOP OF THE 395 mm (15-1/2") HMA BINDER CRSE LIFT SHALL BE LEVEL WITH TOP OF MILLED SURFACE OF EXISTING AC OVERLAY  
2 • TOP OF NEW BASE COURSE SHALL BE LEVEL WITH TOP OF MILLED SURFACE OF EXISTING AC OVERLAY.  
3 • ILL. RTE. 1 STATION INCREASES FROM NORTH TO SOUTH

CONTRACTOR SHALL MILL FIRST BEFORE PATCHING

REVISIONS	
NAME	DATE

ILLINOIS DEPARTMENT OF TRANSPORTATION  
GOODENOW ROAD  
EXISTING AND PROPOSED  
TYPICAL SECTIONS

SCALE: NONE  
DATE: 8/27/2009  
DRAWN BY C.F.  
CHECKED BY R.K.