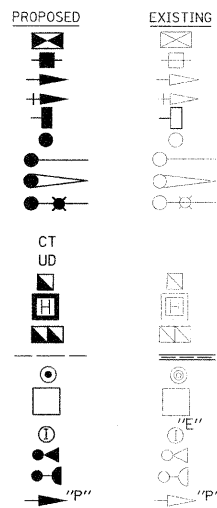


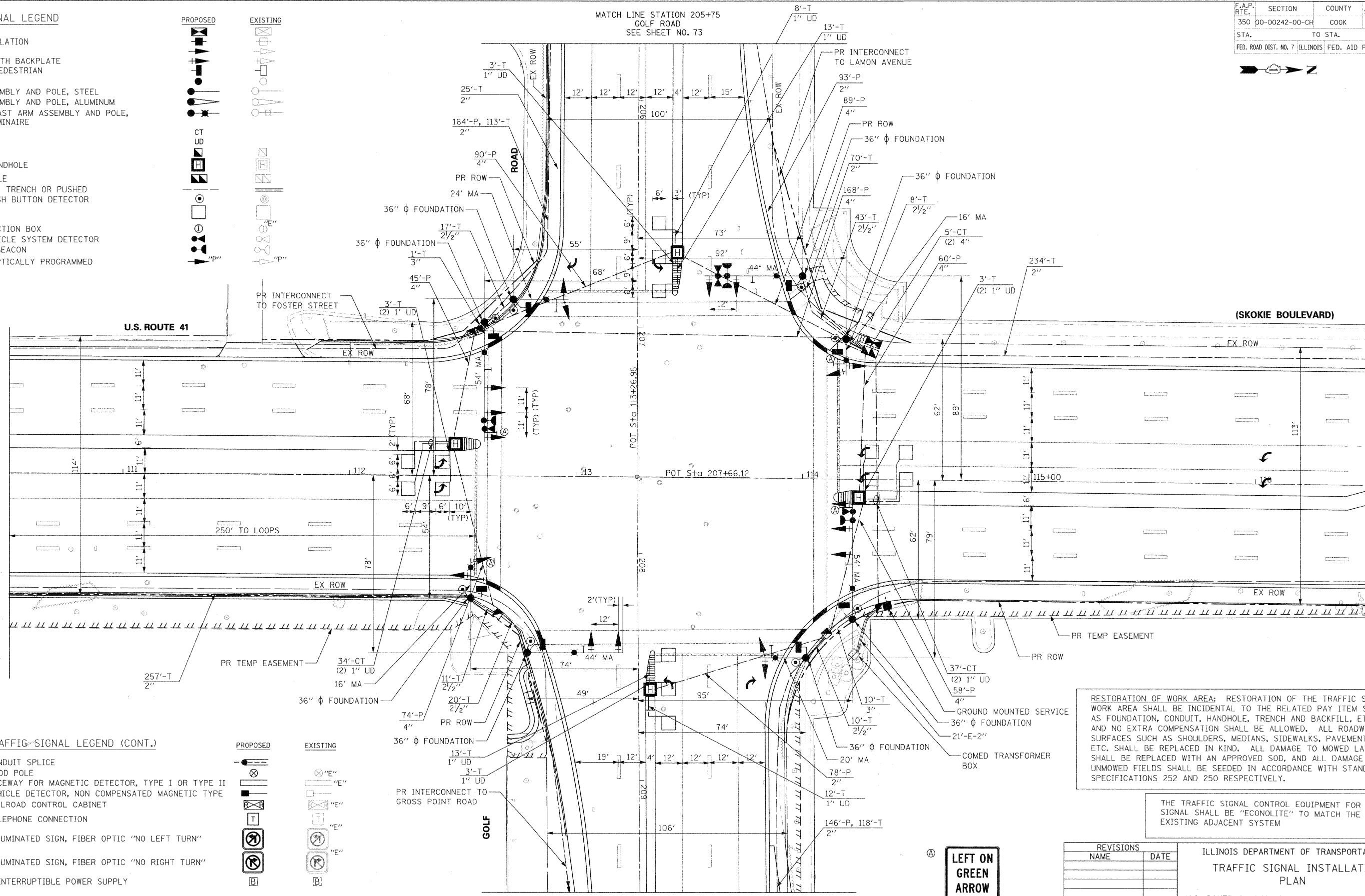
F.A.P. RTE.	SECTION	COUNTY	TOTAL SHEETS	SHEET NO.
350	00-00242-00-CH	COOK	129	72
STA.		TO STA.		
FED. ROAD DIST. NO. 7 ILLINOIS FED. AID PROJECT				

TRAFFIC SIGNAL LEGEND

- CONTROLLER
- SERVICE INSTALLATION
- SIGNAL HEAD
- SIGNAL HEAD WITH BACKPLATE
- SIGNAL HEAD, PEDESTRIAN
- SIGNAL POST
- MAST ARM ASSEMBLY AND POLE, STEEL
- MAST ARM ASSEMBLY AND POLE, ALUMINUM
- COMBINATION MAST ARM ASSEMBLY AND POLE, STEEL WITH LUMINAIRE
- COMMON TRENCH
- UNIT DUCT
- HANDHOLE
- HEAVY DUTY HANDHOLE
- DOUBLE HANDHOLE
- G.S. CONDUIT IN TRENCH OR PUSHED
- PEDESTRIAN PUSH BUTTON DETECTOR
- DETECTOR LOOP
- CAST IRON JUNCTION BOX
- EMERGENCY VEHICLE SYSTEM DETECTOR
- CONFIRMATION BEACON
- SIGNAL HEAD OPTICALLY PROGRAMMED



PLOT DATE = 11/13/2008
 FILE NAME = 451121.DWG
 PLOT SCALE = 1/8"=1'-0"
 USER NAME = JLSB8

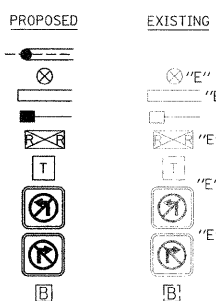


MATCH LINE STATION 110+50
 U.S. ROUTE 41 (SKOKIE BOULEVARD)
 SEE SHEET NO. 73

MATCH LINE STATION 116+50
 U.S. ROUTE 41 (SKOKIE BOULEVARD)
 SEE SHEET NO. 73

TRAFFIC SIGNAL LEGEND (CONT.)

- CONDUIT SPLICE
- WOOD POLE
- RACEWAY FOR MAGNETIC DETECTOR, TYPE I OR TYPE II
- VEHICLE DETECTOR, NON COMPENSATED MAGNETIC TYPE
- RAILROAD CONTROL CABINET
- TELEPHONE CONNECTION
- ILLUMINATED SIGN, FIBER OPTIC "NO LEFT TURN"
- ILLUMINATED SIGN, FIBER OPTIC "NO RIGHT TURN"
- UNINTERRUPTIBLE POWER SUPPLY



RESTORATION OF WORK AREA: RESTORATION OF THE TRAFFIC SIGNAL WORK AREA SHALL BE INCIDENTAL TO THE RELATED PAY ITEM SUCH AS FOUNDATION, CONDUIT, HANDHOLE, TRENCH AND BACKFILL, ETC., AND NO EXTRA COMPENSATION SHALL BE ALLOWED. ALL ROADWAY SURFACES SUCH AS SHOULDERS, MEDIANS, SIDEWALKS, PAVEMENT, ETC. SHALL BE REPLACED IN KIND. ALL DAMAGE TO MOWED LAWNS SHALL BE REPLACED WITH AN APPROVED SOD, AND ALL DAMAGE TO UNMOWED FIELDS SHALL BE SEEDING IN ACCORDANCE WITH STANDARD SPECIFICATIONS 252 AND 250 RESPECTIVELY.

THE TRAFFIC SIGNAL CONTROL EQUIPMENT FOR THIS SIGNAL SHALL BE "ECONOLITE" TO MATCH THE EXISTING ADJACENT SYSTEM

LEFT ON GREEN ARROW ONLY

R10-5
24" X 30" (600MM X 750MM)
(TYPICAL) SIGN PANEL TYPE 1

REVISIONS	
NAME	DATE

ILLINOIS DEPARTMENT OF TRANSPORTATION
TRAFFIC SIGNAL INSTALLATION PLAN
 U.S. ROUTE 41 (SKOKIE BOULEVARD) AND GOLF ROAD
 SHEET 1 OF 2

DATE: 11-14-08

DRAWN BY: SAC
 DESIGNED BY: SRS
 CHECKED BY: KMM

1061 PERIMETER DRIVE, SUITE 1025
 SHAUMBURG, ILLINOIS 60173
 (847) 635-9500

