






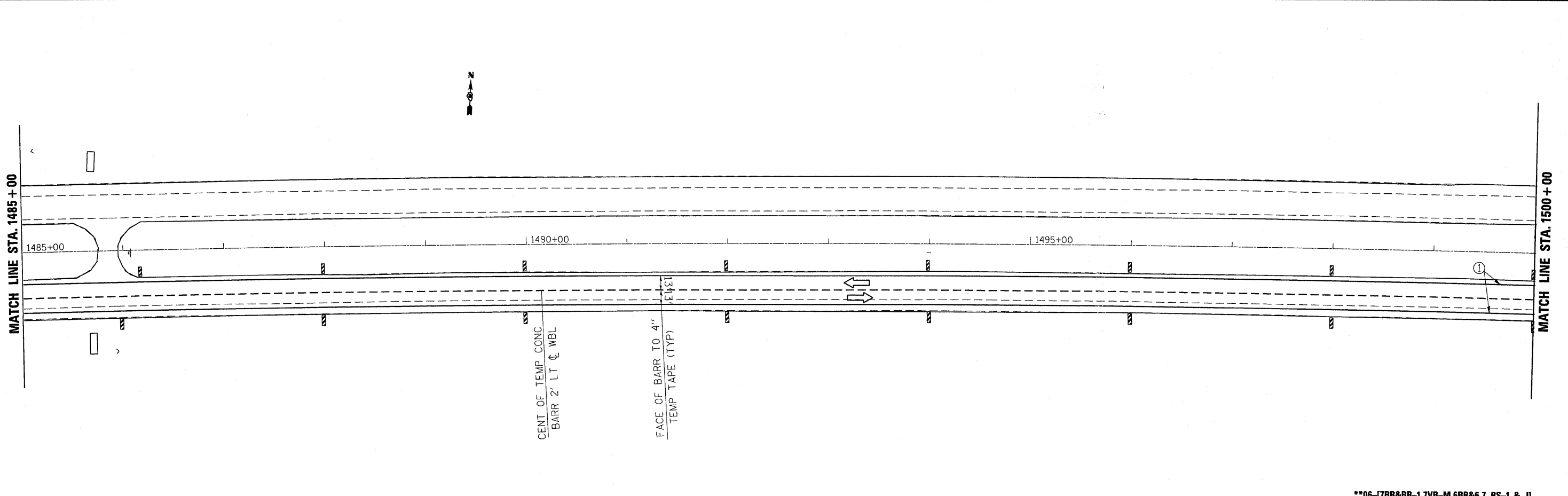
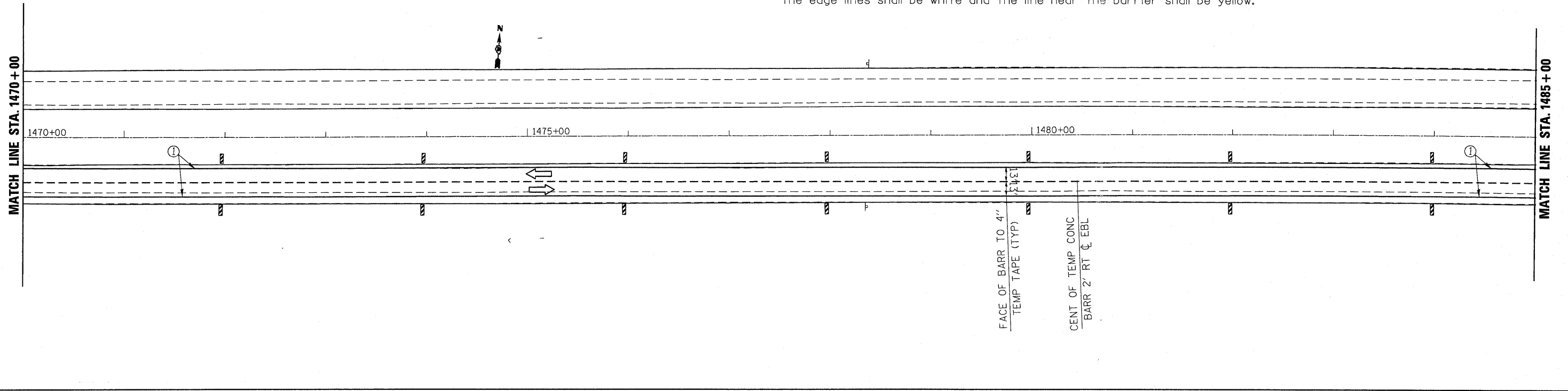


SYMBOLS

-  Verticle Panel (back to back)
-  Arrow board
-  Sign
-  Direction indicator barricade with steady burn monodirectional light
-  Drum with steady burn monodirectional light
-  Type II barricade, drum, or vertical barricade with steady burn monodirectional light
-  ① Wet temporary pavement marking tape - TY III shall be placed throughout the taper and along-side the work area. The edge lines shall be white and the line near the barrier shall be yellow.



**06-[7BR&BR-1,7VB-M,6BR&6,7 RS-1 & IJ]

FILE NAME =	USER NAME = braboypc	DESIGNED -	REVISED -	STATE OF ILLINOIS DEPARTMENT OF TRANSPORTATION	STAGE I CONSTRUCTION				F.A. RTE.	SECTION	COUNTY	TOTAL SHEETS	SHEET NO.		
o:\pwwork\FWIDOT\BRABOYPC\d0112640\d365908-shr-staging.dgn	PLOT SCALE = 50.0000' / IN.	DRAWN -	REVISED -		SCALE:	SHEET NO.	OF	SHEETS	STA.	TO STA.	I-80	**	BUREAU	344	62
PLOT DATE = Sep 07, 2009 - 01:12:50 PM	DATE -	CHECKED -	REVISED -		CONTRACT NO. 66908										
					ILLINOIS FED. AID PROJECT										