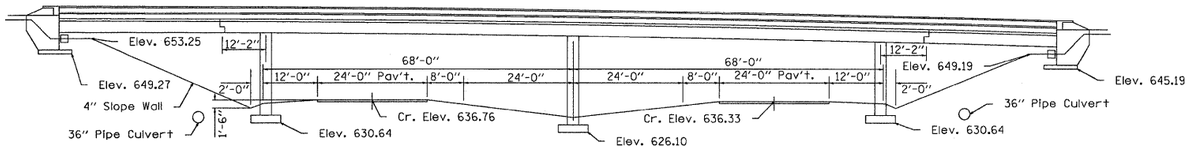

ELEVATION

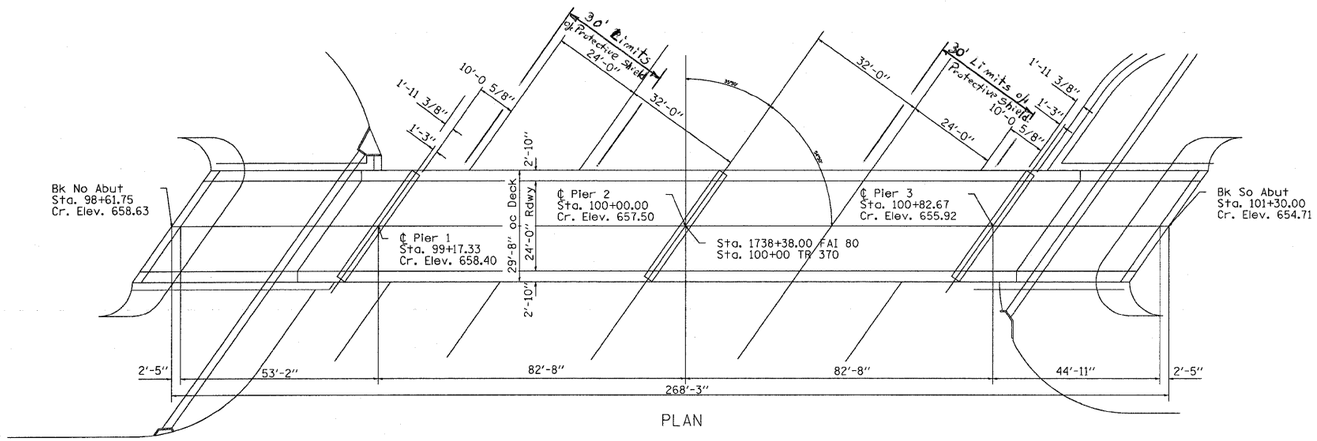

PLAN

PROPOSED SCOPE

1. Deck slab Repair
2. Extend deck drains

GENERAL NOTES

Plan dimensions and details relative to existing plans are subject to nominal construction variations. The Contractor shall field verify existing dimensions and details affecting new construction and make necessary approved adjustments prior to construction or ordering of materials. Such variations shall not be cause for additional compensation for a change in scope of the work, however, the Contractor will be paid for the quantity actually furnished at the unit price bid for the work.

TOTAL BILL OF MATERIAL

ITEM	UNIT	SUPER	SUB	TOTAL
DECK SLAB REPAIR (PARTIAL DEPTH)	SQ YD	24		24
~~FLOOR~~ DRAIN EXTENSIONS	EACH	12		12
PROTECTIVE SHIELD	SQ. YD.	160		160

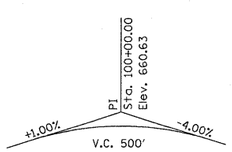

PROFILE T.R. 370

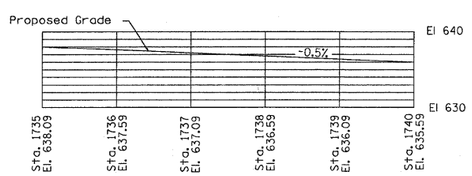

GRADE F.A.I. 80

LOADING H 15-S12-44

DESIGN STRESSES

fc = 1400 psi Super
vc = 75 psi Footings
fs = 20,000 psi Reinf
fs = 18,000 psi Struct
n = 10

STATE OF ILLINOIS
RACHE'E ANDERSON
081-004625
LICENSED STRUCTURAL ENGINEER
SPRINGFIELD

Expires Nov. 30, 2010

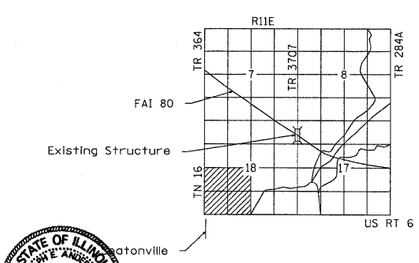

LOCATION PLAN

GENERAL PLAN & ELEVATION
T.R. 370 OVER FAI 80
STA. 1738+38
FAI RT. 80 PROJECT I-80-2(12) 67
SECTION 6-7HB-1 BUREAU COUNTY

**06-[7BR&BR-1,7VB-M,6BR&6,7 RS-1 & I]

FILE NAME = c:\pw_work\pwidot\braboypc\d0112640\d366908-sht-details.DGN	USER NAME = braboypc	DESIGNED - ___	REVISED - ___	STATE OF ILLINOIS DEPARTMENT OF TRANSPORTATION	BRIDGE REPAIR PLANS SN 006-0133	F.A. RTE. I-80	SECTION **	COUNTY BUREAU	TOTAL SHEETS 344	SHEET NO. 246
	PLOT SCALE = 50.0638 ' / IN.	DRAWN - ___	REVISED - ___					CONTRACT NO. 66908		
	PLOT DATE = Sep 07, 2009 - 01:47:35 PM	CHECKED - ___	REVISED - ___		SCALE: _____ SHEET NO. __ OF ___ SHEETS STA. _____ TO STA. _____	ILLINOIS FED. AID PROJECT				
		DATE - _____	REVISED - ___							