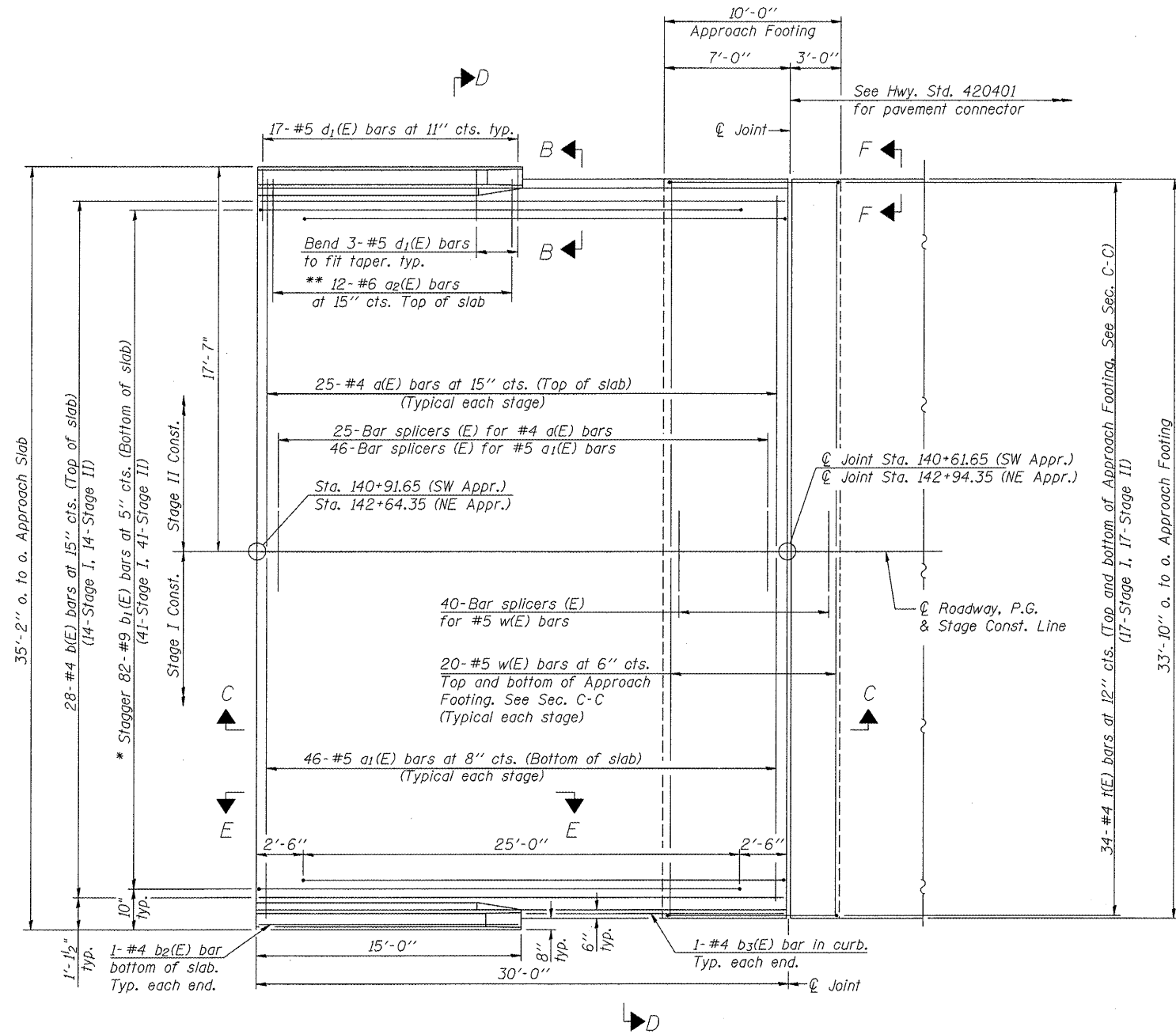


STATE OF ILLINOIS
DEPARTMENT OF TRANSPORTATION

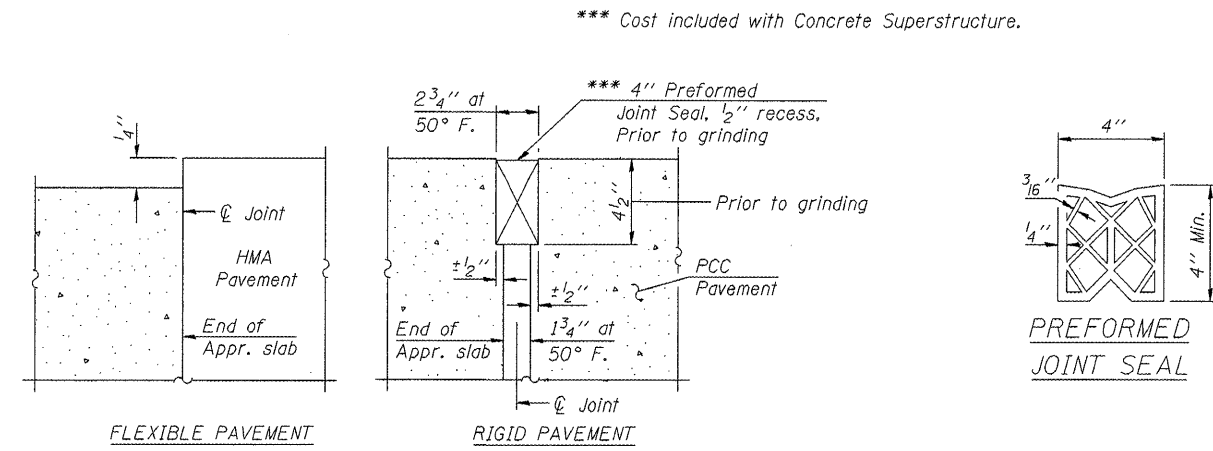
Notes:
See sheet 10 of 22 for Sections C-C & D-D and View E-E.
a(E), a₁(E), and w(E) bar spacings measured perpendicular to ϕ Rdwy.



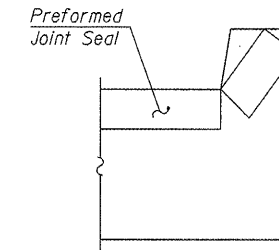
PLAN

* Tilt #9 b₁(E) bars as required to maintain clearance.
** Alternate with a(E) bars, typ. ea. parapet.

DESIGNED	KMS
CHECKED	SMM
DRAWN	KMS
CHECKED	SMM

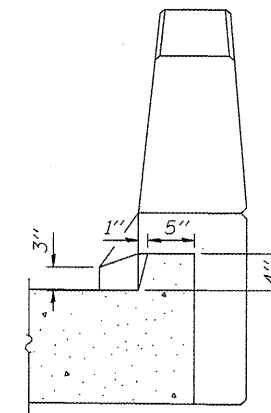


DETAIL A



VIEW F-F

Angle Preformed Joint Seal at 45° at curbs when req'd for drainage.



VIEW B-B

(Sheet 1 of 2)

BRIDGE APPROACH SLAB DETAILS
STRUCTURE NO. 020-0064

SHEET NO. 9 22 SHEETS	F.A.P. RTE.	SECTION	COUNTY	TOTAL SHEETS	SHEET NO.
	71	(121BR)BR	DEWITT	75	33
FED. ROAD DIST. NO. 5			ILLINOIS FED. AID PROJECT		
CONTRACT NO. 70429					

CLARK DIETZ, INC.