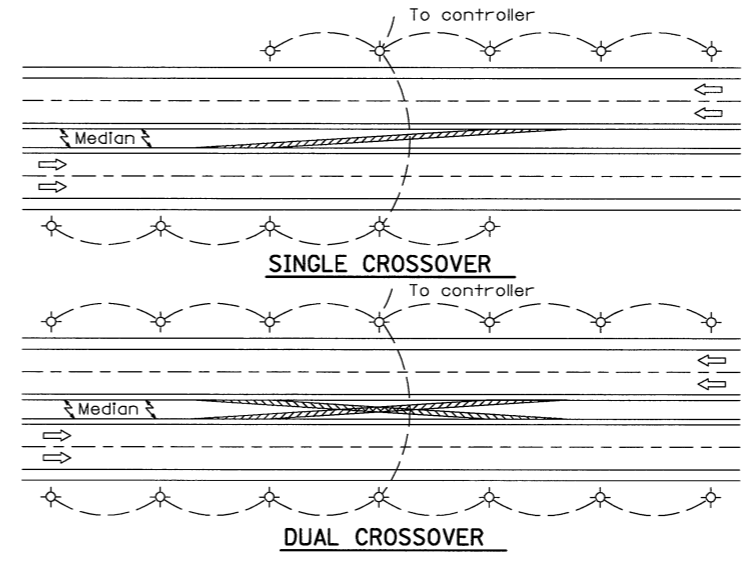


NOTE:  
Contractor to coordinate with electric utility to arrange for service installations as indicated by the plan sheets.

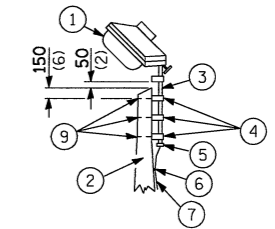


NOTE:  
Min. Pole spacing 60 m (200')  
Max. Pole spacing 75 m (250')  
Setback shall be min. 9 m (30') or 1.5 m (5') back of ditch, unless breakaway type pole is used.

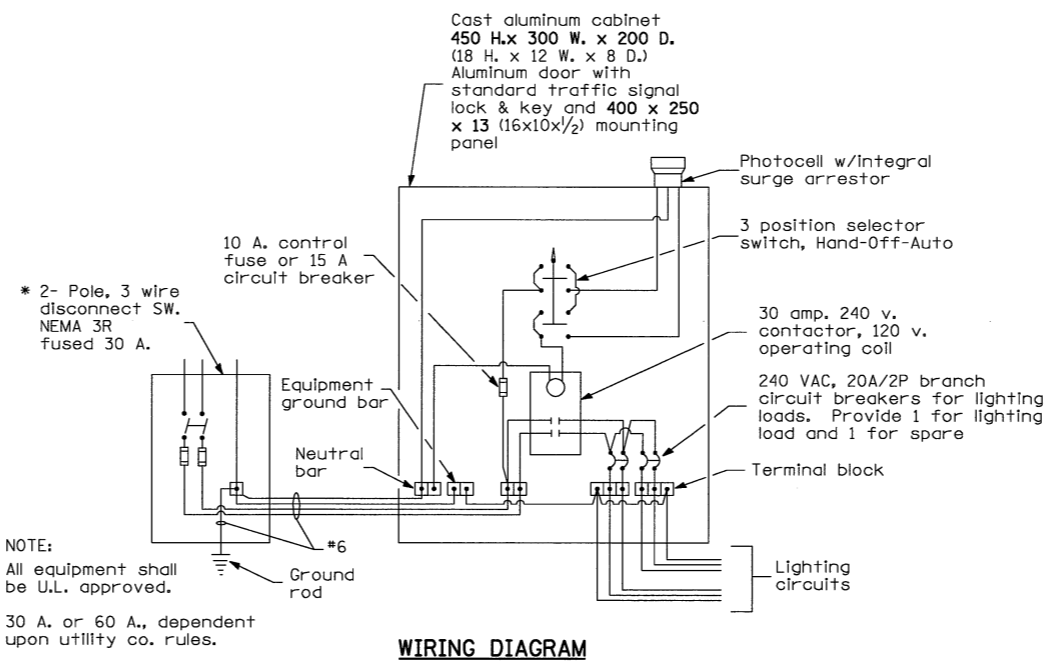
- ① Luminaire 400 watt H.P.S. multimount w/Internal fusing 13.7 m (45') MTG ht.
- ② Wood pole, class 3 or better
- ③ 63 (2 1/2) Galv. steel conduit
- ④ Single offset pole band
- ⑤ Conduit bushing
- ⑥ Cable clamps on 600 (24) centers
- ⑦ 2/c #12 Type USE cable
- ⑧ 25 (1) Galv. steel conduit 3.0 m (10') in length

NOTE:  
Luminaires shall have a two-pole inline weatherproof quick disconnect fuse holder. Luminaire(s) shall be oriented and the mounting angle adjusted as recommended by the Engineer.

Connect luminaire equipment ground to ACSR messenger.



- ⑨ 16 (5/8) Ø hot dipped galvanized bolt with flat washer & locknut (3 req'd)
- ⑩ Conduit clamps on 900 (36) centers
- ⑪ Unit duct
- ⑫ Threaded reducer
- ⑬ "C" Condulet, threaded
- ⑭ 40 (1 1/2) Galv. steel conduit for 1 unit duct or 75 (3) galv. steel conduit for 2 or 3 unit ducts.



NOTE:  
All equipment shall be U.L. approved.  
\* 30 A. or 60 A., dependent upon utility co. rules.

POLE LENGTH	DEPTH IN GROUND
19.8 m (65')	3.6 m (12')
18.0 m (60')	3.0 m (10')
16.8 m (55')	2.7 m (9')
16.0 m (50')	2.4 m (8')
13.7 m (45')	2.1 m (7')
12.0 m (40')	2.0 m (6.5')
10.7 m (35')	1.8 m (6')
9.0 m (30')	1.7 m (5.5')

**POLE, WOOD**

All dimensions are in millimeters (inches) unless otherwise shown.

ILLINOIS DEPARTMENT OF TRANSPORTATION  
F.A.I. 55  
SECTION (57-4)R, HBY, HBR, (57-4)B)DM  
MCLEAN COUNTY

**TEMPORARY LIGHTING DETAILS**

REVISIONS	
NAME	DATE

JOB NO. 94S2063  
DATE 8/20/2009

DESIGNED	04/10/02
DRAWN	03/05/04
CHECKED	02/18/04
APPROVED	

8/20/2009 #7158