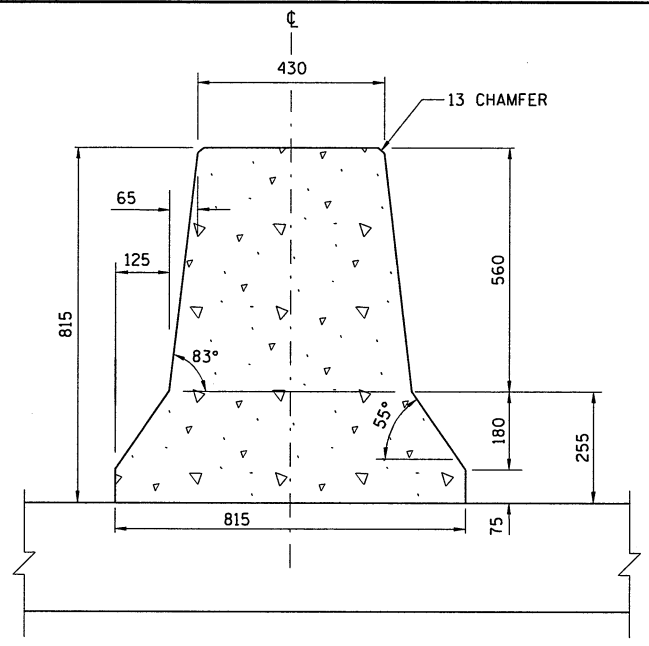
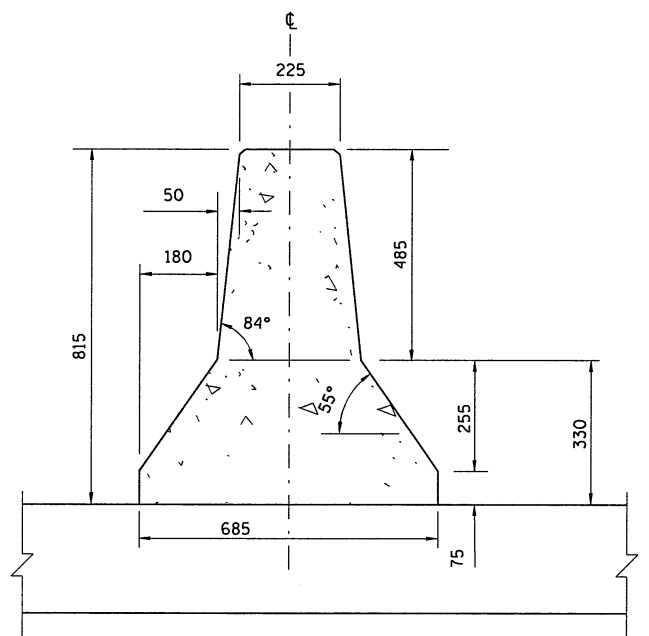


F.A.I. RTE.	SECTION	COUNTY	TOTAL SHEETS	SHEET NO.
55		MCLEAN	310	159
FED. ROAD DIST. NO.	ILLINOIS	FED. AID PROJECT		
(57-4)R, HBY, HBR, (57-4)BIDM	CONTRACT #70757			

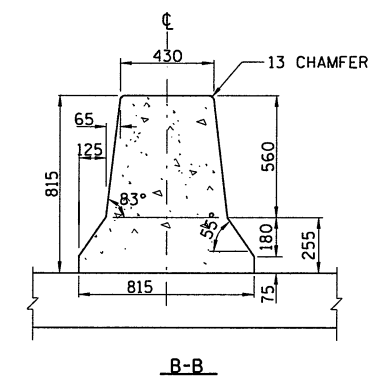


TYPICAL CONCRETE BARRIER, DOUBLE FACE, 815 mm HEIGHT DETAIL

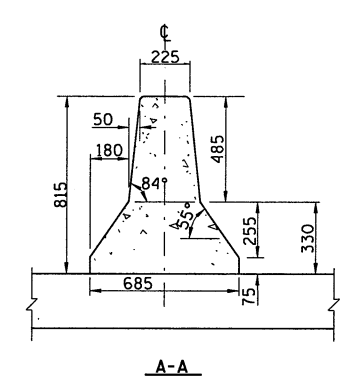
NOTE: SEE STD. 637001 FOR ANCHORING TO PCC BASE



CONCRETE BARRIER, DOUBLE FACE (SPECIAL)



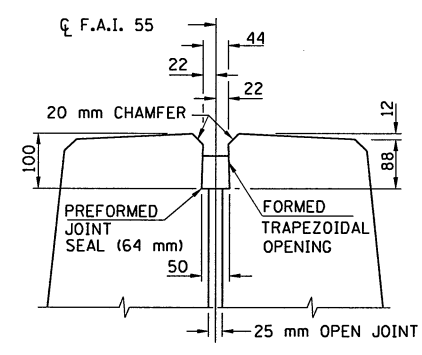
B-B



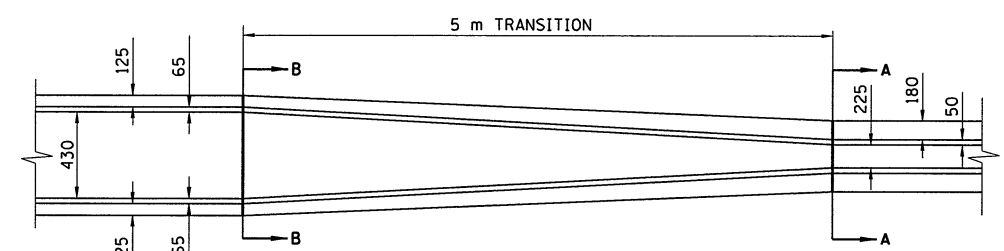
A-A

BRIDGE OMISSION LOCATIONS

STA. 37+442.417 TO STA. 37+505.996
 STA. 38+520.959 TO STA. 38+567.127

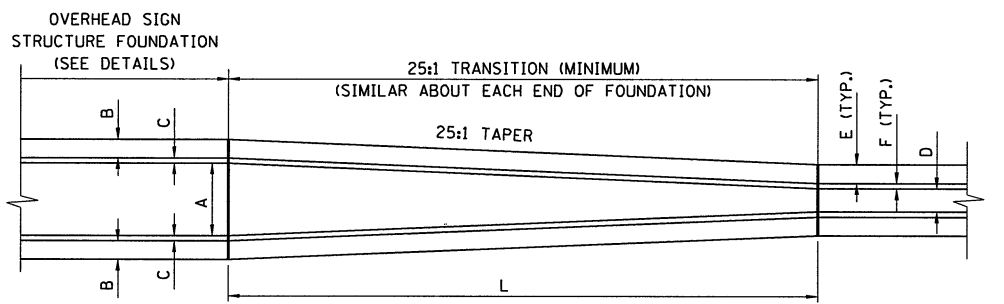


DETAIL B



TRANSITION TO F-SHAPE BARRIER

PAID FOR AS CONCRETE BARRIER TRANSITION (M)
 STA. 36+500 TO STA. 36+505

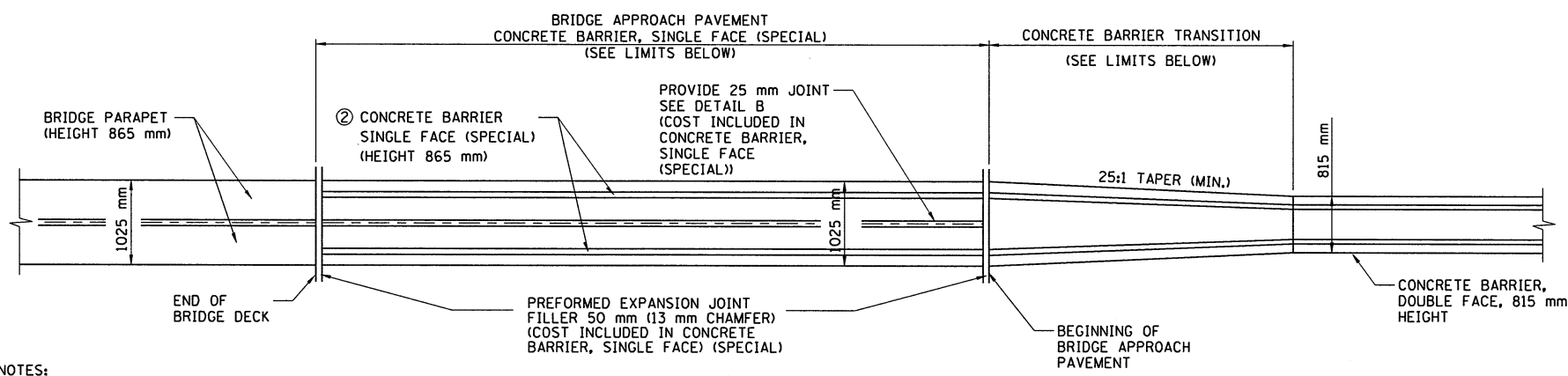


OVERHEAD SIGN STRUCTURE FOUNDATION (SEE DETAILS)

NOTE: PAID FOR AS CONCRETE BARRIER TRANSITION (M)

STATION	A	B	C	D	E	F	L (m) **
STA. 36+305*	700	180	50	225	180	50	6.0
STA. 37+140	700	127	64	430	125	65	4.0
STA. 38+425	610	127	64	430	125	65	3.0
STA. 38+925	700	127	64	430	125	65	4.0
STA. 40+650*	700	180	50	225	180	50	6.0

* EXISTING
 ** LENGTHS SHOWN FOR QUANTITY PURPOSES, MAY VARY IN FIELD



CONCRETE MEDIAN BARRIER TRANSITION AT BRIDGE PARAPETS

(EAST APPROACH SHOWN) USE AT, B.R.51 AND LINDEN STREET

CONCRETE BARRIER, SINGLE FACE (SPECIAL)

STA. 37+410.915 TO STA. 37+442.417
 STA. 37+505.996 TO STA. 37+537.247
 STA. 38+511.959 TO STA. 38+520.959
 STA. 38+567.127 TO STA. 38+576.127

NOTE: SEE CONCRETE MEDIAN BARRIER SCHEDULE FOR STATION TO STATION LIMITS OF VARIOUS CONCRETE MEDIAN PAY ITEMS

NOTE: ALL DIMENSIONS ARE IN MILLIMETERS UNLESS OTHERWISE NOTED

ILLINOIS DEPARTMENT OF TRANSPORTATION
 F.A.I. 55
 SECTION (57-4)R, HBY, HBR, (57-4)BIDM
 MCLEAN COUNTY

MEDIAN BARRIER DETAILS

REVISIONS	
NAME	DATE

JOB NO. 94S2063
 DATE 6/25/2009

LAYOUT	J.H.	04/10/02
DRAWN	J.H.	03/05/04
REVIEWED	D.L.H.	03/18/04