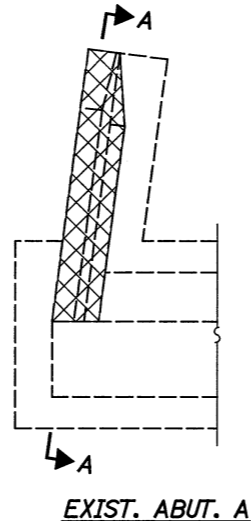
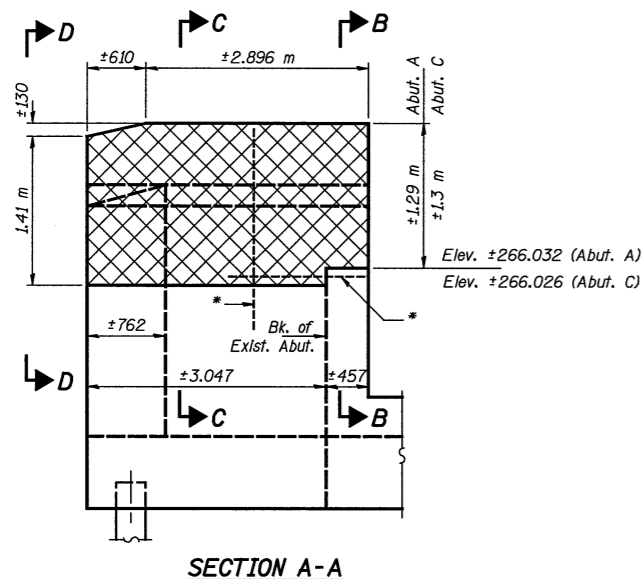


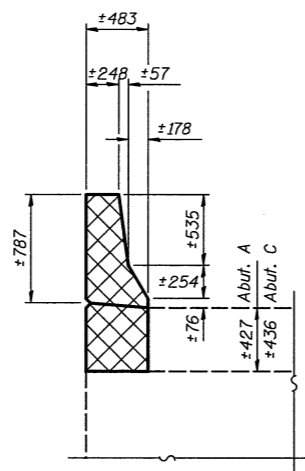
FAI Rte. 55



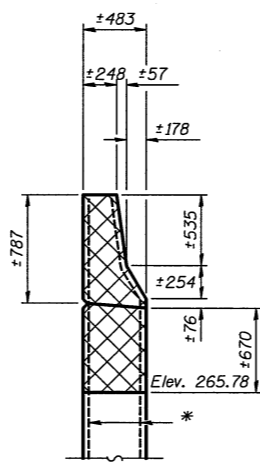
EXIST. ABUTMENT PARTIAL PLAN



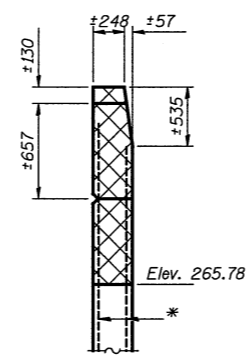
SECTION A-A



SECTION B-B



SECTION C-C



VIEW D-D

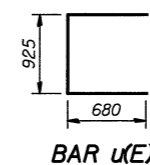
CONCRETE REMOVAL DETAILS

Notes: Cross-hatched areas indicate concrete removal.

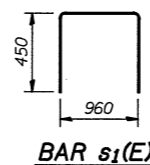
* Indicates reinforcement to be cut off flush at the removal line. Cost included with "Concrete Removal".



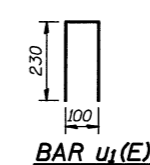
BAR s(E)



BAR u(E)



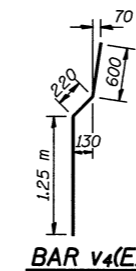
BAR s1(E)



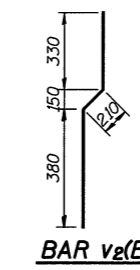
BAR u1(E)



BAR v(E)



BAR v4(E)



BAR v2(E)

**TWO ABUTMENTS
BILL OF MATERIAL**

Bar	No.	Size	Length (m)	Shape
h(E)	28	#15	2.39	—
h1(E)	36	#15	1.04	—
h2(E)	8	#15	2.92	—
s(E)	18	#15	2.76	□
s1(E)	22	#15	1.86	□
t(E)	16	#15	1.57	—
u(E)	4	#20	2.29	□
u1(E)	4	#15	0.56	□
v(E)	18	#15	3.09	□
v1(E)	16	#15	0.9	—
v2(E)	16	#15	0.92	—
v3(E)	18	#15	0.6	—
v4(E)	4	#15	2.07	—
v5(E)	4	#15	2.06	—
v6(E)	8	#15	0.56	—
w(E)	12	#15	1.96	—
w1(E)	24	#15	0.9	—
Concrete Removal			m ³	4.0
Structure Excavation			m ³	20
Concrete Structures			m ³	10.6
Reinforcement Bars, Epoxy Coated			kg	660
Furnishing Metal Pile Shells 305 mm x 4.55 mm			m	36
Driving Piles			m	36
Concrets Sealer			m ²	9.9

ILLINOIS DEPARTMENT OF TRANSPORTATION	
SHEET TITLE WEST ABUTMENT DETAILS	
PROJECT F.A.I. 55 OVER BUSINESS U.S. 51 SECTION 57-4HBR-4 STATION 37+474.206 McLEAN COUNTY STRUCTURE NO. 057-0024 (N.B.) & STRUCTURE NO. 057-0025 (S.B.)	PROJECT NO. 08049-5 SCALE DATE: 07/15/2009 DRAWN BY: TFG/CFC CHECKED BY: CME/MCB
COOMBE-BLOXDORF P.C. Engineers / Land Surveyors Springfield, Illinois Design Firm License No. 184-002703	DRAWING NO. 18 OF 24 SHTS