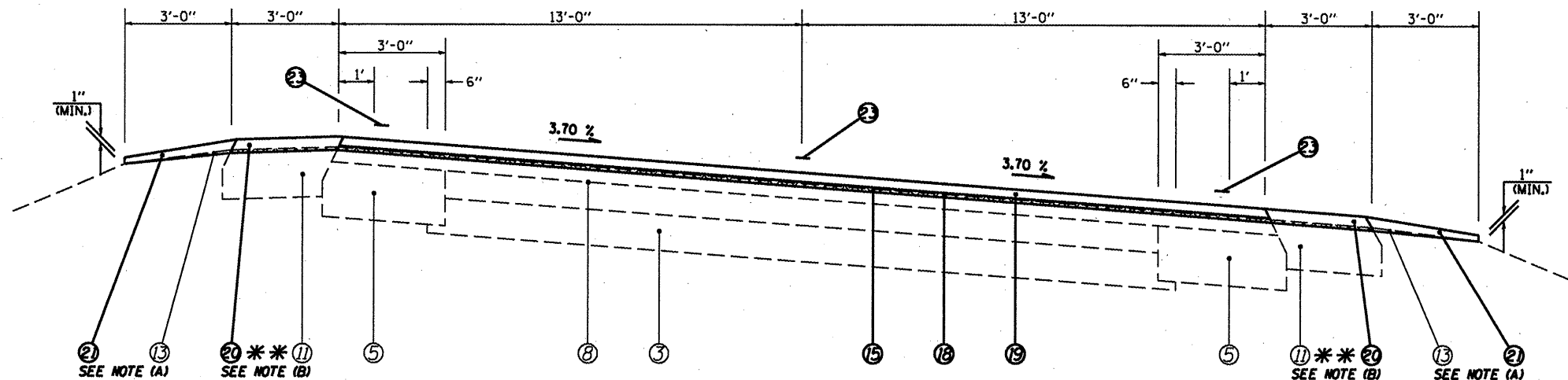


€ F.A.P. 777 (IL 185)



(9) STA 463+09.00 TO STA 475+01.00 [1,192']

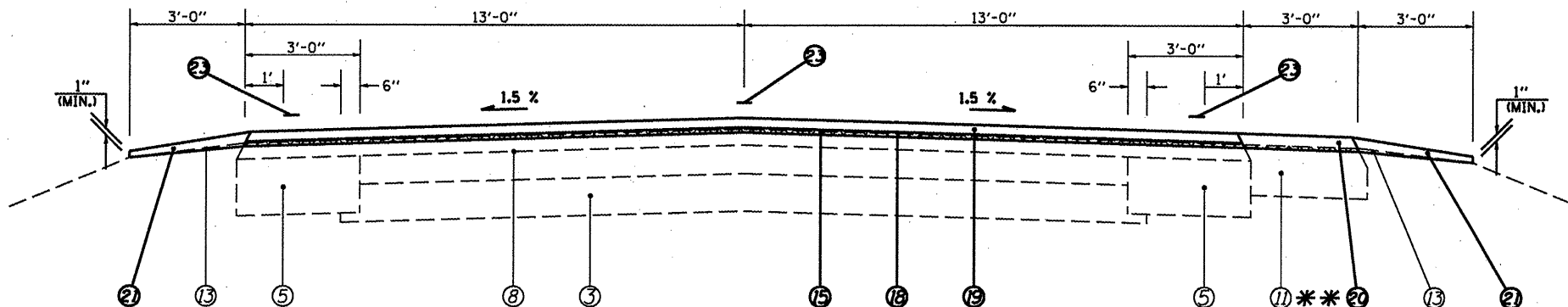
FULL S.E.: (S.E.#2 = 3.70%)
 STA 465+01.64 TO 473+07.97
 S.E. TRANSITION:
 STA 463+66.49 TO 465+01.64
 STA 473+07.97 TO 474+43.12

LEGEND

- ① EXIST. P.C.C. SIDEWALK 4"
- ② EXIST. SUB-BASE GRANULAR MATERIAL 4"
- ③ EXIST. AGGREGATE BASE COURSE 6"
- ④ EXIST. STABILIZED BASE COURSE, VAR. FR. 0 TO 9"
- ⑤ EXIST. BITUMINOUS BASE COURSE WIDENING 9"
- ⑥ EXIST. BITUMINOUS BASE COURSE WIDENING 8"
- ⑦ EXIST. BITUMINOUS BASE COURSE 10"
- ⑧ EXIST. BITUMINOUS OVERLAY 7"
- ⑨ EXIST. BITUMINOUS OVERLAY
- ⑩ EXIST. CONCRETE GUTTER, TYPE A
- ⑪ EXIST. BITUMINOUS SHOULDERS 8"
- ⑫ EXIST. BITUMINOUS SHOULDERS 10"
- ⑬ EXIST. AGGREGATE SHOULDER, TYPE B
- ⑭ EXIST. PIPE UNDERDRAIN 4"
- ⑮ PROP. HOT-MIX ASPHALT SURFACE REMOVAL (VARIABLE DEPTH) *
- ⑯ PROP. HOT-MIX ASPHALT SURFACE REMOVAL 2 1/4"
- ⑰ PROP. HOT-MIX ASPHALT SURFACE REMOVAL 1 1/2"
- ⑱ PROP. LEVELING BINDER (MACHINE METHOD), N50 3/4"
- ⑲ PROP. HOT-MIX ASPHALT SURFACE COURSE, MIX "C", N50 1 1/2"
- ⑳ PROP. HOT-MIX ASPHALT SHOULDERS
- ㉑ PROP. AGGREGATE SHOULDERS, TYPE B
- ㉒ PROP. THERMOPLASTIC PAVEMENT MARKING - LINE 5"
- ㉓ PROP. PAINT PAVEMENT MARKING - LINE 5"

* NOMINAL MILLING DEPTH 1/2" @ €

€ F.A.P. 777 (IL 185)

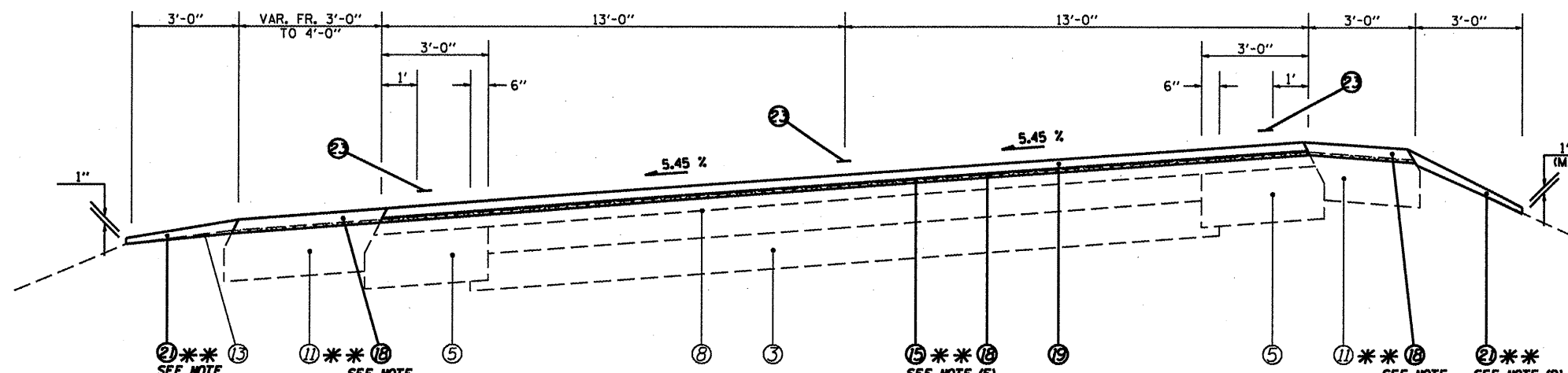


(10) STA 475+01.00 TO STA 479+31.79 [430.79']

**** NOTE:**

- (A) NO PROP. AGGR SHLDRS, TY B FR. STA. 462+75.00 TO 467+25.00 LT. STA. 462+75.00 TO 466+24.00 RT. AND STA. 479+69.00 TO 486+19.00 RT.
- (B) PROP. HMA SURF REM 1/2" FOR SHLDR AREA AND HMA SHLDRS ENDS AT STA. 466+40.00 RT AND 467+25.00 LT.
- (C) PROP. SHLDR MILLING & HMA SHLDRS BEGIN AT STA. 478+80.00 RT.
- (D) PROP. 3' AGGR SHLDR ENDS AT STA. 479+69.00 RT & AND STA. 490+55.00 LT.
- (E) PROP. 4' SHLDR WIDTH MILLING & HMA SHLDRS BEGIN AT STA. 490+38.00 RT & AND STA. 488+09.00 LT.
- (F) THE FOLLOWING FR. STA. 490+85.00 TO 491+00.00 SHALL APPLY:
 PROP. THICKNESS OF LEV. BIND. VAR. FR. 3/4" TO 0.
 HMA SURFACE REMOVAL VAR. FR. 1/2" TO 0" AND SHALL BE PAID FOR AS SURFACE REMOVAL (VARIABLE DEPTH)
 PROP. HMA SHOULDER THICKNESS VAR. FR. 2 1/4" TO 1 1/2" AND SHALL BE PAID FOR AS HMA SHLDRS.

€ F.A.P. 777 (IL 185)



(11) STA 479+31.79 TO STA 491+00.00 [1,168.21']

(NOT TO SCALE)

FILE NAME =	USER NAME = coxjw	DESIGNED - JWC	REVISED -	STATE OF ILLINOIS DEPARTMENT OF TRANSPORTATION	TYPICAL SECTIONS		F.A.P. RTE. 777	SECTION 10RS-5	COUNTY Montgomery	TOTAL SHEETS 54	SHEET NO. 6	
cd:\px_work\pwsdot\coxjw\dms22861\ShcTyp\pals.dgn	DRAWN - JWC	REVISED -	REVISED -		SCALE: NTS	SHEET NO. 3 OF 9 SHEETS	STA.	TO STA.	CONTRACT NO. 72A68			
PLOT SCALE = 1/8" = 1' IN.	CHECKED - RSC	REVISED -	REVISED -		[ILLINOIS] FED. AID PROJECT							
PLOT DATE = Aug-13-2009 02:27:37PM	DATE -	REVISED -	REVISED -									