

IMPACT ATTENUATORS, TEMPORARY
(FULLY REDIRECTIVE, NARROW), TEST LEVEL 3

STATION	EACH
670+61.00	1

TEMPORARY RAISED REFLECTIVE MARKER

STATION TO	STATION	EACH
672+80.00	677+30.00	10

PAVEMENT MARKING REMOVAL

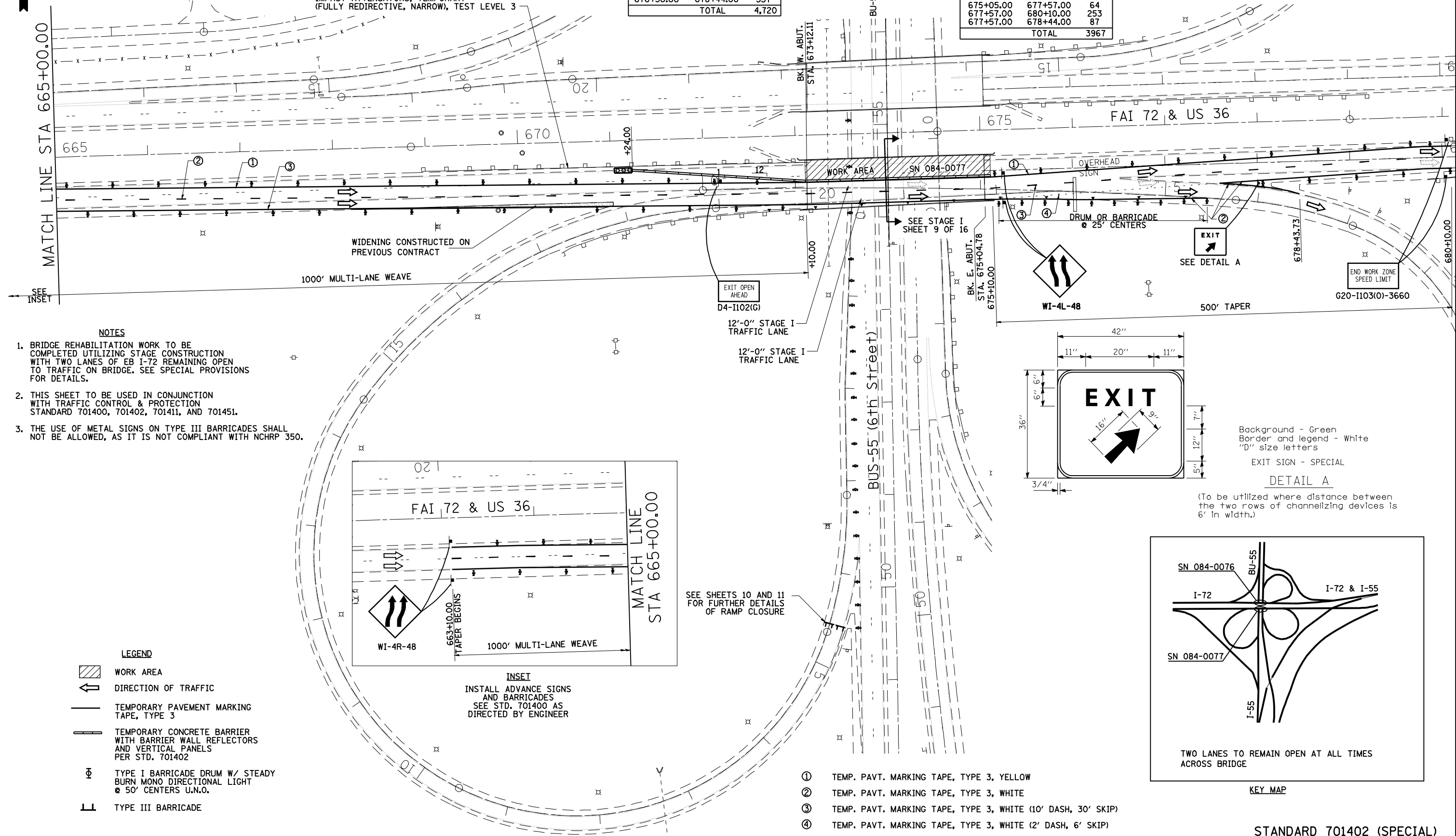
STATION TO	STATION	FOOT
663+10.00	680+10.00	425
663+10.00	680+10.00	1770
663+10.00	680+10.00	1693
671+02.00	672+73.00	344
676+50.00	678+44.00	557
TOTAL		4,720

TEMPORARY PAVEMENT MARKING
TAPE, TYPE 3
FOR INFORMATION ONLY

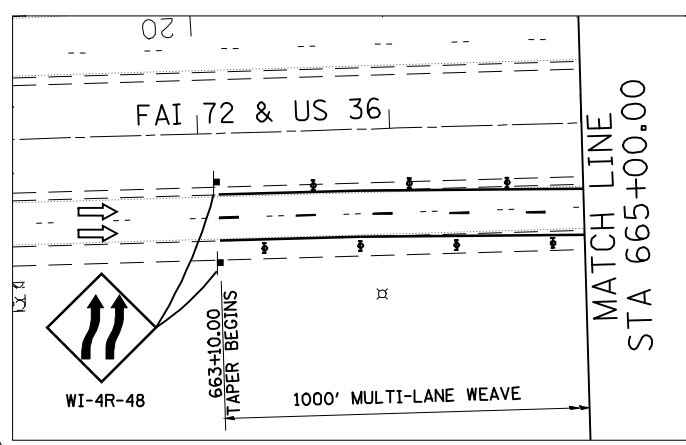
STATION TO	STATION	FOOT
663+10.00	680+10.00	430
663+10.00	680+10.00	1700
663+10.00	677+43.00	1433
675+05.00	677+57.00	64
677+57.00	680+10.00	253
677+57.00	678+44.00	87
TOTAL		3967

TEMPORARY CONCRETE BARRIER

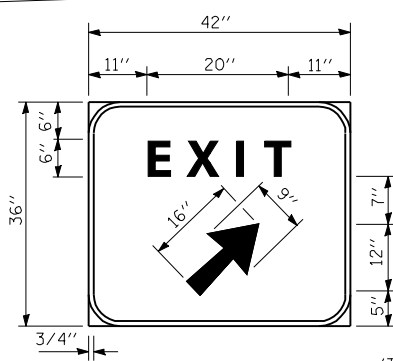
STATION TO	STATION	FOOT
670+61.00	675+10.00	450



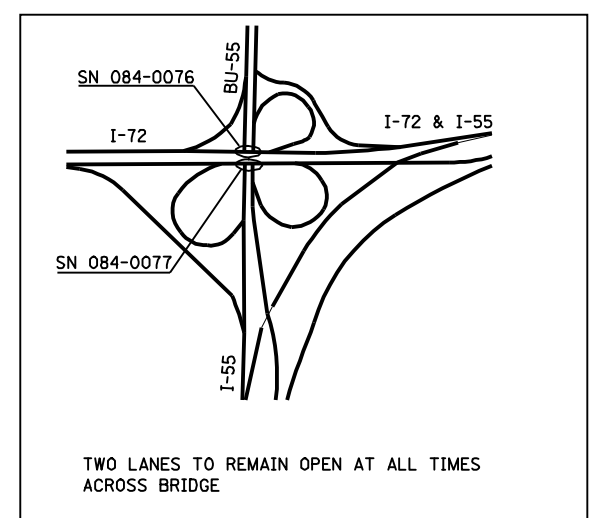
- NOTES**
- BRIDGE REHABILITATION WORK TO BE COMPLETED UTILIZING STAGE CONSTRUCTION WITH TWO LANES OF EB I-72 REMAINING OPEN TO TRAFFIC ON BRIDGE. SEE SPECIAL PROVISIONS FOR DETAILS.
 - THIS SHEET TO BE USED IN CONJUNCTION WITH TRAFFIC CONTROL & PROTECTION STANDARD 701400, 701402, 701411, AND 701451.
 - THE USE OF METAL SIGNS ON TYPE III BARRICADES SHALL NOT BE ALLOWED, AS IT IS NOT COMPLIANT WITH NCHRP 350.



INSET
INSTALL ADVANCE SIGNS AND BARRICADES SEE STD. 701400 AS DIRECTED BY ENGINEER



Background - Green
Border and legend - White
"D" size letters
EXIT SIGN - SPECIAL
DETAIL A
(To be utilized where distance between the two rows of channelizing devices is 6' in width.)



TWO LANES TO REMAIN OPEN AT ALL TIMES ACROSS BRIDGE

KEY MAP

- LEGEND**
- WORK AREA
 - DIRECTION OF TRAFFIC
 - TEMPORARY PAVEMENT MARKING TAPE, TYPE 3
 - TEMPORARY CONCRETE BARRIER WITH BARRIER WALL REFLECTORS AND VERTICAL PANELS PER STD. 701402
 - TYPE I BARRICADE DRUM W/ STEADY BURN MONO DIRECTIONAL LIGHT @ 50' CENTERS U.N.O.
 - TYPE III BARRICADE

- ① TEMP. PAVT. MARKING TAPE, TYPE 3, YELLOW
- ② TEMP. PAVT. MARKING TAPE, TYPE 3, WHITE
- ③ TEMP. PAVT. MARKING TAPE, TYPE 3, WHITE (10' DASH, 30' SKIP)
- ④ TEMP. PAVT. MARKING TAPE, TYPE 3, WHITE (2' DASH, 6' SKIP)