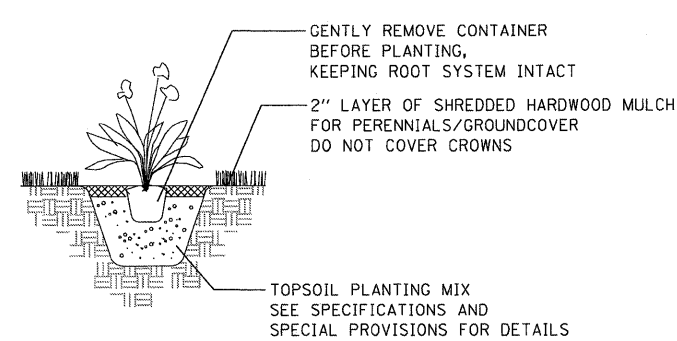
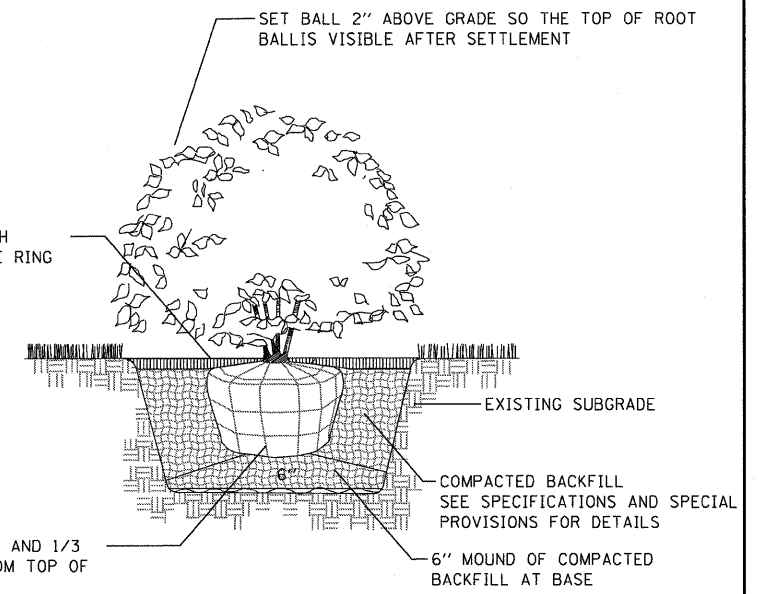


1 PARKWAY PLANTING DETAIL
NOT TO SCALE

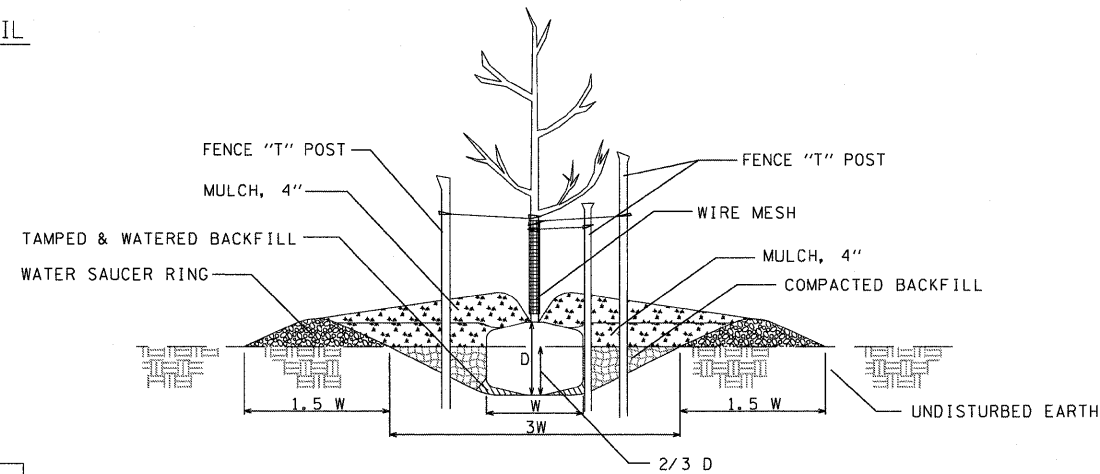


3 PERENNIAL/GROUNDCOVER PLANTING DETAIL
NOT TO SCALE

NOTE: PLANTING RELATIONSHIPS VARY
SEE LANDSCAPE PLAN FOR DETAILS



4 SHRUB PLANTING DETAIL
NOT TO SCALE



2 FLAT GROUND PLANTING DETAIL
NOT TO SCALE

NOTE: PRUNING SHALL NOT CHANGE THE HABIT OF THE TREE. ALL CUTS SHALL BE MADE JUST OUTSIDE THE BRANCH BARK RIDGE AND COLLAR, ANGLING AWAY FROM THE STEM. PRUNING SHALL BE LIMITED TO THE REMOVAL OF COMPETING LEADERS, OR DEAD, RUBBING, BROKEN OR DAMAGED BRANCHES AND ONLY AT THE DIRECTION OF THE COMMISSIONER.

PLANT SCHEDULE

	CODE	BOTANICAL NAME / COMMON NAME	CONT.	CAL.	QTY.
TREES					
	TAX DIS	TAXODIUM DISTICHUM / COMMON BALD CYPRESS	B & B	3" CAL	3
	ZEL SER	ZELKOVA SERRATA SAWLEAF ZELKOVA	B & B	3" CAL	11
FLOWERING TREES					
	CER CAN	CERCIS CANADENSIS / EASTERN REDBUD SINGLE STEM	B & B	3" CAL	4
	CRA VIR	CRATAEGUS VIRIDIS 'WINTER KING' / 'WINTER KING' HAWTHORN	B & B	2.5" CAL	12
SHRUBS					
	SPI GOG	SPIRAEA JAPONICA 'GOLDFLAME' / SPIREA	18"		10
PERENNIAL PLANTS - ORNAMENTAL HERBACEOUS TYPE					
	ALL TA2	ALLIUM TANGUTICUM 'SUMMER BEAUTY' / SUMMER BEAUTY GLOBE LILY	1 GAL		209
	CAL NEP	CALAMINTHA NEPETA 'MONTROSE WHITE' / WHITE CATMINT	1 GAL		107
	COR ZAG	COREOPSIS VERTICILLATA 'ZAGREB' / ZAGREB THREAD LEAF COREOPSIS	1 GAL		17
	ECH PIX	ECHINACEA X 'PIXIE MEADOWBRITE' / PIXIE MEADOWBRITE PURPLE CONEFLOWER	1 GAL		37
	LEU SUP	LEUCANTHEMUM X SUPERBUM 'SNOWCAP' / SNOWCAP SHASTA DAISY	1 GAL		25
	LIA KOB	LIATRIS SPICATA 'KOBOLD' / SPIKE GAYFEATHER	1 GAL		22
	LIR CRE	LIRIOPE SPICATA / CREEPING LILY TURF	1 QT		708
	NEP WAL	NEPTA X FAASSENII 'WALKERS LOW' / WALKERS LOW CATMINT	1 GAL		70
	PEN V12	PENNISETUM ALOPECUROIDES 'VIRIDESCENS' / BLACK FLOWERED FOUNTAIN GRASS	1 GAL		35
BULBS					
	NAR SPE	NARCISSUS X 'ICE FOLLIES' / ICE FOLLIES DAFFODIL	BULB		362
	TUL TUL	TULIPA X 'SPRING GROVE' / SPRING GROVE TULIP	BULB		462

TREE PLANTING SCHEDULE

TREE SIZE CALIPER		SHRUB TREE HEIGHT		EVERGREEN HT.		MIN DIAMETER BALL W		MIN DEPTH BALL D		HOLE DEPTH 2/3 D		HOLE DEPTH 3 W	
6mm	1/4 IN	600mm	2 FT	500mm	1.5 FT	255mm	10 IN	190mm	10 IN	130mm	5 IN	760mm	30 IN
13	1/2	900	3	600	2	300	12	230	12	150	6	900	36
19	3/4	1250	4	900	3	355	14	270	14	180	7	1070	42
25	1	1500	5	1250	4	400	16	300	16	205	8	1220	48
30	1 1/4	1800	6	1375	4 1/2	460	18	345	18	230	9	1375	54
40	1 1/2	2000	7	1500	5	500	20	345	20	230	9	1525	60
45	1 3/4	2500	8	1800	6	560	22	370	22	255	10	1680	66
50	2	2700	9	2000	7	600	24	400	24	280	11	1830	72
60	2 1/2	3000	10	2500	8	700	28	470	28	300	12	2140	84
80	3	3500	11	2700	9	800	32	500	32	330	13	2440	96

08/12/2009 13:32:29
 ATRHYALAS
 CATC-WORKSPACE\ATHRYALAS\W-FS-08/14/D-TRANS-07\2202\2008-00\NCIVIL\CAD\99 ALL CONTRACTS\TRNSHEETS CONTRACT 76C38\08TRI-38-SHT-LANDSCAPE.DGN
 08/12/2009 13:32:29
 ATRHYALAS
 CATC-WORKSPACE\ATHRYALAS\W-FS-08/14/D-TRANS-07\2202\2008-00\NCIVIL\CAD\99 ALL CONTRACTS\TRNSHEETS CONTRACT 76C38\08TRI-38-SHT-LANDSCAPE.DGN