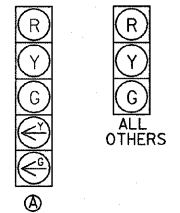
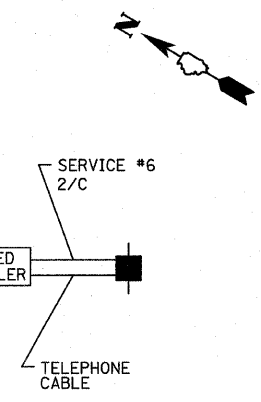
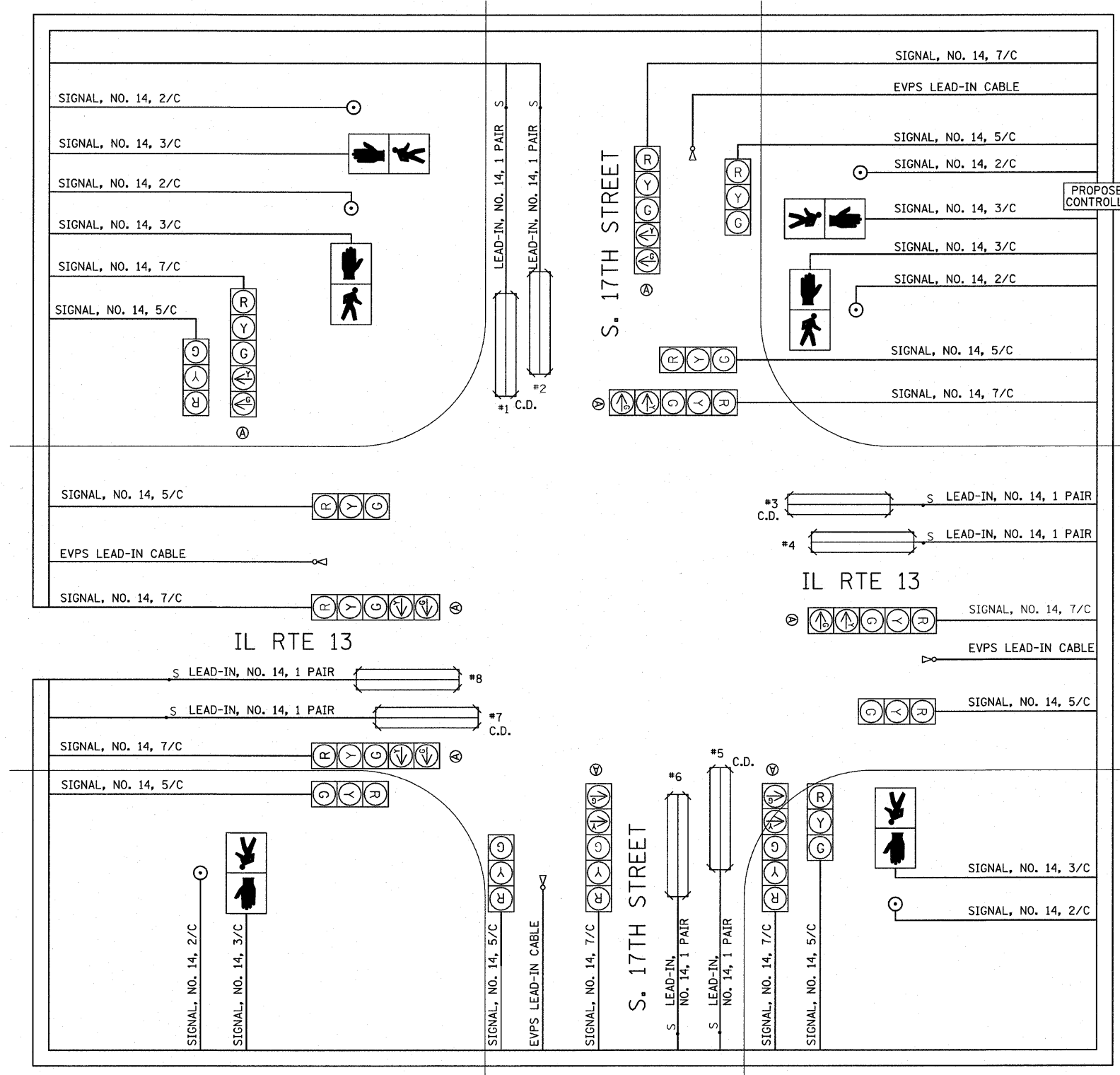


F.A. RTE.	SECTION	COUNTY	TOTAL SHEETS	SHEET NO.
9167	05-00207-00-PV	ST. CLAIR	89	43
STA.		TO STA.		
FED. ROAD DIST. NO.	ILLINOIS	FED. AID PROJECT		



- CABLE DIAGRAM LEGEND**
- ELECTRIC CABLE IN CONDUIT
  - S CABLE SPLICE (SEE GENERAL NOTES)
  - 2/C INDICATES NUMBER OF CONDUCTORS IN CABLE
  - C.D. CALL DELAY (SEE GENERAL NOTES)
  - NO. 6 INDICATES AMERICAN WIRE (AWG) SIZE 6
  - \*6 LOOP DETECTOR NUMBER
  - PROPOSED PEDESTRIAN PUSH-BUTTON
  - ∞ PROPOSED EMERGENCY VEHICLE PRIORITY SYSTEM WITH CONFIRMATION BEACON (PAY ITEM: LIGHT DETECTOR)

**CABLE DIAGRAM**

PLOT DATE = 9/2/2009  
 FILE NAME = H:\P\21642\Microstation\8\sgp1001.dgn  
 PLOT SCALE = 28.0000 / 1" = 1' IN.  
 USER NAME = Kora