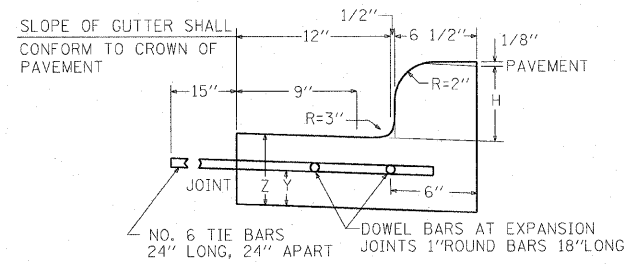


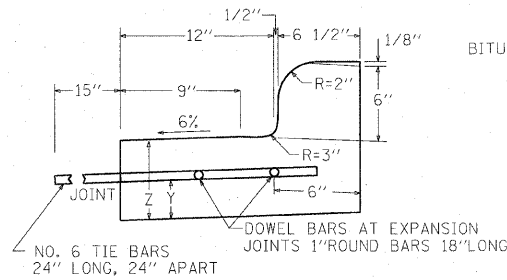
### DETAILS OF P.C.C. CURB, GUTTER, COMBINED CURB & GUTTER, MODIFIED CURB & GUTTER

NOTE: H = VARIABLE (SEE PLAN) WHERE H EXCEEDS 12", USE SPECIAL TYPE OF C.C.&G  
SEE CONSTRUCTION DETAILS (FOR MISCELLANEOUS STRUCTURES)  
X = THICKNESS OF PAVEMENT  
Y = ONE HALF THE THICKNESS OF CONCRETE PAVEMENT OR CONCRETE BASE.  
Z = 10" OR THICKNESS OF PAVEMENT - WHICHEVER IS GREATER

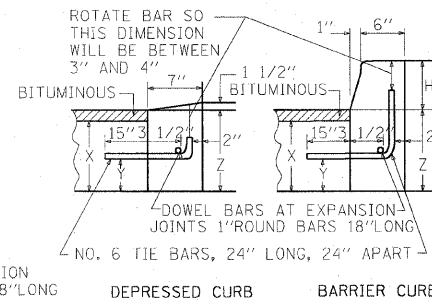
**TYPE BV.12 OR  
TYPE 3 CURB & GUTTER**



**TYPE B6.12 MOD**



**TYPE B OR TYPE 4 CURB**



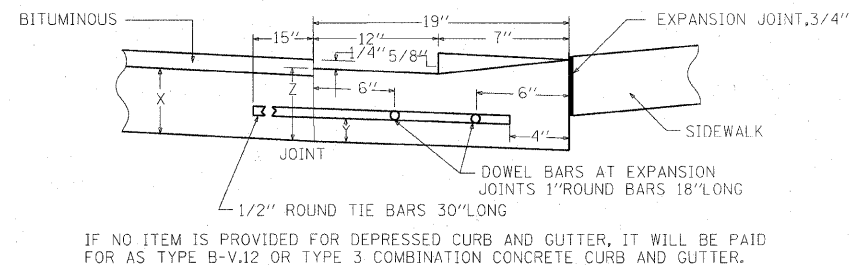
#### JOINTS IN CURB, GUTTER, COMBINED CURB & GUTTER

CONTRACTION JOINTS SHALL ALSO BE PLACED BETWEEN THESE EXPANSION JOINTS AT DISTANCES NOT EXCEEDING 20 FEET.  
ALL TIE BARS SHALL BE CORRUGATED- ALL DOWEL BARS SHALL BE SMOOTH.  
AND COMBINED CURB & GUTTER IN PROLONGATION WITH THE JOINTS IN THE PAVEMENT, THE DETAILS OF THE TRANSVERSE JOINTS IN THE CURB, GUTTER AND COMBINED CURB & GUTTER SHALL BE APPROVED BY THE ENGINEER. CURB, GUTTER OR COMBINED CURB & GUTTER IS CONSTRUCTED ADJACENT TO A FLEXIBLE BASE PAVEMENT, 1" THICK EXPANSION JOINTS COMPOSED OF BITUMINOUS PREFORMED JOINT FILLER SHALL BE INSTALLED IN THE CURB AND/OR GUTTER AT POINTS OF CURVATURE AND AT CONSTRUCTION JOINTS. TRANSVERSE JOINTS OF A TYPE SIMILAR TO THAT USED IN THE ADJACENT PAVEMENT SHALL BE INSTALLED IN THE CURB, GUTTER

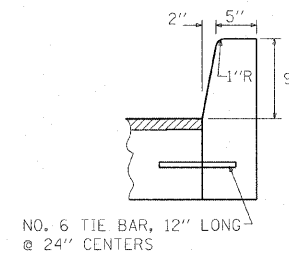
#### BASIS OF PAYMENT

THE COST OF ALL JOINTS, TIE BARS, INCLUDING LABOR, FURNISHING AND PLACING OF STEEL, FILLER AND ALL OTHER INCIDENTALS SHALL BE INCLUDED IN THE UNIT PRICES BID FOR TYPE B-V.12 OR TYPE 3 COMBINED CONCRETE CURB AND GUTTER, TYPE 4 OR TYPE B CONCRETE CURB OR ANY SPECIFIED SPECIAL TYPE OF CURB, GUTTER OR CURB AND GUTTER UNLESS OTHERWISE SPECIFIED.

#### DEPRESSED CURB & GUTTER



IF NO ITEM IS PROVIDED FOR DEPRESSED CURB AND GUTTER, IT WILL BE PAID FOR AS TYPE B-V.12 OR TYPE 3 COMBINATION CONCRETE CURB AND GUTTER.



**CONCRETE CURB  
TYPE B (SPECIAL)**

#### MOUNTABLE CURB GENERAL NOTES

LONGITUDINAL JOINT TIE BARS SHALL BE NO. 6 AT 24" CENTERS IN ACCORDANCE WITH DETAILS FOR LONGITUDINAL CONSTRUCTION JOINT SHOWN ON STANDARD 420001.

CONTRACTOR SHALL FOLLOW STANDARD 606001 FOR GENERAL NOTES AND PROCEDURES.

REVISIONS		ILLINOIS DEPARTMENT OF TRANSPORTATION F.A.I. 90/94 (DAN RYAN EXPRESSWAY) 47TH STREET GATEWAY LANDSCAPING AND IRRIGATION
NAME	DATE	
		CONSTRUCTION DETAILS CURB AND GUTTER DETAILS

SCALE: NONE      DRAWN BY: MK  
DATE: MAY 02, 2008      CHECKED BY: RMC