

F.A.U. RTE.	SECTION	COUNTY	TOTAL SHEETS	SHEET NO.
1463	1010.1B	COOK	171	62
STA.		TO STA.		
FED. ROAD DIST. NO. 1		ILLINOIS	FED. AID PROJECT	



















GENERAL NOTES

- AT THE START OF THE PROJECT THE CONTRACTOR SHALL ASSUME RESPONSIBILITY FOR MAINTENANCE OF THE TEMPORARY AND THE PERMANENT LIGHTING IN COMPLIANCE WITH THE SPECIFICATIONS.
- THE CONTRACTOR SHALL REQUEST A FORMAL MAINTENANCE TRANSFER BEFORE ANY WORK, LIGHTING OR OTHER, BEGINS. THE CONTRACTOR SHALL CONTACT THE TOWN OF CICERO ELECTRICAL DEPARTMENT AT (708) 878-0648. THE CONTRACTOR SHALL CONTACT THE CITY OF CHICAGO SUPERINTENDENT OF CONSTRUCTION AT 312-746-6500.
- IT SHALL BE THE CONTRACTOR'S RESPONSIBILITY TO MARK THE PROPOSED LOCATIONS OF ALL LIGHT POLES. THE RESIDENT ENGINEER SHALL EXAMINE THE PROPOSED LOCATIONS AND SHALL CONFIRM THEM BEFORE THE LIGHT POLES ARE INSTALLED.
- A GROUND ROD SHALL BE INSTALLED AT EACH LIGHT POLE FOUNDATION, AS INDICATED ON THE PLANS.
- THE CONTRACTOR SHALL MAKE SPECIAL NOTE OF THE REQUIREMENTS FOR GROUNDING. THE GROUNDING CONNECTIONS AT THE FOUNDATIONS SHALL BE WELDED BY EXOTHERMIC WELDING. THE GROUNDING CONNECTIONS SHALL BE INSPECTED AND APPROVED BY THE RESIDENT ENGINEER PRIOR TO POURING CONCRETE OR BACK FILLING, AS APPLICABLE.
- THE CONTRACTOR SHALL MAKE SPECIAL NOTE OF THE SPECIFIED REQUIREMENTS FOR BURIED WARNING TAPE FOR THE TRENCHING AND BACK FILLING ROADWAY LIGHTING. THE INSTALLATION OF THE WARNING TAPE SHALL BE INSPECTED BY THE RESIDENT ENGINEER PRIOR TO THE CONTRACTOR'S BACK FILLING OR DURING THE PLOWING OPERATIONS, AS APPLICABLE.
- ALL THE PROPOSED LIGHTING UNITS SHALL BE INSTALLED ON CONCRETE FOUNDATIONS. NO LIGHT POLES SHALL BE ERECTED UNTIL THE RESPECTIVE FOUNDATION HAS CURED, AS APPROVED BY THE RESIDENT ENGINEER.
- TO MAINTAIN THE STRUCTURAL INTEGRITY OF THE LIGHT POLES AND OF THE MAST ARMS, THE LIGHT POLES SHALL NOT BE ERECTED AND LEFT TO STAND WITHOUT THE LUMINAIRES. THE LIGHT POLES WILL NOT BE PAID FOR UNTIL THE LUMINAIRES ARE INSTALLED.
- QUANTITIES OF PUSHED CONDUIT AND CONDUIT IN TRENCH, WHERE INDICATED ON THE DRAWINGS, ARE APPROXIMATE QUANTITIES ONLY. THE CONTRACTOR SHALL FIELD VERIFY ALL LENGTHS AND SHALL INSTALL RACEWAYS IN COMPLETE COMPLIANCE WITH THE SPECIFIED REQUIREMENTS.
- UNLESS OTHERWISE INDICATED, THE PROPOSED LIGHT POLES SHALL BE SET DIRECTLY BEHIND THE EXISTING OR PROPOSED SIDEWALKS OR GUARDRAILS. THE PROPOSED LIGHT POLES' SETBACK SHOULD BE 12' FROM THE BACK OF THE CURB UNLESS OTHERWISE NOTED.
- EXISTING LIGHTING TO BE REMOVED AND NOT RELOCATED MUST BE SALVAGED AND RETURNED TO THE TOWN OF CICERO PUBLIC WORKS OR CITY OF CHICAGO'S STORAGE FACILITY, ACCORDING TO THE OWNERSHIP OF THE LIGHTING UNIT. NO ADDITIONAL PAYMENT WILL BE MADE.
- THE EQUIPMENT GROUNDING CONDUCTORS SHALL BE SPLICED AND BONDED TO EACH JUNCTION BOX AND PULL BOX THE CONDUCTORS PASS THROUGH. JUNCTION BOXES SHALL BE EQUIPPED WITH GROUND LUGS FOR GROUND WIRE TERMINATION WITHOUT DEGRADATION OF THE JUNCTION BOX RATING.
- TRENCHES AND LIGHTING RACEWAYS SHALL HAVE A MINIMUM DEPTH OF 36".
- THE CITY OF CHICAGO LIGHT POLES IN ADDITION TO THE COBRA HEAD LUMINAIRES ARE EQUIPPED WITH MID-MOUNT ACORN ORNAMENTAL LUMINAIRES. THE CONTRACTOR SHALL REMOVE, STORE, AND RE-INSTALL ALL THE LUMINAIRES AND THE MAST ARMS ON THE NEW POLES. THE CONTRACTOR AND THE RESIDENT ENGINEER SHALL INSPECT THE EQUIPMENT FOR STRUCTURAL INTEGRITY FOLLOWING THE REMOVAL. ANY LUMINAIRE OR MAST ARM UNFIT FOR THE RE-INSTALLATION SHALL BE REPLACED WITH THE NEW ONE FROM THE CITY OF CHICAGO STORAGE FACILITY. THIS WORK IS INCLUDED IN THE PAY ITEM FOR INSTALL LIGHT POLE MAST ARM & LUMINAIRE (MATERIAL PROVIDED BY THE CITY OF CHICAGO).
- THE TEMPORARY LIGHTING HAS TO BE OPERATIONAL PRIOR TO THE REMOVAL OF ANY EXISTING LIGHTING UNIT. THERE SHOULD BE NO INTERRUPTION OF EXISTING LIGHTING AT NIGHT DUE TO THE PROPOSED IMPROVEMENTS.

BILL OF MATERIALS

DESCRIPTION	UNIT	QUANTITY
GROUND ROD, 5/8" DIA. X 10 FT.	EACH	20
LUMINAIRE, SODIUM VAPOR, HORIZONTAL MOUNT, 400 WATT	EACH	11
LUMINAIRE, SODIUM VAPOR, HORIZONTAL MOUNT, 250 WATT	EACH	16
CONDUIT PUSHED, 3" DIA., GALVANIZED STEEL	FOOT	200
CONDUIT EMBEDDED IN STRUCTURE, 2" DIA., PVC	FOOT	1,460
UNIT DUCT, WITH 3-1/C NO. 4 AND 1/C NO. 6 GROUND, 600V (EPR-TYPE RHW), 1 1/4" DIA. POLYETHYLENE	FOOT	2,650
TRENCH AND BACKFILL FOR ELECTRICAL WORK	FOOT	3,400
RELOCATE EXISTING LIGHTING UNIT	EACH	4
REMOVAL OF EXISTING LIGHTING UNIT, SALVAGE	EACH	24
LIGHTING FOUNDATION REMOVAL	EACH	23
MAINTENANCE OF LIGHTING SYSTEM	CAL MO	6
LUMINAIRE SAFETY CABLE ASSEMBLY	EACH	16
LIGHT POLE, ALUMINUM, 35 FT. M.H., 12 FT. MAST ARM	EACH	12
BREAKAWAY DEVICE, TRANSFORMER BASE, 15 INCH BOLT CIRCLE	EACH	16
LIGHT POLE FOUNDATION, 24" DIAMETER	FOOT	195
JUNCTION BOX EMBEDDED IN STRUCTURE 24"x12"x6"	EACH	8
ELECTRIC CABLE IN CONDUIT, 600V (EPRN-TRIPLEXED) 2-1/C NO. 6, 1-1/C NO. 8 GROUND	FOOT	1,870
PVC CONDUIT IN TRENCH 2" (SCHEDULE #80)	FOOT	900
PROTECTION AND MAINTENANCE OF EXISTING UNDERPASS LUMINAIRES	L SUM	1
ELECTRIC CABLE IN CONDUIT, 600V (EPR-TYPE RHW) 3/C NO. 4 AND 1/C NO. 6 GROUND	FOOT	400
TEMPORARY WOOD POLE, 100 FT., CLASS 4, 20 FT. MAST ARM	EACH	7
REMOVAL OF TEMPORARY LIGHTING UNITS	EACH	10
AERIAL CABLE, 3-1/C NO. 4 WITH MESSENGER WIRE	FOOT	1,700
INSTALL LIGHT POLE MAST ARM & LUMINAIRE (MATERIAL PROVIDED BY THE CITY OF CHICAGO)	EACH	8
TEMPORARY WOOD POLE, 60 FT., CLASS 4, 20 FT. MAST ARM	EACH	3
HANDHOLE	EACH	2
LIGHT POLE, ALUMINUM, 35 FT. M.H., 2-15 FT. MAST ARMS	EACH	2

LEGEND

-  EXISTING LIGHTING UNIT TO BE REMOVED
-  EXISTING LIGHTING UNIT TO BE REMOVED AND RELOCATED
-  EXISTING COMBINATION LIGHTING UNIT
-  PROPOSED LIGHTING UNIT
-  EXISTING LIGHTING UNIT
-  LOCATION OF REINSTALLED LIGHTING UNIT
-  TEMPORARY LIGHTING UNIT
-  TEMPORARY LIGHTING UNIT SHARED WITH TRAFFIC SIGNALS
-  PROPOSED GROUND ROD, 5/8" DIA. X 10 FT.
-  EXISTING LIGHTING CONTROLLER
-  JUNCTION BOX, SIZE AND TYPE AS INDICATED
-  ComEd SERVICE POLE
-  PROPOSED GALVANIZED STEEL CONDUIT IN TRENCH OR PUSHED, AS INDICATED ON THE PLANS
-  PROPOSED UNIT DUCT, WITH 3-1/C NO. 4 AND 1/C NO. 6 GROUND, 600 V (EPR-TYPE RHW), 1 1/4" DIA. POLYETHYLENE
-  ELECTRIC CABLE IN 2" PVC CONDUIT EMBEDDED IN STRUCTURE, SIZE AND TYPE AS INDICATED
-  AERIAL ELECTRIC CABLE, 3-1/C #4 ALUMINUM WITH MESSENGER WIRE
-  CONTROL CABINET DESIGNATION
CIRCUIT DESIGNATION
POLE NUMBER ON CIRCUIT
-  ELECTRIC CABLE IN CONDUIT, 600V (EPRN-TRIPLEXED) 2-1/C NO. 6, 1-1/C NO. 8 GND, CITY STANDARD

REVISIONS	
NAME	DATE
S.L.	9-26-08

ILLINOIS DEPARTMENT OF TRANSPORTATION
ROADWAY LIGHTING
BILL OF MATERIALS,
LEGEND, GENERAL NOTES
31ST STREET
IL. 50 (CICERO AVE.) TO KOSTNER AVE.
SCALE: VERT. NONE
HORIZ. NONE
DATE 9/22/2008
DRAWN BY
CHECKED BY