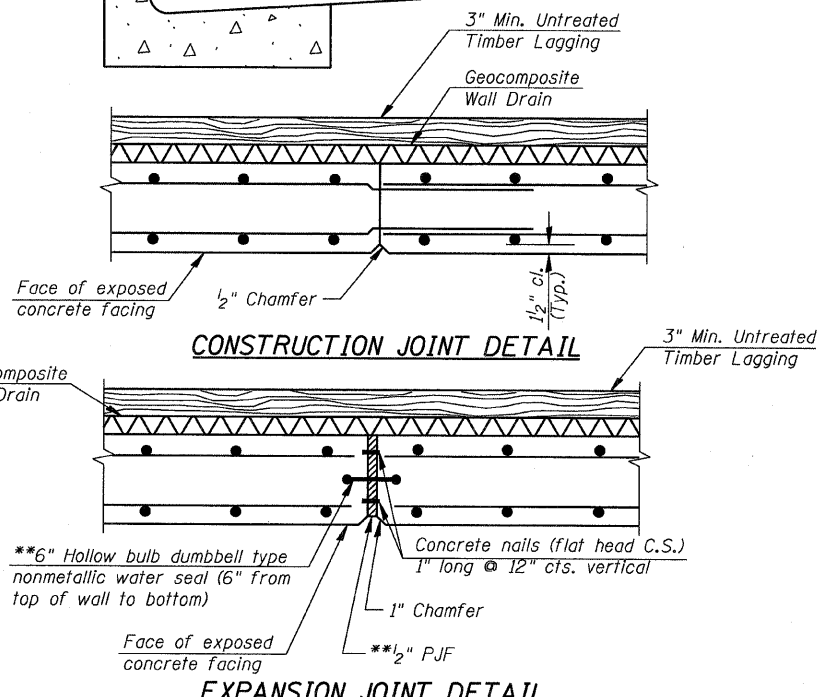


**TYPICAL SECTION THRU DRIVEN SOLDIER PILE WALL WITH C.I.P. FACING**

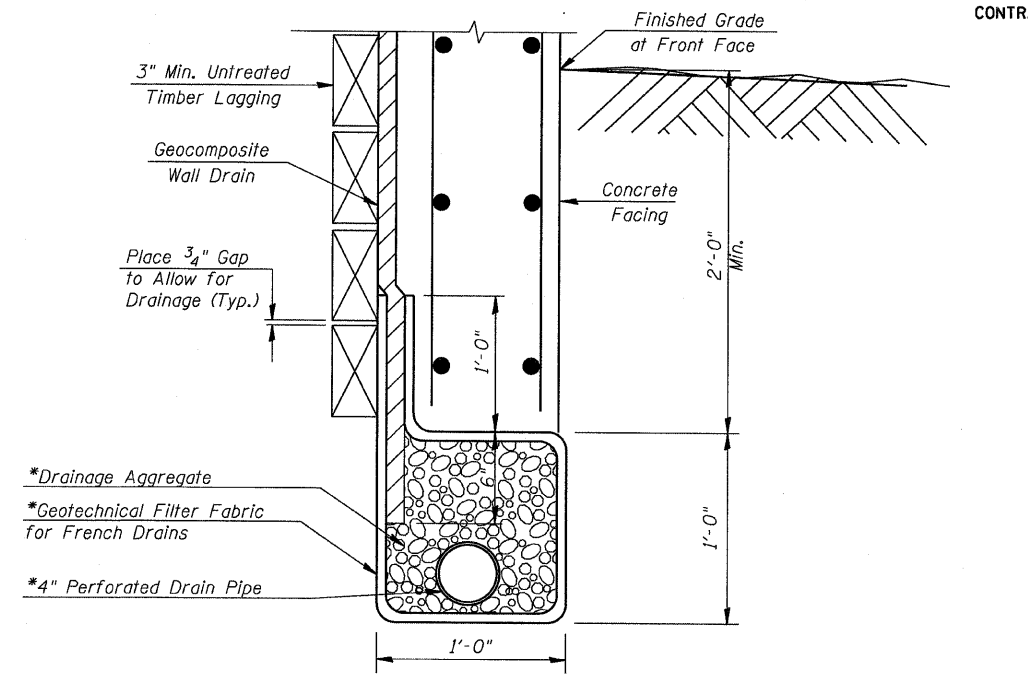
Note:  
The Contractor is responsible for the design and performance of the lagging using no less than a 3 in. nominal rough-sawn thickness and timber with a minimum allowable bending stress of 1000 psi.



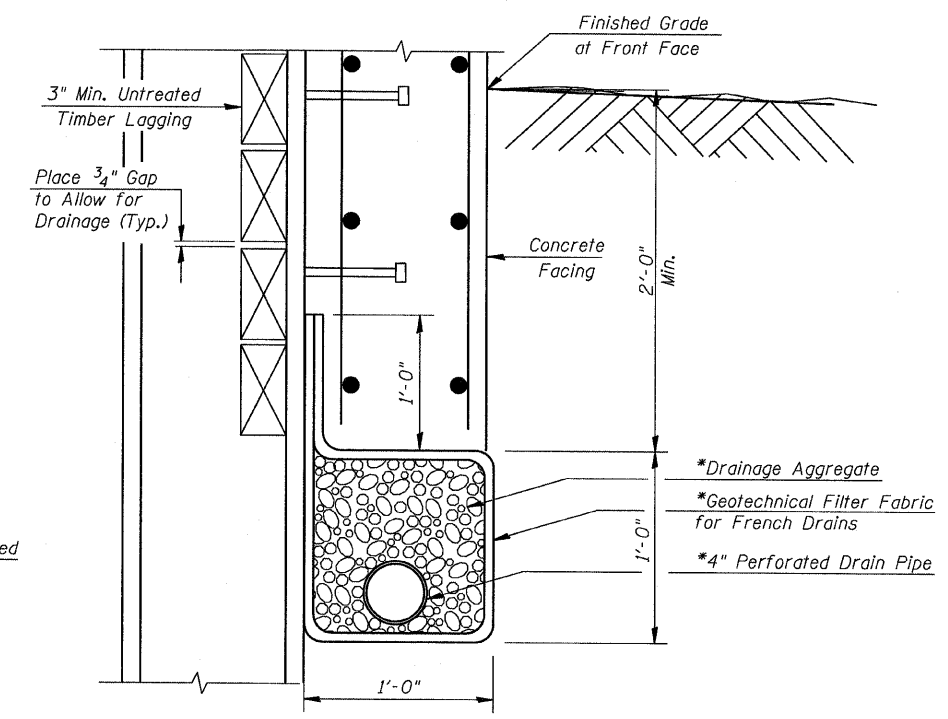
**CONSTRUCTION JOINT DETAIL**

**EXPANSION JOINT DETAIL**

\*Cost included with "Pipe Underdrains for Structures."  
\*\*Cost included with "Concrete Structures."



**UNDERDRAIN DETAIL BETWEEN SOLDIER PILES**



**UNDERDRAIN DETAIL AT SOLDIER PILES**

REVISIONS	
NAME	DATE
Revised Layout	9/25/08

ILLINOIS DEPARTMENT OF TRANSPORTATION  
RETAINING WALL DETAILS  
CICERO AVE. RETAINING WALL  
IL ROUTE 50 SECTION 1010.1B  
COOK COUNTY  
STATION 405+33.58 TO 408+53.58  
STR. NO. 016-W981  
SCALE: VERT. N.T.S. HORIZ. N.T.S.  
DATE SEPTEMBER 25, 2008  
DRAWN BY GF  
CHECKED BY CLS