

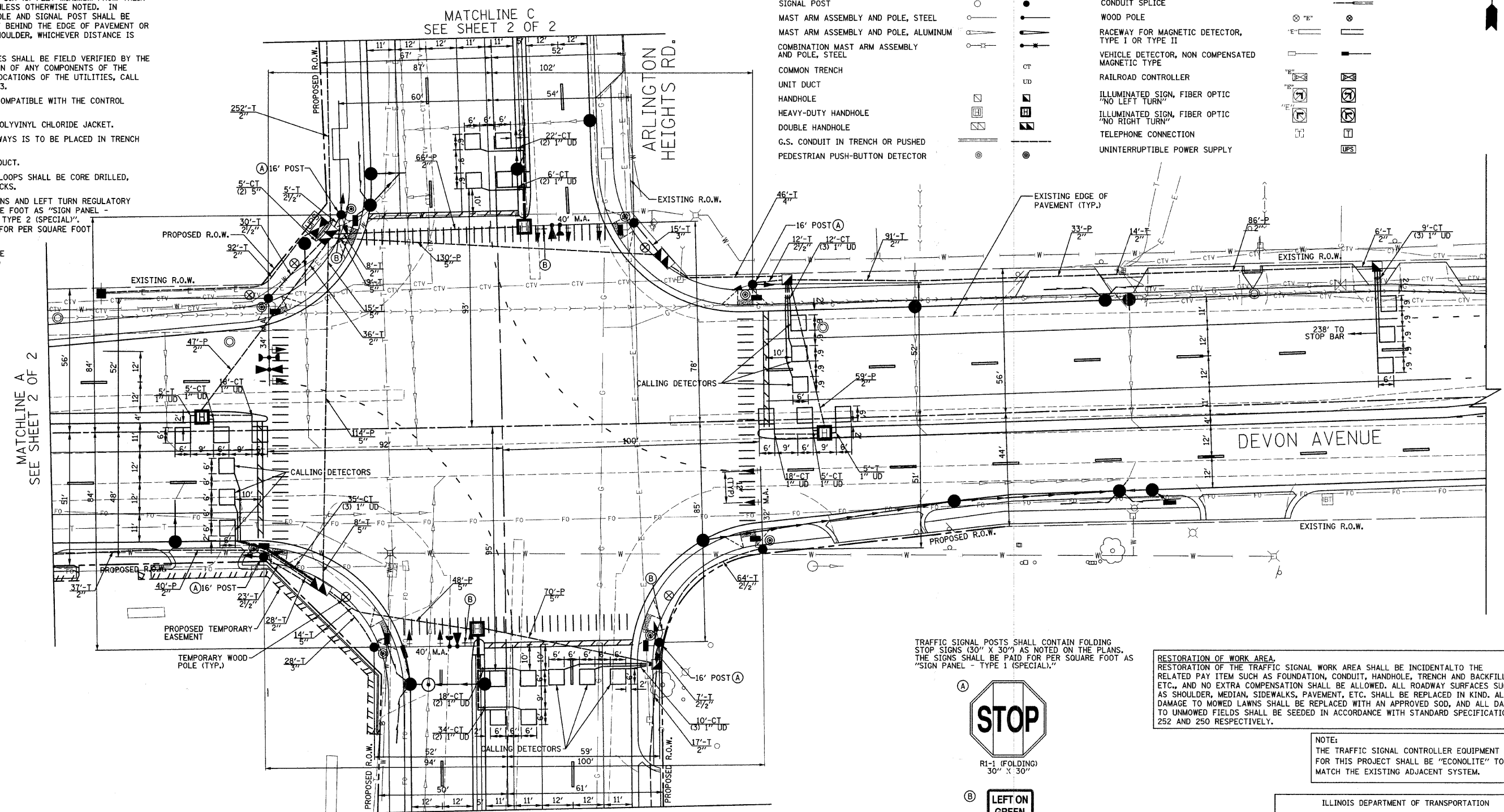
F.A.U. RTE. 1346 & 2626	SECTION 05-00050-00-CH	COUNTY COOK/DUPAGE	TOTAL SHEETS 94	SHEET NO. 42
TRAFFIC SIGNAL INSTALLATION PLAN				
FED. ROAD DIST. NO. 7 ILLINOIS FED. AID PROJECT M-8003(569)				

TRAFFIC SIGNAL NOTES

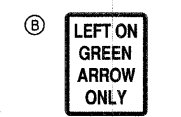
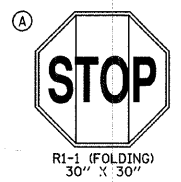
- THE CONTRACTOR SHALL INFORM THE CCHD DESIGN ENGINEER AT (312) 603-1730 PRIOR TO THE START OF ANY WORK ON THE CONTRACT. A MINIMUM OF FIVE (5) WORKING DAYS ADVANCE NOTICE IS REQUIRED.
- THE CONTRACTOR SHALL MARK THE LOCATIONS OF LOOPS AND CONTACT THE CCHD DESIGN ENGINEER AT (312) 603-1730 FOR LOCATION APPROVAL PRIOR TO THE CUTTING OF THE LOOPS. A MINIMUM OF FIVE (5) WORKING DAYS ADVANCE NOTICE IS REQUIRED.
- IT IS THE CONTRACTOR'S RESPONSIBILITY TO LOCATE EXISTING TRAFFIC SIGNAL CABLES AND CONDUITS.
- ALL MAST ARM MOUNTED SIGNAL HEADS ARE TO BE ATTACHED 2'-0" FROM THE END OF MAST ARM UNLESS OTHERWISE NOTED.
- ALL SIGNAL POSTS SHALL BE SET BACK FOUR (4) FEET MINIMUM AND ALL MAST ARM POLES SHALL BE SET BACK SIX (6) FEET MINIMUM FROM THEIR CENTERLINE TO THE BACK OF CURB UNLESS OTHERWISE NOTED. IN NON-CURBED AREAS, THE MAST ARM POLE AND SIGNAL POST SHALL BE LOCATED A MINIMUM OF TEN (10) FEET BEHIND THE EDGE OF PAVEMENT OR TWO (2) FEET BEHIND THE EDGE OF SHOULDER, WHICHEVER DISTANCE IS GREATER.
- THE EXACT LOCATION OF ALL UTILITIES SHALL BE FIELD VERIFIED BY THE CONTRACTOR BEFORE THE INSTALLATION OF ANY COMPONENTS OF THE TRAFFIC SIGNAL SYSTEM. FOR THE LOCATIONS OF THE UTILITIES, CALL J.U.L.I.E. TOLL-FREE AT (800) 892-0123.
- VEHICLE LOOP DETECTORS SHALL BE COMPATIBLE WITH THE CONTROL EQUIPMENT.
- ALL ELECTRICAL CABLE SHALL HAVE POLYVINYL CHLORIDE JACKET.
- CONDUIT UNDER ROADWAYS AND DRIVEWAYS IS TO BE PLACED IN TRENCH BEFORE PAVEMENT IS PLACED.
- ALL 1" CONDUIT IS TO BE 1" EMPTY DUCT.
- THE CORNERS OF ALL NEW DETECTOR LOOPS SHALL BE CORE DRILLED, INCLUDING PAVEMENT JOINTS AND CRACKS.
- MAST ARM MOUNTED STREET NAME SIGNS AND LEFT TURN REGULATORY SIGNS SHALL BE PAID FOR PER SQUARE FOOT AS "SIGN PANEL - TYPE 1 (SPECIAL)" OR "SIGN PANEL - TYPE 2 (SPECIAL)". FOLDING STOP SIGNS SHALL BE PAID FOR PER SQUARE FOOT AS "SIGN PANEL - TYPE 1 (SPECIAL)".
- THE TRAFFIC SIGNAL SYSTEM SHALL BE RE-OPTIMIZED BY A COUNTY-APPROVED CONSULTANT.

TRAFFIC SIGNAL LEGEND

EXISTING	PROPOSED	EXISTING	PROPOSED



TRAFFIC SIGNAL POSTS SHALL CONTAIN FOLDING STOP SIGNS (30" X 30") AS NOTED ON THE PLANS. THE SIGNS SHALL BE PAID FOR PER SQUARE FOOT AS "SIGN PANEL - TYPE 1 (SPECIAL)".



RESTORATION OF WORK AREA.
 RESTORATION OF THE TRAFFIC SIGNAL WORK AREA SHALL BE INCIDENTAL TO THE RELATED PAY ITEM SUCH AS FOUNDATION, CONDUIT, HANDHOLE, TRENCH AND BACKFILL, ETC., AND NO EXTRA COMPENSATION SHALL BE ALLOWED. ALL ROADWAY SURFACES SUCH AS SHOULDER, MEDIAN, SIDEWALKS, PAVEMENT, ETC. SHALL BE REPLACED IN KIND. ALL DAMAGE TO MOWED LAWNS SHALL BE REPLACED WITH AN APPROVED SOD, AND ALL DAMAGE TO UNMOWED FIELDS SHALL BE SEEDING IN ACCORDANCE WITH STANDARD SPECIFICATIONS 252 AND 250 RESPECTIVELY.

NOTE:
 THE TRAFFIC SIGNAL CONTROLLER EQUIPMENT FOR THIS PROJECT SHALL BE "ECONOLITE" TO MATCH THE EXISTING ADJACENT SYSTEM.

ILLINOIS DEPARTMENT OF TRANSPORTATION
TRAFFIC SIGNAL INSTALLATION PLAN
 DEVON AVENUE AND ARLINGTON HEIGHTS ROAD
 SHEET 1 OF 2

DATE: 5/27/08
 DESIGNED BY: BRD
 CHECKED BY: JUE

