STATE OF ILLINOIS
DEPARTMENT OF TRANSPORTATION

ROUTE NO.	SECTION	COUNTY	TOTAL SHEETS	SHEET NO.
F.A.P. 798	*	FORD	92	38
FED. ROAD DIST. NO.	ILLINOIS	FED. AID PROJECT-		

SHEET NO. S3
S4 SHEETS

* 107-BR,108-BR,108-BR-1 Contract # 66698

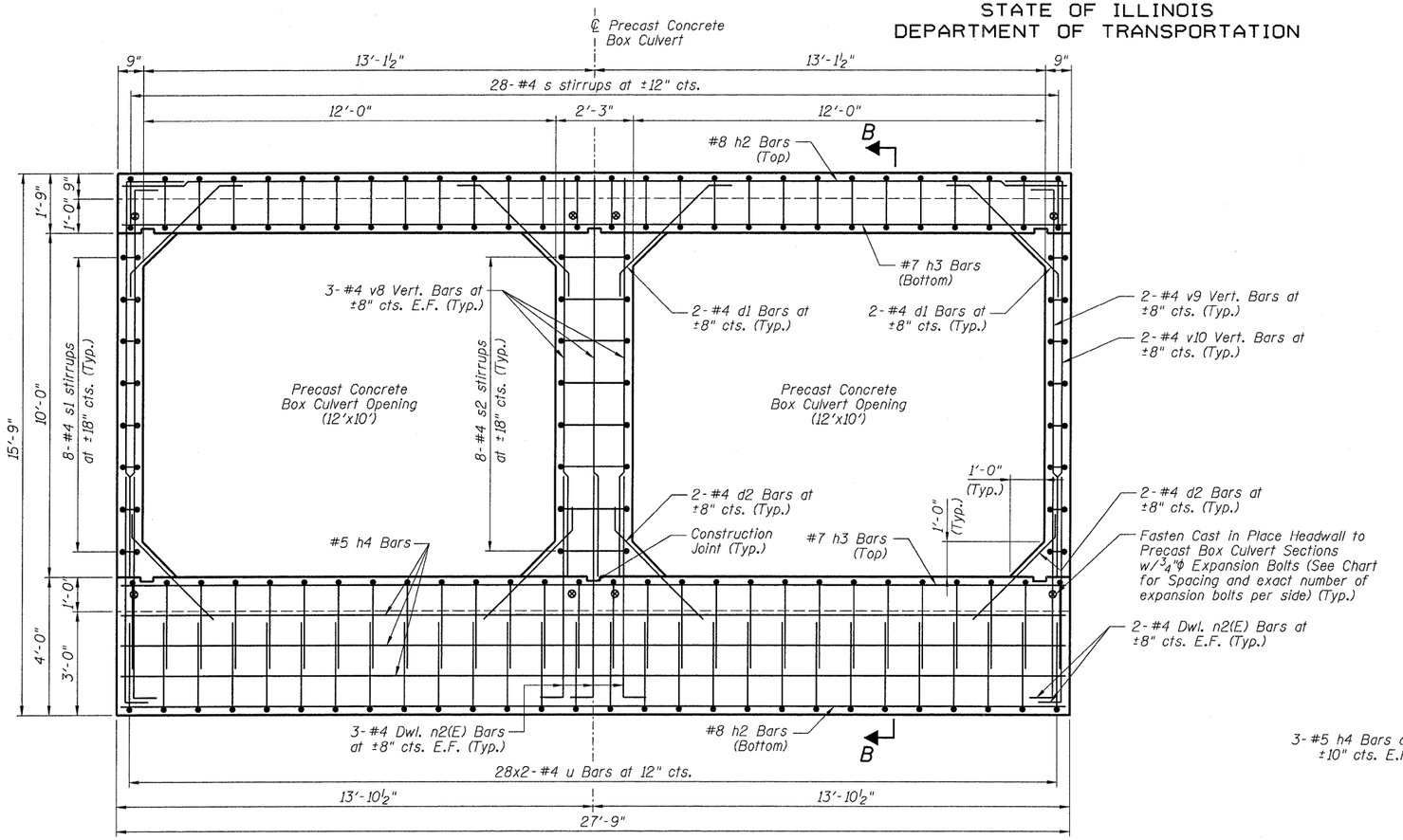

HEADWALL SECTION (A-A)

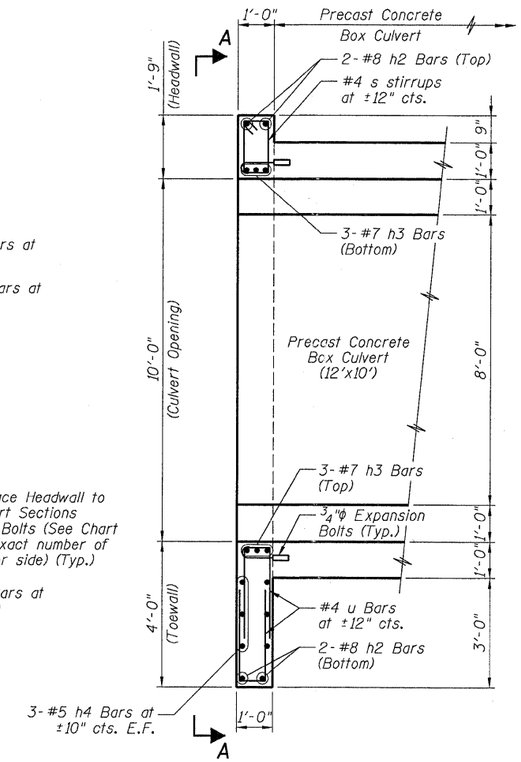

HEADWALL SECTION (B-B)

EXPANSION BOLT TABLE

Clear Span or Clear Height	No. of ¾"φ Expansion bolts Req'd per side	
	No. *	Spacing
10.0	7	18"
12.0	8	19"

Notes:

1. Use minimum of (1) one expansion bolt at each corner.
2. Total number of expansion bolts required = 120.
3. Expansion bolts shall be ¾"φ hooked bolts. Hooked bolts shall extend a minimum of 9" into the new concrete. Precast concrete manufacturer shall provide holes in precast concrete box culvert for ¾"φ expansion bolt inserts at specified locations.
4. Cost of ¾"φ expansion bolts included with pay item for "Precast Concrete Box Culvert 12'x10'" (M273).

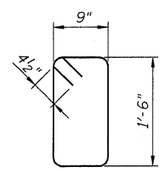

BAR s

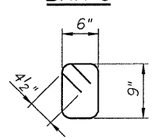

BAR s1

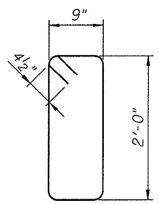

BAR s2

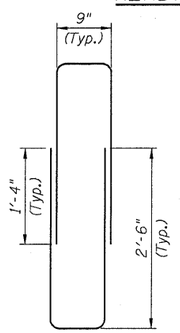

BAR u

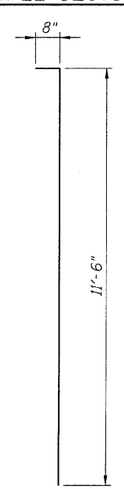

BAR v9

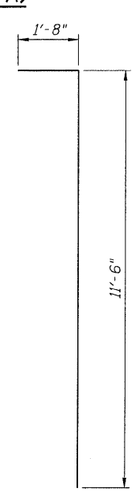

BAR v10

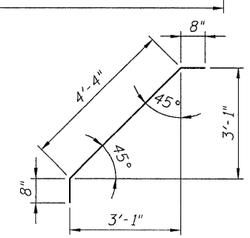

BAR d1

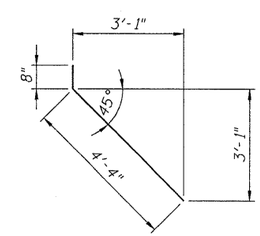

BAR d2

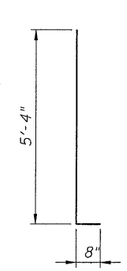

BAR n2(E)

DESIGNED	GBC/GMK
CHECKED	GBC/SMK/GMK
DRAWN	RR
CHECKED	SMK

200

EXAMINED

ENGINEER OF BRIDGE DESIGN

PASSED

ENGINEER OF BRIDGES AND STRUCTURES

HEADWALL SECTIONS AND DETAILS
ILLINOIS ROUTE 115 OVER DRAINAGE DITCH
F.A.P. ROUTE 798 - SECTION 107-BR
FORD COUNTY
STATION 24+09.00
EXISTING STRUCTURE NO. 027-0039
PROPOSED STRUCTURE NO. 027-2014

Scale: None August 2008