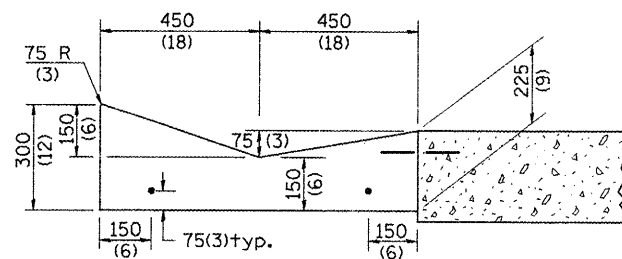
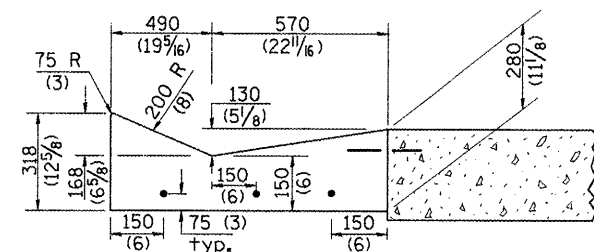


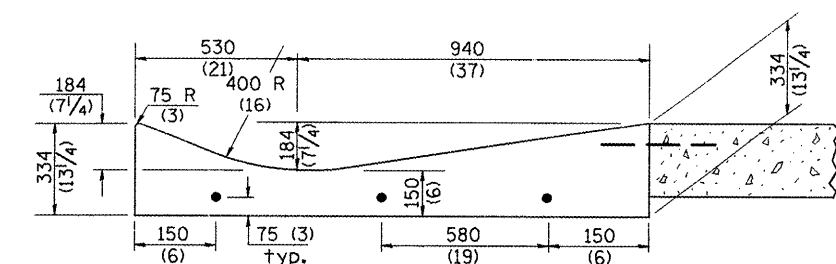
F.A.P. RTE.	SECTION	COUNTY	TOTAL SHEETS	SHEET NO.
22	135W-2; RS-5	FULTON	282	181
STA.		TO STA.		
FED. ROAD DIST. NO.		ILLINOIS FED. AID PROJECT		



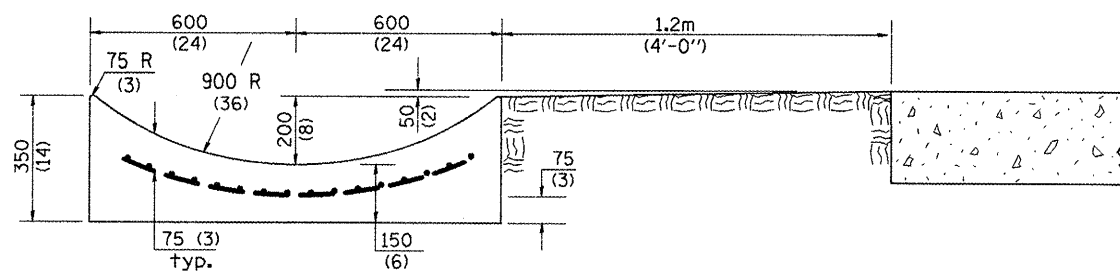
SECTION A-A



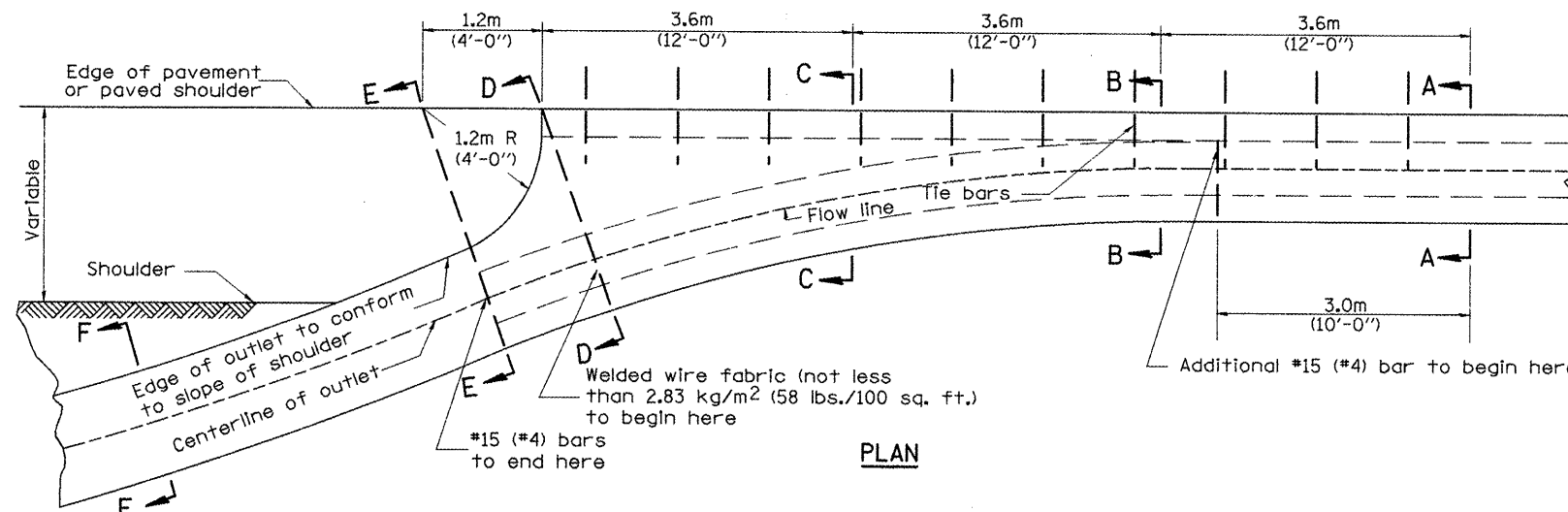
SECTION B-B



SECTION C-C



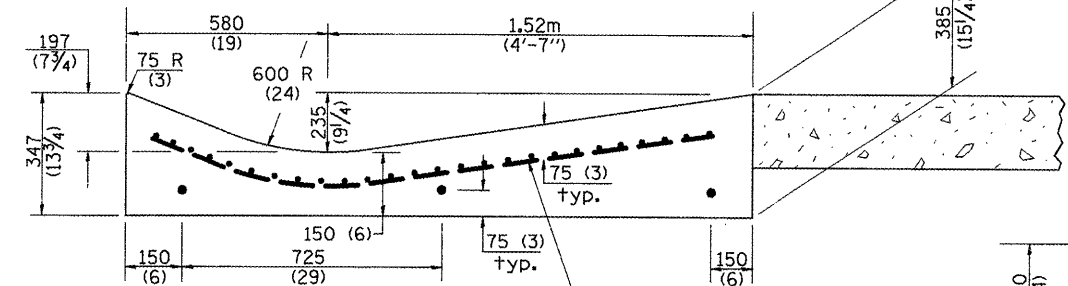
SECTION E-E



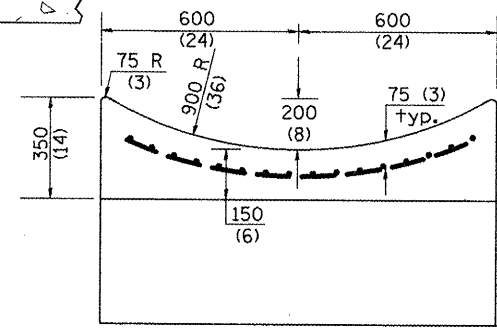
PLAN

QUANTITY
 Section A-A to E-E= m³ (cu. yd.) concrete.
 Section F-F= m³/m (cu. yd./ft.) concrete.

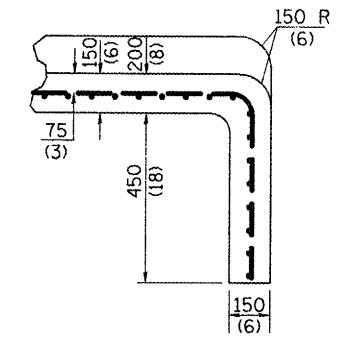
If the average grade of pavement for the distance from section A-A to section D-D exceeds 2%, this distance shall be increased 1.8 m (6 ft.) for each 1% increase in grade. A quantity adjustment is required.



SECTION D-D



SECTION F-F



SECTIONS AT END OF OUTLET (CURTAIN WALL)

QUANTITY
 Curtain Wall
 m³ (cu. yd.) concrete.

OUTLET

QUANTITIES

CALC. BY: _____ DATE: _____
 CHECKED BY: _____ DATE: _____
 QUANTITY CALCULATIONS ARE ON FILE AT THE DISTRICT 4 OFFICE, BUREAU OF PROJECT IMPLEMENTATION, DOCUMENTATION SECTION

All dimensions are in millimeters (Inches) unless otherwise noted.

ILLINOIS DEPARTMENT OF TRANSPORTATION	
DISTRICT CADD STANDARD	
TYPE A GUTTER, (MODIFIED)	
(INLET, OUTLET & ENTRANCE)	
CADD STANDARD 606101-D4	SHEET 2 OF 3
SCALE: NOT DRAWN TO SCALE	DRAWN BY CADD
	CHECKED BY