

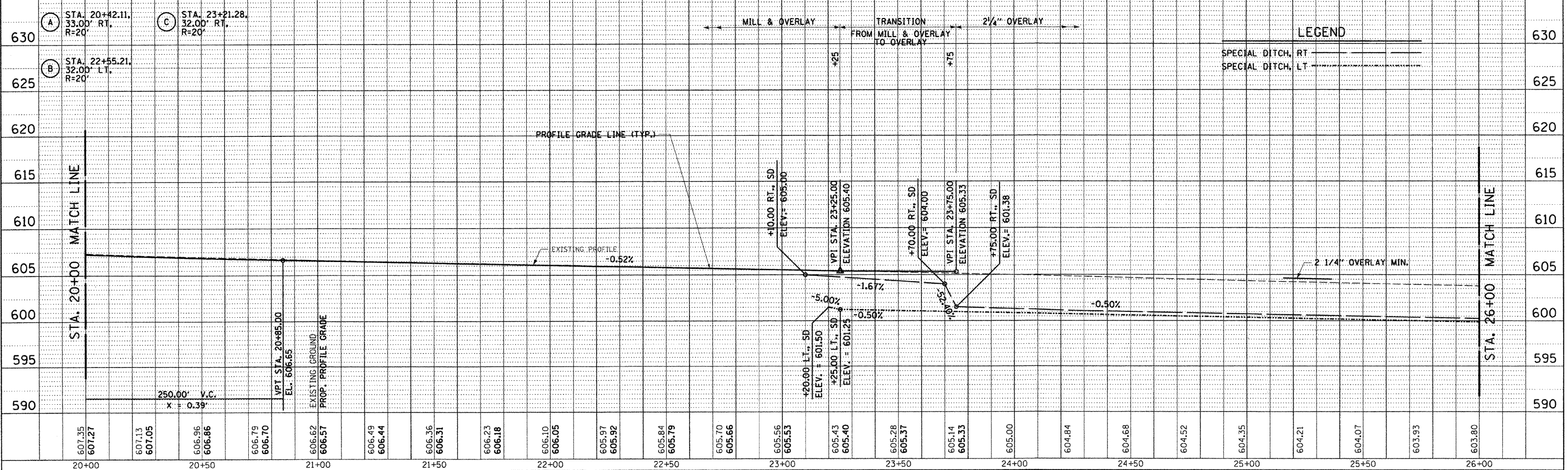
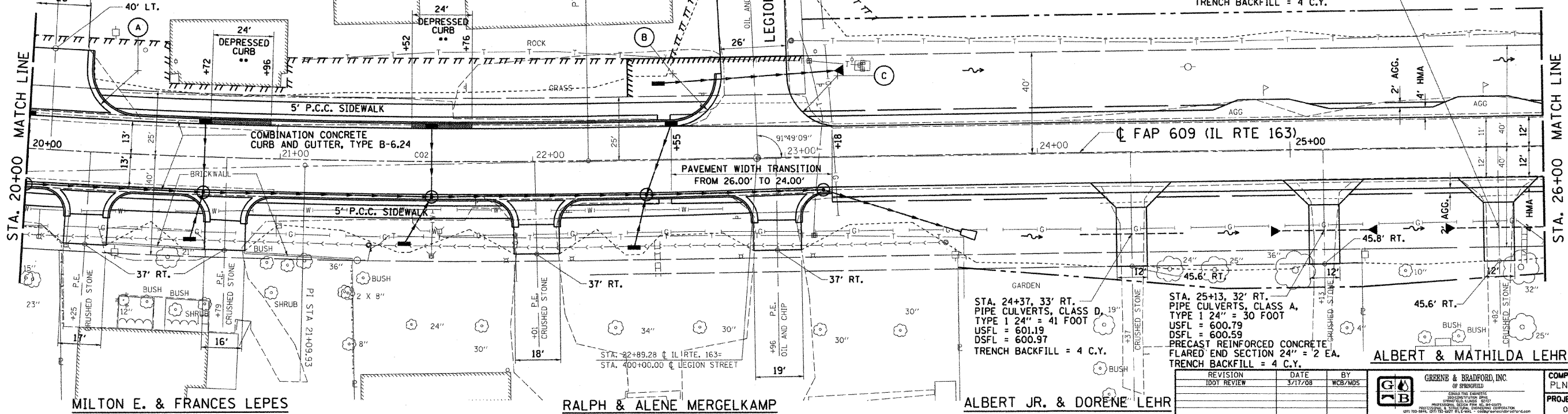

F.A.P. RTE.	SECTION	COUNTY	TOTAL SHEETS	SHEET NO.
609	***	ST. CLAIR	350	39
STA. 20+00		TO STA. 26+00		
FED. ROAD DIST. NO.	ILLINOIS	FED. AID PROJECT		
*** 76RS-3, 76-2BR-21				

Exist. Curve CO2
 PI Sta. 21+09.93
 $\Delta = 4^\circ 29' 19''$ (L.T.)
 $D = 2^\circ 00' 00''$
 $T = 112.28'$
 $R = 2,864.93'$
 $L = 224.44'$
 $E = 2.20'$
 PC Sta. 19+97.65
 PT Sta. 22+22.09
 Exist. S.E. = N.C.
 Prop. S.E. = N.C.

•• INCREASE SIDEWALK THICKNESS FROM 4" TO 8"
MILLSTADT COMMERCIAL CLUB, INC.

WARREN HANKAMMER

STA. 25+82, 32' RT.
 PIPE CULVERTS, CLASS A,
 TYPE 1 24" = 30 FOOT
 USFL = 600.44
 DSFL = 600.24
 PRECAST REINFORCED CONCRETE
 FLARED END SECTION 24" = 2 EA.
 TRENCH BACKFILL = 4 C.Y.



LEGEND

SPECIAL DITCH, RT	---
SPECIAL DITCH, LT	- - -

REVISION
 1DDT REVIEW
 DATE 3/17/08
 BY WCB/WDS

GREENE & BRADFORD, INC.
 OF SPRINGFIELD
 CIVIL ENGINEERS
 1000 N. WASHINGTON ST.
 SPRINGFIELD, ILL. 62761
 TEL: 217-223-7272 FAX: 217-223-7273
 www.greenesbradford.com

COMPUTER FILE NO.
 PLN163A_V8-03
 PROJECT: 02076
 06/05/04-FAV