



- NOTE:
- UNLESS NOTED OTHERWISE, ALL STATIONS AND OFFSETS USED ARE TAKEN FROM SB I-90/94 BASELINE.
 - FOR LEGEND SEE SHEET NO. 65

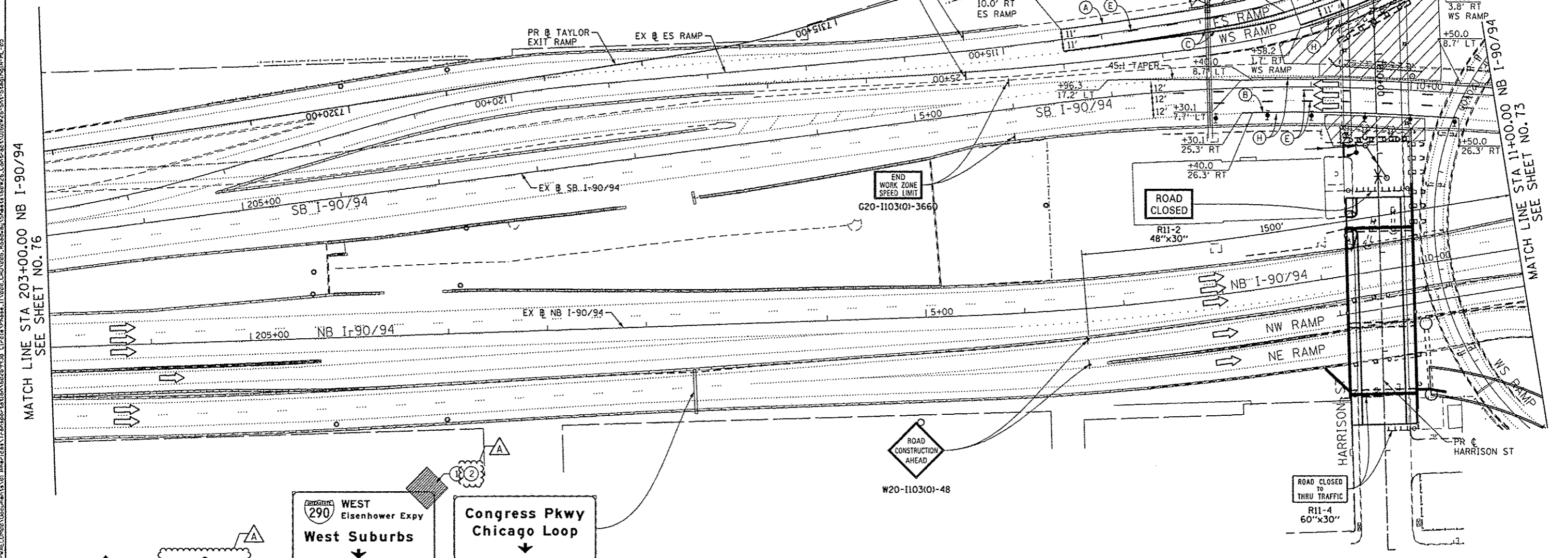
PROPOSED TEMP PAVEMENT MARKINGS AND TRAFFIC CONTROL DEVICES

- | | |
|---|--|
| (A) TEMP EPOXY PVT MK LINE 4 (SOLID WHITE) | (F) TYPE II BARRICADE OR DRUMS WITH STEADY BURN MONODIRECTIONAL LIGHT @ 50' C-C (TYP) ON TAPERS AND @ 100' C-C (TYP) ON TANGENTS |
| (B) TEMP EPOXY PVT MK LINE 4 (SOLID YELLOW) | (G) TYPE II BARRICADE OR DRUMS WITH STEADY BURN MONODIRECTIONAL LIGHT @ 50' C-C (TYP) ON RAMP TAPERS |
| (C) TEMP EPOXY PVT MK LINE 8 (SOLID WHITE) | (H) TEMP CONC BARRIER |
| (D) TEMP EPOXY PVT MK LINE 12 (WHITE CHEVRONS) (TYP) | (I) IMP ATTN TEMP FRN TL3 |
| (E) TEMP EPOXY PVT MK LINE 5 (10' DASH 30' SKIP, WHITE) | (J) DIRECTIONAL INDICATOR BARRICADE WITH STEADY BURN MONODIRECTIONAL LIGHT @ 50' C-C |



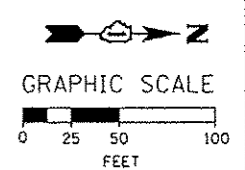
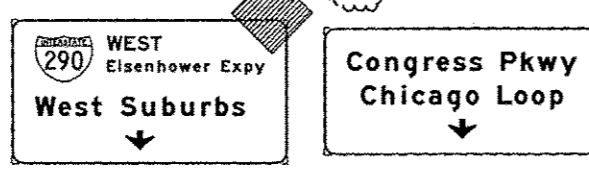
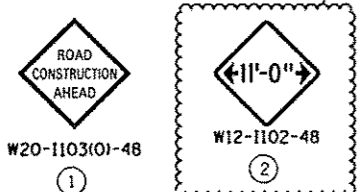
(2) SIGN PANEL - TYPE 3 WITH STRUCTURAL STEEL SIGN SUPPORT - BREAKAWAY AND CONCRETE FOUNDATIONS (SEE GROUND MOUNTED SIGN PANEL PLACEMENT)

(1A) RELOCATE SIGN PANEL - TYPE 3 (FROM BRIDGE MOUNTED)
 (1B) WITH STRUCTURAL STEEL SIGN SUPPORT BREAKAWAY AND CONCRETE FOUNDATIONS (SEE GROUND MOUNTED SIGN PANEL PLACEMENT)



MATCH LINE STA 203+00.00 NB I-90/94 SEE SHEET NO. 76

MATCH LINE STA 11+00.00 NB I-90/94 SEE SHEET NO. 73



| | | | | | | |
|--|--|--|---|---|--|--|
| | 0168W26-Sht-Staging1A-ML-05 USER NAME = chiva PLOT SCALE = 50.0000' / 1" = 100.0000' PLOT DATE = 10/15/2013 | DESIGNED - OPS DRAWN - PHP CHECKED - OBM DATE - 9/15/13 | REVISED - 10/15/2013 REVISED - REVISED - REVISED - | STATE OF ILLINOIS DEPARTMENT OF TRANSPORTATION | SUGGESTED STAGES OF CONSTRUCTION AND TRAFFIC CONTROL PLAN MAINLINE STAGING 1A SCALE: 1" = 50' SHEET 5 OF 8 SHEETS STA. TO STA. | F.A.I. RTE. 90/94/290 SECTION 2013-008R COUNTY COOK TOTAL SHEETS 559 SHEET NO. 75 CONTRACT NO. 60W26 ILLINOIS FED. AID PROJECT |
|--|--|--|---|---|--|--|