
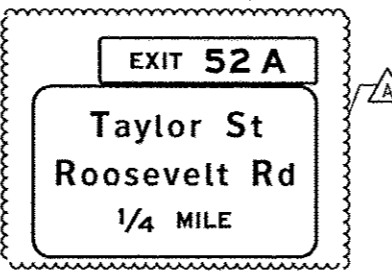


TEMP PAVEMENT MARKINGS AND TRAFFIC CONTROL DEVICES FROM PREVIOUS STAGE TO REMAIN

- AA TEMP EPOXY PVT MK LINE 4 (SOLID WHITE)
- BB TEMP EPOXY PVT MK LINE 4 (SOLID YELLOW)
- CC TEMP EPOXY PVT MK LINE 8 (SOLID WHITE)
- DD TEMP EPOXY PVT MK LINE 12 (WHITE CHEVRONS) (TYP)
- EE TEMP EPOXY PVT MK LINE 5 (10' DASH 30' SKIP, WHITE)
- FF TYPE II BARRICADE OR DRUMS WITH STEADY BURN MONODIRECTIONAL LIGHT @ 50' C-C (TYP) ON TAPERS AND @ 100' C-C (TYP) ON TANGENTS
- GG TYPE II BARRICADE OR DRUMS WITH STEADY BURN MONODIRECTIONAL LIGHT @ 50' C-C (TYP) ON RAMP TAPERS
- HH TEMP CONC BARRIER
- II IMP ATTN TEMP FRN TL3
- JJ DIRECTIONAL INDICATOR BARRICADE WITH STEADY BURN MONODIRECTIONAL LIGHT @ 50' C-C

PROPOSED TEMP PAVEMENT MARKINGS AND TRAFFIC CONTROL DEVICES

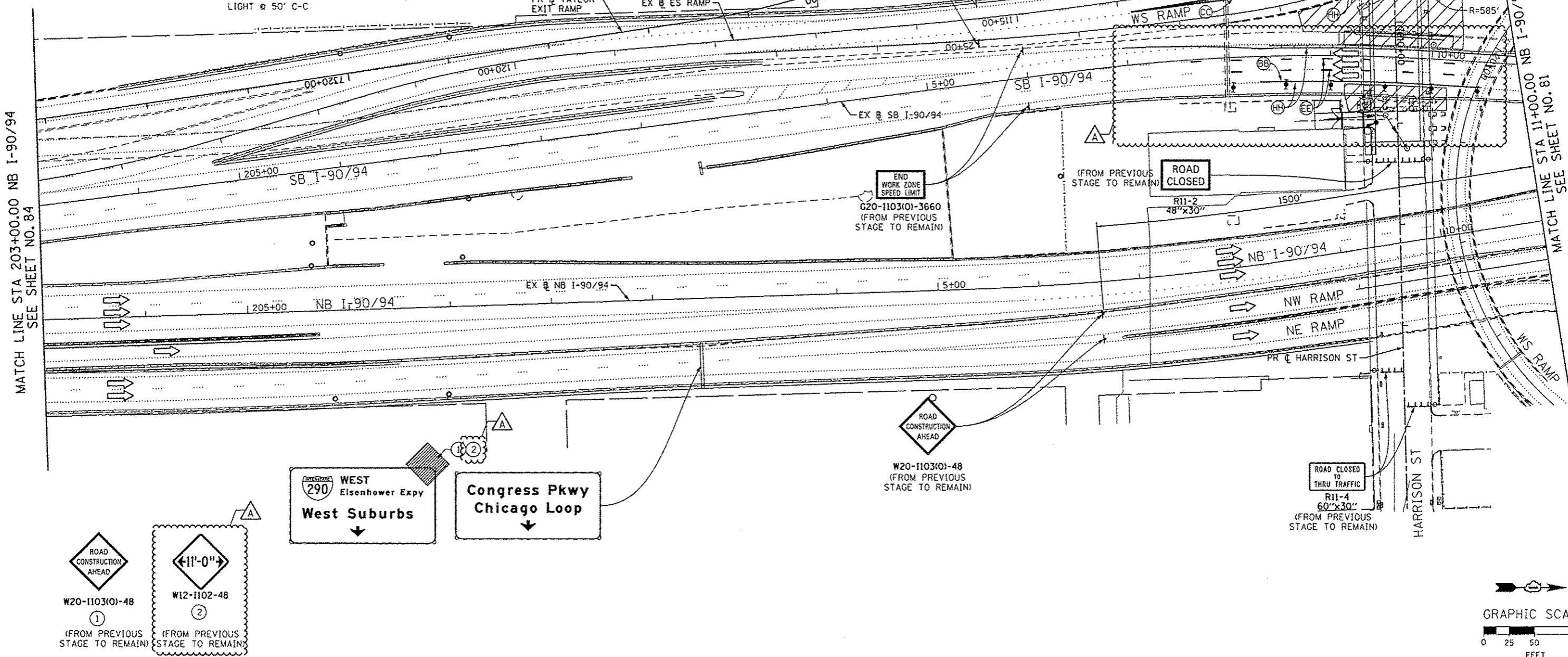
- A TEMP EPOXY PVT MK LINE 4 (SOLID WHITE)
- B TEMP EPOXY PVT MK LINE 4 (SOLID YELLOW)
- C TEMP EPOXY PVT MK LINE 8 (SOLID WHITE)
- D TEMP EPOXY PVT MK LINE 12 (WHITE CHEVRONS) (TYP)
- E TEMP EPOXY PVT MK LINE 5 (10' DASH 30' SKIP, WHITE)
- F TYPE II BARRICADE OR DRUMS WITH STEADY BURN MONODIRECTIONAL LIGHT @ 50' C-C (TYP) ON TAPERS AND @ 100' C-C (TYP) ON TANGENTS
- G TYPE II BARRICADE OR DRUMS WITH STEADY BURN MONODIRECTIONAL LIGHT @ 50' C-C (TYP) ON RAMP TAPERS
- H TEMP CONC BARRIER
- I IMP ATTN TEMP FRN TL3
- J DIRECTIONAL INDICATOR BARRICADE WITH STEADY BURN MONODIRECTIONAL LIGHT @ 50' C-C



- NOTE:**
- UNLESS NOTED OTHERWISE, ALL STATIONS AND OFFSETS USED ARE TAKEN FROM SB I-90/94 BASELINE.
 - FOR LEGEND SEE SHEET NO. 65
 - SEE LAYOUT INFORMATION ON SHEETS 69 & 70

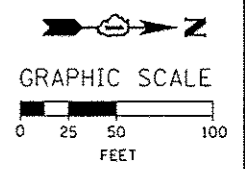
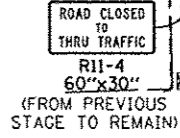
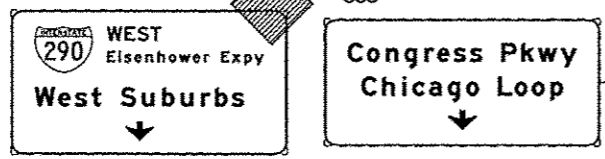
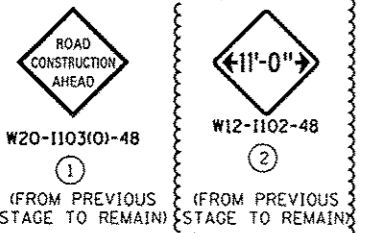
- 1A RELOCATE SIGN PANEL - TYPE 3 (FROM BRIDGE MOUNTED) (FROM PREVIOUS STAGE TO REMAIN)
- 1B WITH STRUCTURAL STEEL SIGN SUPPORT BREAKAWAY AND CONCRETE FOUNDATIONS (SEE GROUND MOUNTED SIGN PANEL PLACEMENT) (FROM PREVIOUS STAGE TO REMAIN)

TEMPORARY SOIL RETENTION SYSTEM (SEE STRUCTURAL PLANS FOR DETAIL, TYP)



MATCH LINE STA 203+00.00 NB I-90/94 SEE SHEET NO. 84

MATCH LINE STA 11+00.00 NB I-90/94 SEE SHEET NO. 81



AECOM TransSystems	D16RW26-Shr-Staging18-ML-05	DESIGNED - OPS	REVISED - 10/15/2013	STATE OF ILLINOIS DEPARTMENT OF TRANSPORTATION	SUGGESTED STAGES OF CONSTRUCTION AND TRAFFIC CONTROL PLAN MAINLINE STAGING 1B			F.A.I. RTE.	SECTION	COUNTY	TOTAL SHEETS	SHEET NO.
	USER NAME = chiva	DRAWN - PHP	REVISED -		90/94/290	2013-008R	COOK	559	83			
	PLOT SCALE = 50.0000' / 1" =	CHECKED - DBM	REVISED -		CONTRACT NO. 60W26			ILLINOIS FED. AID PROJECT				
	PLOT DATE = 10/15/2013	DATE - 9/15/13	REVISED -		SCALE: 1" = 50'			SHEET 5 OF 8 SHEETS STA. TO STA.				