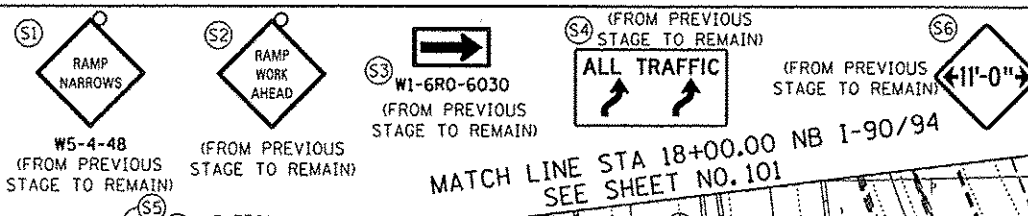


PROPOSED TEMP PAVEMENT MARKINGS AND TRAFFIC CONTROL DEVICES

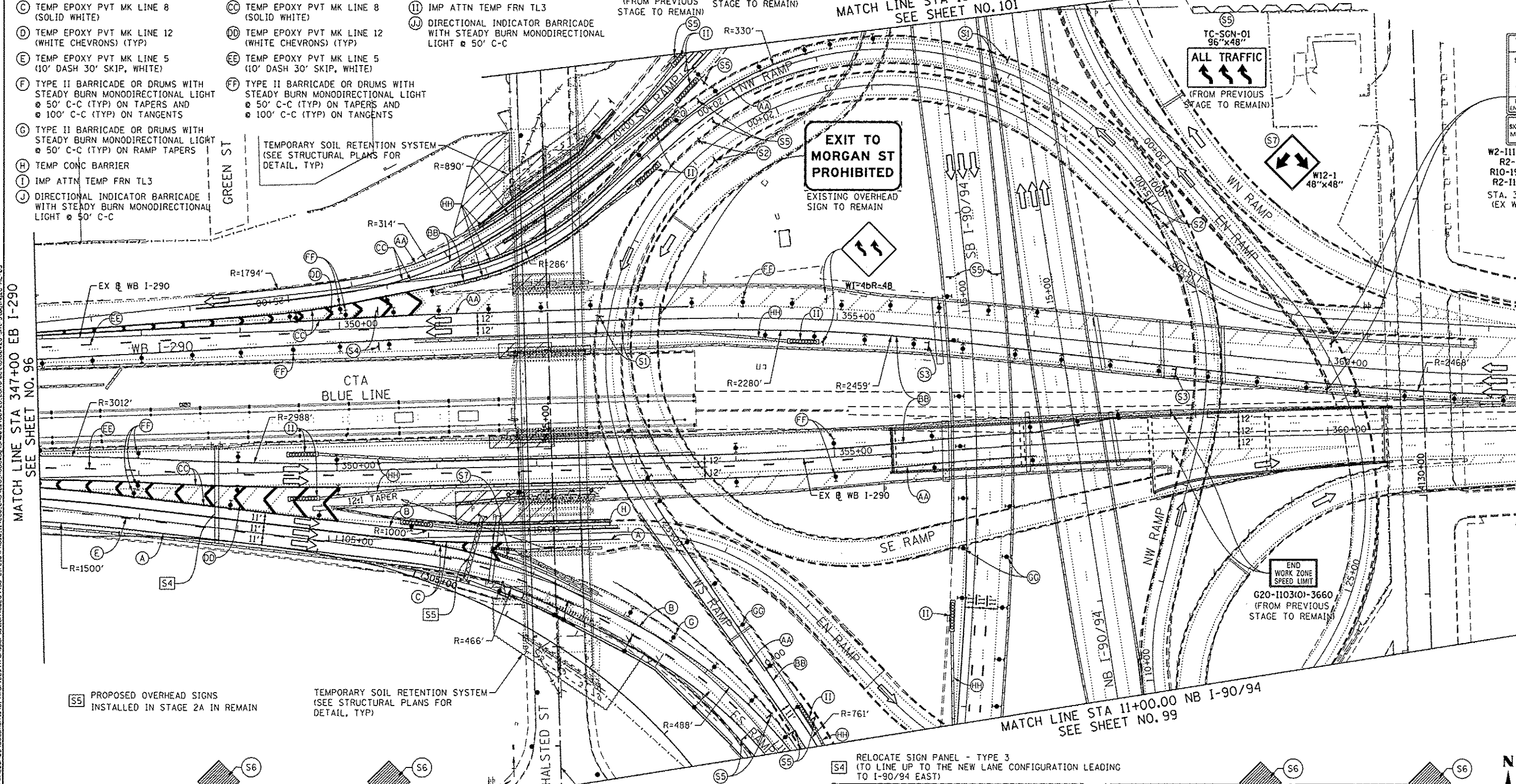
- (A) TEMP EPOXY PVT MK LINE 4 (SOLID WHITE)
- (B) TEMP EPOXY PVT MK LINE 4 (SOLID YELLOW)
- (C) TEMP EPOXY PVT MK LINE 8 (SOLID WHITE)
- (D) TEMP EPOXY PVT MK LINE 12 (WHITE CHEVRONS) (TYP)
- (E) TEMP EPOXY PVT MK LINE 5 (10' DASH 30' SKIP, WHITE)
- (F) TYPE II BARRICADE OR DRUMS WITH STEADY BURN MONODIRECTIONAL LIGHT @ 50' C-C (TYP) ON TAPERS AND @ 100' C-C (TYP) ON TANGENTS
- (G) TYPE II BARRICADE OR DRUMS WITH STEADY BURN MONODIRECTIONAL LIGHT @ 50' C-C (TYP) ON RAMP TAPERS
- (H) TEMP CONC BARRIER
- (I) IMP ATTN TEMP FRN TL3
- (L) DIRECTIONAL INDICATOR BARRICADE WITH STEADY BURN MONODIRECTIONAL LIGHT @ 50' C-C

TEMP PAVEMENT MARKINGS AND TRAFFIC CONTROL DEVICES FROM PREVIOUS STAGE TO REMAIN

- (AA) TEMP EPOXY PVT MK LINE 4 (SOLID WHITE)
- (BB) TEMP EPOXY PVT MK LINE 4 (SOLID YELLOW)
- (CC) TEMP EPOXY PVT MK LINE 8 (SOLID WHITE)
- (DD) TEMP EPOXY PVT MK LINE 12 (WHITE CHEVRONS) (TYP)
- (EE) TEMP EPOXY PVT MK LINE 5 (10' DASH 30' SKIP, WHITE)
- (FF) TYPE II BARRICADE OR DRUMS WITH STEADY BURN MONODIRECTIONAL LIGHT @ 50' C-C (TYP) ON TAPERS AND @ 100' C-C (TYP) ON TANGENTS
- (GC) TYPE II BARRICADE OR DRUMS WITH STEADY BURN MONODIRECTIONAL LIGHT @ 50' C-C (TYP) ON RAMP TAPERS
- (HH) TEMP CONC BARRIER
- (II) IMP ATTN TEMP FRN TL3
- (JJ) DIRECTIONAL INDICATOR BARRICADE WITH STEADY BURN MONODIRECTIONAL LIGHT @ 50' C-C

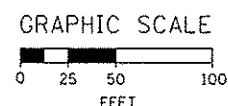



NOTES:
 1. UNLESS NOTED OTHERWISE, ALL STATIONS AND OFFSETS USED ARE TAKEN FROM EITHER EXISTING EB AND WB I-290 BASELINES
 2. SEE LAYOUT INFORMATION ON SHEET 69 & 70



MATCH LINE STA 347+00 EB I-290 SEE SHEET NO. 96

MATCH LINE STA 362+00 EB I-290 SEE SHEET NO. 98



AECOM <small>TRAN SYSTEMS</small> USER NAME = PIMSARNO PLOT SCALE = 50.0000' / 1" = 100' PLOT DATE = 10/15/2013	DESIGNED - OPS	REVISION - 10/15/2013
	DRAWN - PHP	REVISION -
	CHECKED - DBM	REVISION -
	DATE - 9/15/13	REVISION -

STATE OF ILLINOIS
 DEPARTMENT OF TRANSPORTATION

SUGGESTED STAGES OF CONSTRUCTION AND TRAFFIC CONTROL PLAN
 MAINLINE STAGING 2B
 SCALE: 1" = 50' SHEET 3 OF 8 SHEETS STA. TO STA.

ROUTE	SECTION	COUNTY	TOTAL SHEETS	SHEET NO.
90/94/290	2013-00BR	COOK	559	97
				CONTRACT NO. 60W26