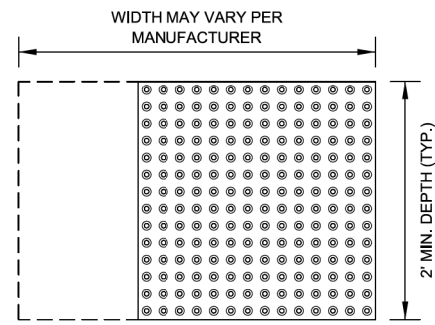
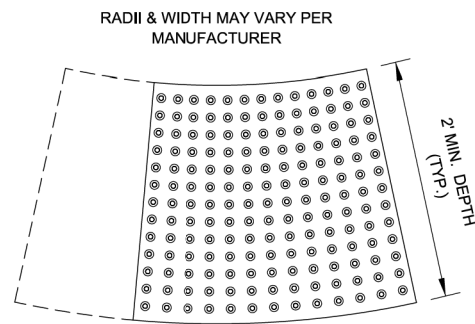


**STRAIGHT DETECTABLE WARNING UNITS**



**RADIAL DETECTABLE WARNING UNITS**



**DETECTABLE WARNING UNIT SIZES**

- VERIFY ALL DIMENSIONS WITH THE PRODUCT MANUFACTURER.
- IF USING RADIAL UNITS, VERIFY THAT THE CURB RADIUS MATCHES AVAILABLE UNIT RADII WITH THE PRODUCT MANUFACTURER.
- APPROVED LIST OF DETECTABLE WARNING PRODUCTS CAN BE FOUND ON CDOT'S WEBSITE ([www.cityofchicago.org](http://www.cityofchicago.org)).



DATE	REVISION
02/20/07	REVISION 1
11/15/07	REVISION 2
11/14/08	REVISION 3
11/02/09	REVISION 4
08/10/12	REVISION 5

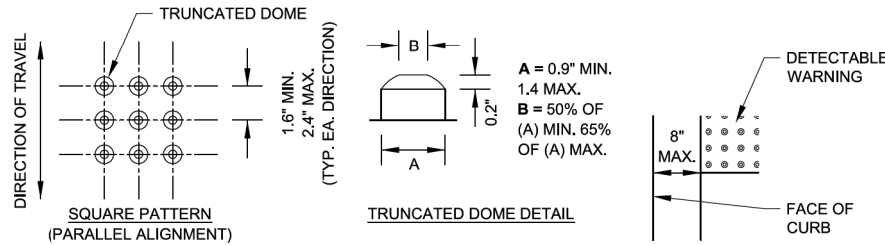
CITY OF CHICAGO  
DETECTABLE WARNING UNIT SIZES  
**SHEET B-4-1**

SCALE: NOT TO SCALE  
DATE: 10/23/2006

DRAWN BY: CDOT  
CHECKED BY: LCM

**GENERAL NOTE:**

THE ROWS OF DOMES IN THE DETECTABLE WARNING MATERIAL MUST BE ALIGNED WITH THE PATH OF WHEELCHAIR TRAVEL WHICH IS REQUIRED TO BE PERPENDICULAR TO THE GRADE BREAK AT THE BOTTOM OF THE RAMP TO PERMIT TRACKING BETWEEN DOME ROWS. ON BLENDED TRANSITIONS OR FLUSH TRANSITIONS, WHERE RADIAL UNITS ARE SITUATED ABOUT THE CURB RADIUS, DOME ORIENTATION IS NOT SIGNIFICANT.

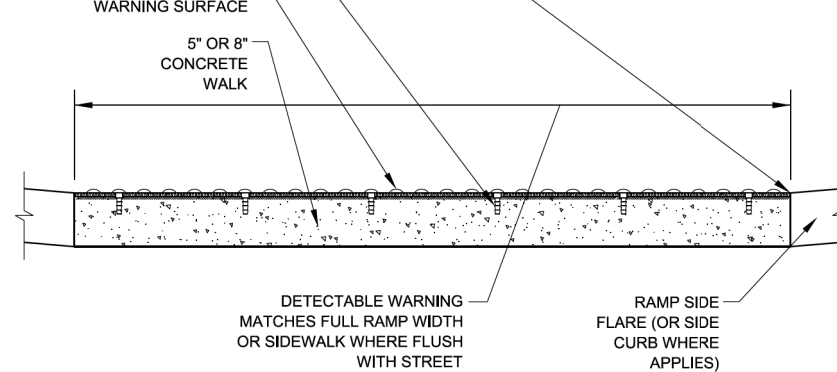


**UNIT PATTERN & DOME DETAIL**

**TYPICAL DETECTABLE WARNING PLACEMENT**



**DETECTABLE WARNING UNIT SECTION**



**DETECTABLE WARNING UNIT SECTION**

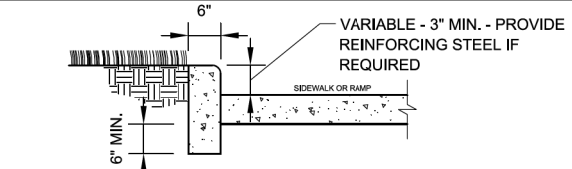


DATE	REVISION
02/20/07	REVISION 1
11/15/07	REVISION 2
11/14/08	REVISION 3
11/02/09	REVISION 4
08/10/12	REVISION 5

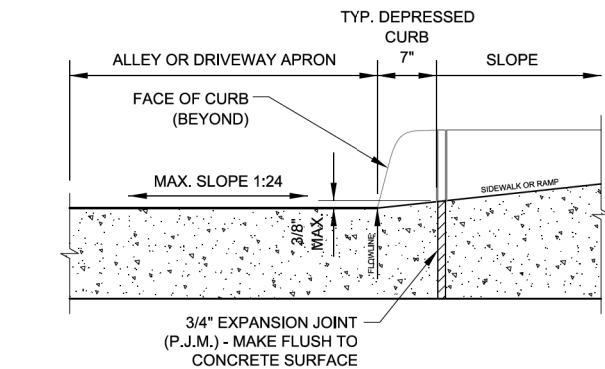
CITY OF CHICAGO  
DETECTABLE WARNING UNIT DETAILS  
**SHEET B-4-2**

SCALE: NOT TO SCALE  
DATE: 10/23/2006

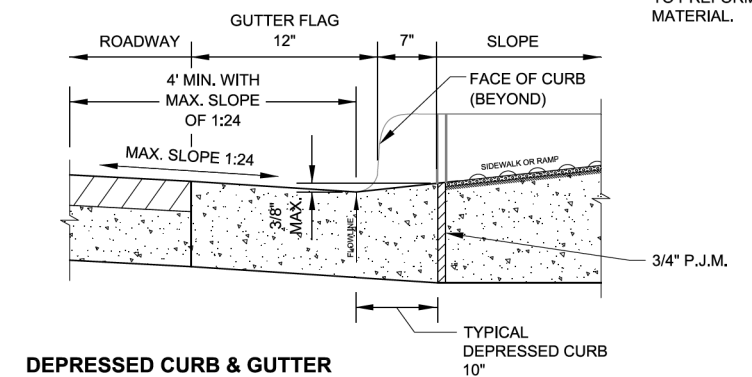
DRAWN BY: CDOT  
CHECKED BY: LCM



**SIDE CURB - SECTION**



**DEPRESSED CURB & GUTTER AT ALLEY/DRIVEWAY APRON (TYPE 4 OR B CURB)**



**DEPRESSED CURB & GUTTER AT BOTTOM OF TYPICAL CURB RAMP**



DATE	REVISION
02/20/07	REVISION 1
11/15/07	REVISION 2
11/14/08	REVISION 3
11/02/09	REVISION 4
08/10/12	REVISION 5

CITY OF CHICAGO  
CURB & GUTTER DETAILS  
**SHEET B-4-3**

SCALE: NOT TO SCALE  
DATE: 10/23/2006

DRAWN BY: CDOT  
CHECKED BY: LCM

**NOTES FOR CURB & GUTTER DETAILS THIS SHEET:**

- A. CROSS SLOPE AT DEPRESSED CURB & GUTTER NOT TO EXCEED 1:64.
- B. DETECTABLE WARNING SURFACE AT DRIVEWAYS REQUIRED ONLY FOR COMMERCIAL DRIVEWAYS WITH TRAFFIC CONTROL DEVICES, I.E. SIGNALS.
- C. REFER TO REGULATIONS FOR OPENINGS, CONSTRUCTION AND REPAIR IN THE PUBLIC WAY (CDOT) FOR ADDITIONAL REQUIREMENTS FOR CURB AND GUTTER INSTALLATION.
- D. RAMP SIDE FLARES SHALL BE INSTALLED AT ANY LOCATION WHERE THE SURFACE ADJACENT TO THE RAMP SURFACE IS INTENDED FOR PEDESTRIAN USE. TRIPPING HAZARDS, INCLUDING STEPS, DROP-OFFS, OR SIDE CURBS SHALL NOT BE LOCATED WITHIN THE LIMITS OF THE SIDEWALK.
- E. 'P.J.M.' THIS SHEET REFERS TO PREFORMED JOINT MATERIAL.

FILE PATH = p:\388035\pmt\lsc\comon\lme\local\p\AECD\00\Documents\01\_Americas\Transportation\62629938\_Circle\Phase\_1\000\_CDD\005\_Roadway\_Sheets\60W26\_Contract\0160W26-sht-CDOT-ADA-05



D160W26-sht-CDOT-ADA-05  
USER NAME = auyeungh  
PLOT SCALE = 1.0000' / 1"  
PLOT DATE = 8/18/2013

DESIGNED - OPS  
DRAWN - OPS  
CHECKED - DBM  
DATE - 8/20/13

REVISED -  
REVISED -  
REVISED -  
REVISED -

STATE OF ILLINOIS  
DEPARTMENT OF TRANSPORTATION

CITY OF CHICAGO  
ADA STANDARDS

SCALE: N.T.S. SHEET 5 OF 5 SHEETS STA. TO STA.

F.A.I. RTE.	SECTION	COUNTY	TOTAL SHEETS	SHEET NO.
90/94/290	2013-008R	COOK	559	171
CONTRACT NO. 60W26				
ILLINOIS FED. AID PROJECT				