





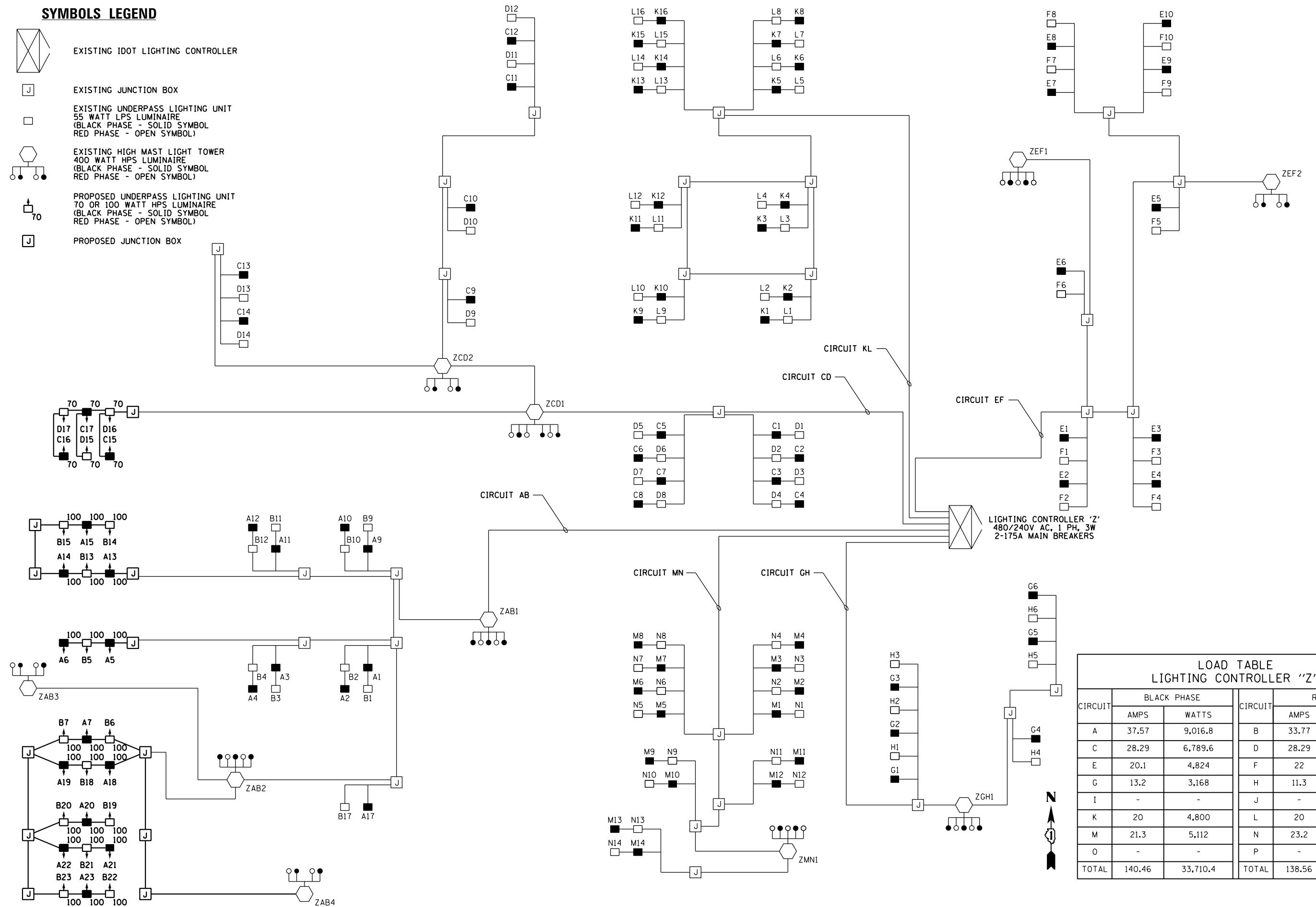


SYMBOLS LEGEND

-  EXISTING IDOT LIGHTING CONTROLLER
-  EXISTING JUNCTION BOX
-  EXISTING UNDERPASS LIGHTING UNIT
55 WATT LPS LUMINAIRE
(BLACK PHASE - SOLID SYMBOL
RED PHASE - OPEN SYMBOL)
-  EXISTING HIGH MAST LIGHT TOWER
400 WATT HPS LUMINAIRE
(BLACK PHASE - SOLID SYMBOL
RED PHASE - OPEN SYMBOL)
-  PROPOSED UNDERPASS LIGHTING UNIT
70 OR 100 WATT HPS LUMINAIRE
(BLACK PHASE - SOLID SYMBOL
RED PHASE - OPEN SYMBOL)
-  PROPOSED JUNCTION BOX



**LOAD TABLE
LIGHTING CONTROLLER "Z"**

CIRCUIT	BLACK PHASE		RED PHASE		
	AMPS	WATTS	AMPS	WATTS	
A	37.57	9,016.8	B	33.77	8,104.8
C	28.29	6,789.6	D	28.29	6,789.6
E	20.1	4,824	F	22	5,280
G	13.2	3,168	H	11.3	2,712
I	-	-	J	-	-
K	20	4,800	L	20	4,800
M	21.3	5,112	N	23.2	5,568
O	-	-	P	-	103.2
TOTAL	140.46	33,710.4	TOTAL	138.56	33,357.6

E-06A

FILE PATH = p:\388035\pmt\aecon\line\local\p\AECD000\Documents\01_Americas\Transportation\60269938_Circle\Phase_1\000_CDD\01E_Electrical\Sheets\60W26-ght-Light-06A



D160W26-ght-Light-06A
 USER NAME = myersc
 PLOT SCALE = 20.0000' / in.
 PLOT DATE = 9/5/2013

DESIGNED - WDS
 DRAWN - CAM
 CHECKED - WDS
 DATE - 9/15/13

**STATE OF ILLINOIS
DEPARTMENT OF TRANSPORTATION**

**IDOT LIGHTING CONTROLLER 'Z'
WIRING DIAGRAM**

SCALE: N.T.S. SHEET 6A OF 22 SHEETS STA. TO STA.

F.A.I. RTE. 90/94/290	SECTION 2013-008R	COUNTY COOK	TOTAL SHEETS 559	SHEET NO. 229A
CONTRACT NO. 60W26			ILLINOIS FED. AID PROJECT	