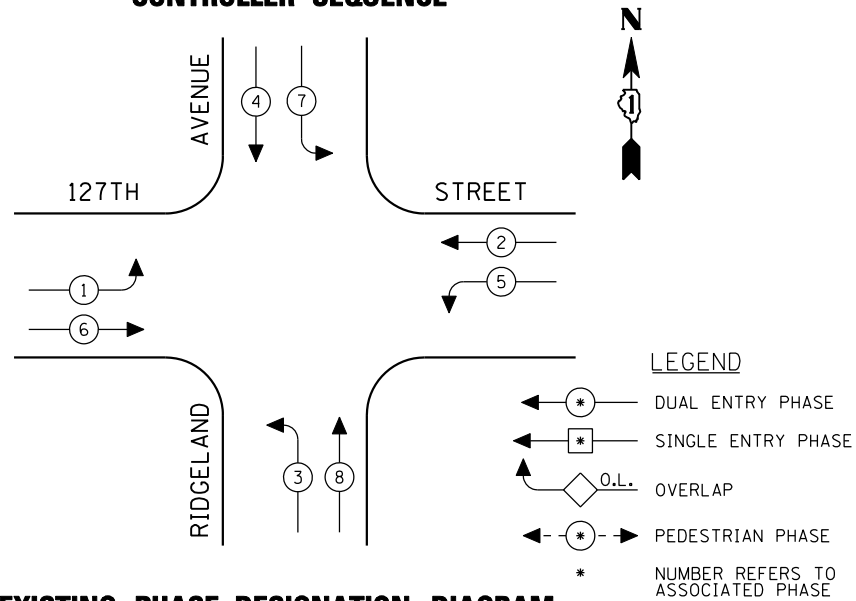
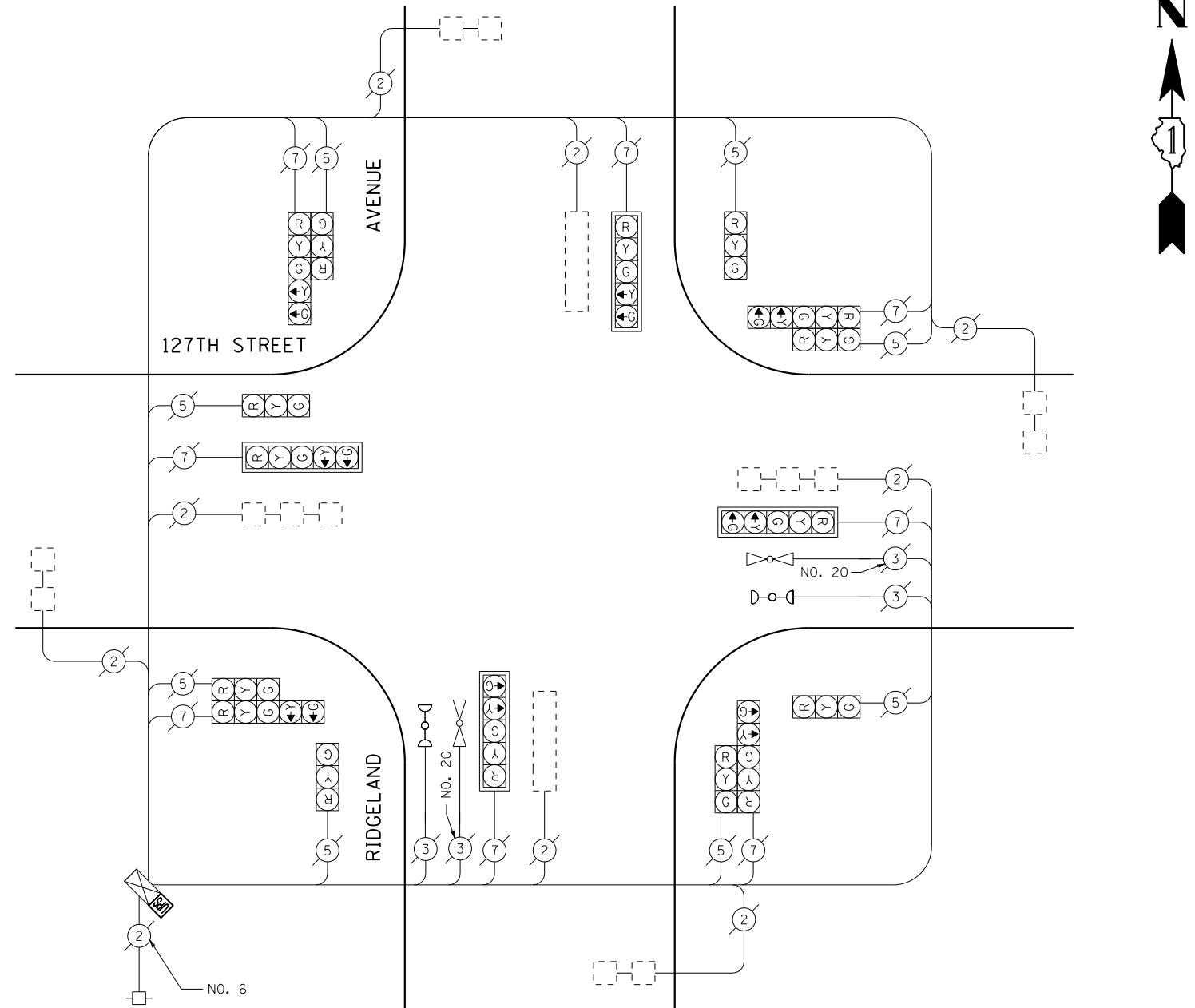
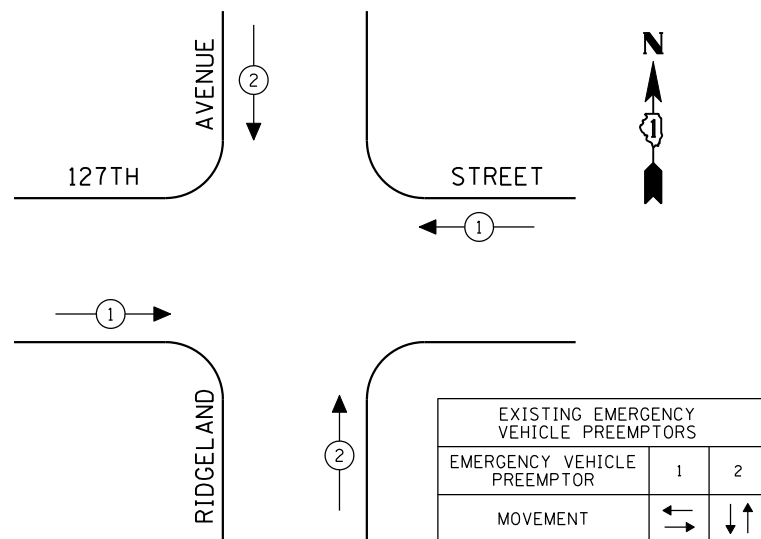


CONTROLLER SEQUENCE



EXISTING PHASE DESIGNATION DIAGRAM

EMERGENCY VEHICLE PREEMPTION SEQUENCE



CABLE PLAN

(NOT TO SCALE)

SCHEDULE OF QUANTITIES

QUANTITY	UNIT	ITEM
1	EACH	MAINTENANCE OF EXISTING TRAFFIC SIGNAL INSTALLATION
1	EACH	MODIFY EXISTING CONTROLLER CABINET
1	EACH	UNINTERRUPTIBLE POWER SUPPLY, SPECIAL

THE TRAFFIC SIGNAL CONTROL EQUIPMENT FOR THIS PROJECT SHALL BE "ECONOLITE" TO MATCH THE EXISTING ADJACENT SYSTEM.

I.D.O.T. TRAFFIC SIGNAL INSTALLATION ELECTRICAL SERVICE REQUIREMENTS					TOTAL WATTAGE
TYPE	NO LAMPS	WATTAGE		%OPERATION	
		INCAND.	LED		
SIGNAL (RED)	16		17	0.50	136.00
(YELLOW)	16		25	0.25	100.00
(GREEN)	16		15	0.25	60.00
ARROW	16		12	0.10	19.20
PED. SIGNAL			25	1.00	
CONTROLLER	1		100	1.00	100.00
ILLUM. SIGN				0.05	
VEH. DETECTION			5	1.00	
FLASHER				0.50	
ENERGY COSTS TO:				TOTAL =	415.20

ILLINOIS DEPARTMENT OF TRANSPORTATION
201 WEST CENTER COURT
SCHAUMBURG, ILLINOIS 60196-1096
ENERGY SUPPLY CONTACT: XXX XXXXX
PHONE: (XXX) XXX-XXXX
COMPANY: COMMONWEALTH EDISON

FILE NAME =	USER NAME = \$USER*	DESIGNED - PKG	REVISED -
\$FILEL\$		DRAWN - EA, EB, WC	REVISED -
	PLOT SCALE = \$SCALE*	CHECKED - PKG	REVISED -
	PLOT DATE = \$DATE*	DATE - 8/15/2013	REVISED -

**STATE OF ILLINOIS
DEPARTMENT OF TRANSPORTATION**

**SCHEDULE OF QUANTITIES, CABLE PLAN, PHASE DESIGNATION
DIAGRAM AND EMERGENCY VEHICLE PREEMPTION
127TH STREET AT RIDGELAND AVENUE**

SCALE: N.T.S. SHEET NO. OF SHEETS STA. TO STA.

F.A.P. RTE.	SECTION	COUNTY	TOTAL SHEETS	SHEET NO.
VAR.	2013-040TS	COOK	84	54
FED. ROAD DIST. NO. - ILLINOIS FED. AID PROJECT			CONTRACT NO. 60W85	

TS# 4000
PALOS HEIGHTS