

MAINTENANCE OF TRAFFIC GENERAL NOTES

1. TYPE I OR II BARRICADES AND VERTICAL PANELS SHALL BE EQUIPPED WITH MONO-DIRECTIONAL STEADY BURN LIGHTS AND SHALL BE PLACED AT A MAXIMUM OF 50 FOOT INTERVALS ALONG THE PROPOSED WORK ZONE, 25 FOOT INTERVALS IN TAPER SECTIONS, AND 10 FOOT INTERVALS AROUND RADII AS SHOWN ON THE PLANS OR AS DIRECTED BY THE ENGINEER. BARRICADES WITH LEG EXTENSIONS SHALL BE USED WHERE NEEDED TO PROVIDE A MINIMUM DISTANCE OF 36" BETWEEN THE PAVEMENT AND TOP OF BARRICADE. BARRICADE IN TAPER SECTIONS SHALL HAVE DIRECTION INDICATOR PANELS.
2. THE CONTRACTOR SHALL MAINTAIN ACCESS TO ALL PROPERTIES AND SIDE ROADS DURING CONSTRUCTION OPERATIONS. A QUANTITY OF "AGGREGATE FOR TEMPORARY ACCESS" HAS BEEN INCLUDED IN THE CONTRACT FOR THIS PURPOSE.
3. ADVANCE WARNING SIGNS SHALL BE MAINTAINED THROUGH ALL STAGES OF CONSTRUCTION.
4. THE CONTRACTOR SHALL INFORM THE ENGINEER OF ANY CHANGE IN STAGING AT LEAST TWO (2) WORKING DAYS IN ADVANCE.
5. THE TEMPORARY TRAFFIC SIGNAL AT THE INTERSECTION OF 75TH AND PLAINFIELD, 75TH AND CASS, 75TH AND ADAMS, AND PLAINFIELD AND CASS SHALL BE OPERATIONAL PRIOR TO STAGE I CONSTRUCTION COMMENCING.
6. THE CONTRACTOR SHALL NOTIFY ALL MUNICIPALITIES, EMERGENCY SERVICES, AND SCHOOL DISTRICTS THAT WILL BE AFFECTED BY ANY ROAD CLOSURES OR DETOURS 72 HOURS PRIOR TO THEIR IMPLEMENTATION.
7. THE CONTRACTOR SHALL BE REQUIRED TO REMOVE ALL EXISTING PAVEMENT MARKINGS WHICH CONFLICT WITH THE DESIGNATED TRAFFIC CONTROL PLAN. THIS WORK SHALL BE PAID FOR AS "PAVEMENT MARKING REMOVAL" PER SQUARE FOOT.
8. REMOVAL OF TEMPORARY PAVEMENT MARKINGS WHERE REQUIRED SHALL BE PAID FOR AS "WORK ZONE PAVEMENT MARKING REMOVAL".
9. ARROW BOARDS WILL BE REQUIRED WHEN IMPLEMENTING ALL LANE CLOSURES, AND SHALL BE CONSIDERED AS PART OF THE PAY ITEM "TRAFFIC CONTROL AND PROTECTION (SPECIAL)".
10. **EXCEPT AS SPECIFIED ELSEWHERE, DAILY LANE CLOSURES OF TRAFFIC ON 75TH STREET OR CASS AVENUE FOR ANY REASON WILL NOT BE ALLOWED EXCEPT AS PERMITTED BY THE ENGINEER.**
11. THE CONTRACTOR SHALL MAINTAIN DRAINAGE OF THE ROADWAY DURING ALL STAGES OF CONSTRUCTION. THE MOT PLANS PROVIDE ADDITIONAL DIRECTION TO RETROFIT OR INSTALL ADDITIONAL STORM SEWER EQUIPMENT TO DRAIN THE TEMPORARY PAVEMENT AND WORK AREA.
12. TYPE III BARRICADES ARE TO BE PLACED IN ACCORDANCE WITH STANDARD 701901-02 UNLESS AUTHORIZED BY THE ENGINEER TO USE AN ALTERNATE ARRANGEMENT. BARRICADES ARE TO BE INCIDENTAL TO "TRAFFIC CONTROL PROTECTION (SPECIAL)". ALL TYPE III BARRICADES SHALL HAVE TWO (2) FLASHING AMBER LIGHTS.
13. THE FIRST TWO WARNING SIGNS IN EACH DIRECTION OF TRAVEL SHALL BE EQUIPPED WITH HIGH-INTENSITY MONO-DIRECTIONAL AMBER FLASHING LIGHTS DURING HOURS OF DARKNESS. FLAGS ARE OPTIONAL.
14. "WORKERS" SIGNS SHALL ONLY BE ERECTED WHEN WORKERS ARE PRESENT. SIGNS MUST BE COVERED OR REMOVED WHEN NO WORKERS ARE PRESENT.
15. TEMPORARY PAVEMENT MARKING TAPE SHALL BE USED ON ALL SURFACES OUTSIDE OF THE RESURFACING LIMITS AND ON FINISHED PAVEMENT. THIS WORK SHALL BE PAID FOR AS PAVEMENT MARKING TAPE, TYPE III OF THE SIZE SPECIFIED.
16. A QUANTITY FOR "CHANDEABLE MESSAGE SIGN" HAS BEEN INCLUDED FOR USE WHEN DIRECTED BY THE ENGINEER.
17. ALL PERSONNEL WORKING OUTSIDE A VEHICLE WITHIN THE PUBLIC RIGHT-OF-WAY MUST BE WEARING A GARMENT THAT MEETS ANSI CLASS 2 REQUIREMENTS, OR CLASS 3 REQUIREMENTS FOR NIGHT OPERATIONS.
18. FLAGGERS MUST BE CERTIFIED AND CARRY THEIR CERTIFICATION CARD ON THEM WHEN WORKING. PROPER STOP/SLOW PADDLES MUST BE UTILIZED AND ALL REQUIRED SAFETY GARMENTS MUST BE WORN ON THE JOB SITE. "FLAGGER" WARNING SIGNS MUST BE IN PLACE WHENEVER FLAGGERS ARE PRESENT. THESE SIGNS MUST BE COVERED OR REMOVED WHEN NOT APPLICABLE.
19. "CAUTION" TAPE OR RIBBON IS NOT TO BE USED BETWEEN BARRICADES.
20. HOT-MIX ASPHALT PAVEMENT NECESSARY DURING MAINTENANCE OF TRAFFIC CONSTRUCTION OPERATIONS IS TO BE MIX "D", NSO AND IS TO BE PAID FOR AS TEMPORARY RAMP.




21. EXISTING TRAFFIC CONTROL SIGNS AND DEVICES WILL BE REMOVED BY THE DUPAGE COUNTY DIVISION OF TRANSPORTATION AFTER THE TRAFFIC CONTROL REQUIREMENTS ARE MET OR AS AUTHORIZED BY THE ENGINEER. ANY SIGNS OR DEVICES LEFT IN PLACE AT THIS TIME ARE TO BE RELOCATED, MAINTAINED AND PROTECTED FROM DAMAGE BY THE CONTRACTOR AND ANY DAMAGED OR LOST SIGNS WILL BE REPLACED BY THE CONTRACTOR.
22. ANY DROP OFF GREATER THEN THREE (3) INCHES WITHIN SIXTEEN (16) FEET OF A TRAVEL LANE SHALL BE PROTECTED BY TYPE I OR TYPE II BARRICADES, DRUMS OR VERTICAL PANELS WITH MONODIRECTIONAL STEADY-BURN LIGHTS AT 50 FOOT (MAXIMUM) CENTER TO CENTER SPACING. IF THE DROP OFF IS GREATER THAN TWENTY-FOUR (24) INCHES AND EXISTS FOR LONGER THAN 24 HOURS, IT SHALL BE PROTECTED BY TEMPORARY CONCRETE BARRIER. TEMPORARY CONCRETE BARRIER SHALL HAVE MONODIRECTIONAL STEADY-BURN LIGHTS AT 50 FOOT (MAXIMUM) CENTER TO CENTER SPACING. THE CONTRACTOR SHALL SCHEDULE HIS WORK AND OPERATIONS SUCH THAT A DROP OFF OF GREATER THAN 24 INCHES DOES NOT REMAIN WITHIN SIXTEEN FEET OF A TRAVEL LANE FOR MORE THAN 24 HOURS. THE CONTRACTOR MAY PLACE COMPACTED EXCAVATED MATERIAL, AGGREGATE, OR OTHER MATERIAL IN THE DROP OFF TO SATISFY THIS REQUIREMENT. THE PLANS INDICATE AREAS (IF ANY) IN WHICH THE DEPARTMENT EXPECTS THAT TEMPORARY CONCRETE BARRIER WILL BE REQUIRED FOR A DROP OFF OF GREATER IMPACT ATTENUATORS NOT SHOWN ON THE PLANS BUT REQUIRED IN ORDER TO MEET THESE REQUIREMENTS, SHALL BE INCLUDED IN THE CONTRACT UNIT PRICE FOR TRAFFIC CONTROL AND PROTECTION (SPECIAL).
23. TYPE I OR TYPE II BARRICADES WITH TWO-WAY FLASHING LIGHTS SHALL BE REQUIRED AT ALL OPEN TRENCHES, EXCAVATIONS, OPEN OR EXPOSED SEWER STRUCTURES, TRANSVERSE PAVEMENT JOINTS, MATERIALS OR EQUIPMENT WITHIN THE RIGHT-OF-WAY (NUMBER AND SPACING DEPENDS ON THE CONDITIONS) AND AT LOCATIONS DESIGNATED BY THE ENGINEER OR LOCAL LAW ENFORCEMENT AGENCIES.
24. TYPE I, II, AND V OR III BARRICADES WITH TWO-WAY FLASHING LIGHTS WILL BE REQUIRED TO GUIDE TRAFFIC AWAY FROM PAVEMENT AREAS CLOSED FOR CONSTRUCTION.
25. THE COST OF SUPPLYING, ERECTING, AND MAINTAINING BARRICADES, WARNING LIGHTS, AND SIGNS WILL BE INCLUDED IN THE CONTRACT LUMP SUM PRICE FOR TRAFFIC CONTROL AND PROTECTION (SPECIAL).
26. WHEN REQUIRED, TRAFFIC SIGNS SHALL BE RELOCATED FROM EACH STAGE OF CONSTRUCTION AS PART OF TRAFFIC CONTROL AND PROTECTION (SPECIAL).
27. CONTRACTOR TO REMOVE THE REFLECTORS FROM ALL RAISED REFLECTIVE PAVEMENT MARKERS THAT WILL BE IN CONFLICT WITH STAGING. THIS WORK SHALL BE INCLUDED IN THE UNIT PRICE FOR TRAFFIC CONTROL AND PROTECTION (SPECIAL).
28. ALL TEMPORARY SIDEWALKS THAT MEET UP TO A CROSSWALK OR A CURB SHALL HAVE DETECTABLE WARNING STRIPS INSTALLED. THIS WORK SHALL BE INCLUDED IN THE UNIT PRICE FOR TEMPORARY SIDEWALK. THE DETECTABLE WARNING STRIP SHALL BE INSTALLED IN CONCRETE AND NOT HMA. ALSO IF THE CURB IS NOT ALREADY DEPRESSED THE CONTRACTOR SHALL EITHER REMOVE THE CURB AND INSTALL A DEPRESSED CURB OR THEY SHALL CUT THE RAISED PORTION OF THE CURB OFF TO MEET ADA CURB REQUIREMENTS AT CROSSINGS. THIS WORK SHALL BE INCLUDED IN THE UNIT PRICE FOR TEMPORARY SIDEWALK.
29. CONTRACTOR TO INSTALL CHANNELIZED BARRIERS OR TEMPORARY FENCE TO DIRECT PEDESTRIANS THROUGH THE CONSTRUCTION AREAS WHERE TEMP SIDEWALK HAS BEEN INSTALLED THIS WORK SHALL BE INCLUDED IN THE UNIT PRICE FOR TEMPORARY SIDEWALK. THE USE OF THE FENCE OR BARRIERS ARE UP TO THE ENGINEERS DISCRETION.

DARIEN WATER MAIN MAINTENANCE OF TRAFFIC NOTES

1. THE INSTALLATION OF THE DARIEN WATER MAIN SHALL BE INSTALLED USING IDOT HIGHWAY STANDARD 701606-08 AND STANDARD 701701-08 WHICH ARE INCLUDED IN THE COST OF TRAFFIC CONTROL AND PROTECTION (SPECIAL). CONTRACTOR MAY CONSTRUCT THIS WATER MAIN IN EITHER STAGE 1 OR 2 BUT MUST BE COMPLETE BY STAGE 3. CONTRACTOR MAY NEED TO SHIFT ALL CARS TO THE SOUTH AND REDUCE THE THROUGH MOVEMENTS ON PLAINFIELD RD FROM TWO IN EACH DIRECTION TO ONE IN EACH DIRECTION. STRIPING TO PERFORM THIS WORK SHALL BE TYPE III TAPE AND ARE INCLUDED IN THE COST OF TRAFFIC CONTROL AND PROTECTION (SPECIAL). CONTRACTOR TO COORDINATE WITH CITY OF DARIEN PUBLIC WORKS FOR WATER SHUT DOWNS.

1 REV. 10-22-13



V3 Companies
7325 Jones Avenue
Woodridge, IL 60557
630.224.9200
630.724.9202 fax
www.v3co.com

DESIGNED -	REVISOR -
DRAWN -	REVISOR -
CHECKED -	REVISOR -
DATE -	REVISOR -

STATE OF ILLINOIS
DEPARTMENT OF TRANSPORTATION

MAINTENANCE OF TRAFFIC
GENERAL NOTES

F.A.P. RTE.	SECTION	COUNTY	TOTAL SHEETS	SHEET NO.
D369	12-00233-07-PV		285	54
CONTRACT NO. 63851			PEL ROAD DIST. NO. 1 ILLINOISIFIED AIG PROJECT	

SCALE: NONE SHEET NO. 1 OF 1 SHEETS

75TH STREET STAGE 1A & 1B NOTES

1. IN STAGE 1A, TRAFFIC SHALL BE MOVED ONTO TEMPORARY PAVEMENT CONSTRUCTED UNDER THE PRE-STAGE.
2. THE CONTRACTOR SHALL CONSTRUCT THE OUTSIDE TWO LANES OF 75TH STREET UP TO THE HMA BINDER COURSE, CONSTRUCT THE MAINLINE STORM SEWER, AND THE SIDEWALKS & BIKE PATHS. DAILY LANE CLOSURES SHALL BE USED TO INSTALL ALL MAINLINE STORM SEWER CROSSINGS AT STA 635+45, STA 654+50, AND STA 672+60.
3. DURING STAGE 1A:
 - WESTBOUND LANES FROM STA 634+57 TO STA 648+00 SHALL BE CONSTRUCTED WHILE TRAFFIC IS SHIFTED SOUTH ONTO TEMPORARY PAVEMENT. EASTBOUND LANES FROM STA 679+50 TO STA 688+50 SHALL BE CONSTRUCTED WHILE TRAFFIC IS SHIFTED NORTH ONTO TEMPORARY PAVEMENT TO FACILITATE CONSTRUCTION.

DURING STAGE 1A:

WESTBOUND LANES FROM STA 634+57 TO STA 648+00 SHALL BE CONSTRUCTED WHILE TRAFFIC IS SHIFTED SOUTH ONTO TEMPORARY PAVEMENT. EASTBOUND LANES FROM STA 679+50 TO STA 688+50 SHALL BE CONSTRUCTED WHILE TRAFFIC IS SHIFTED NORTH ONTO TEMPORARY PAVEMENT TO FACILITATE CONSTRUCTION.

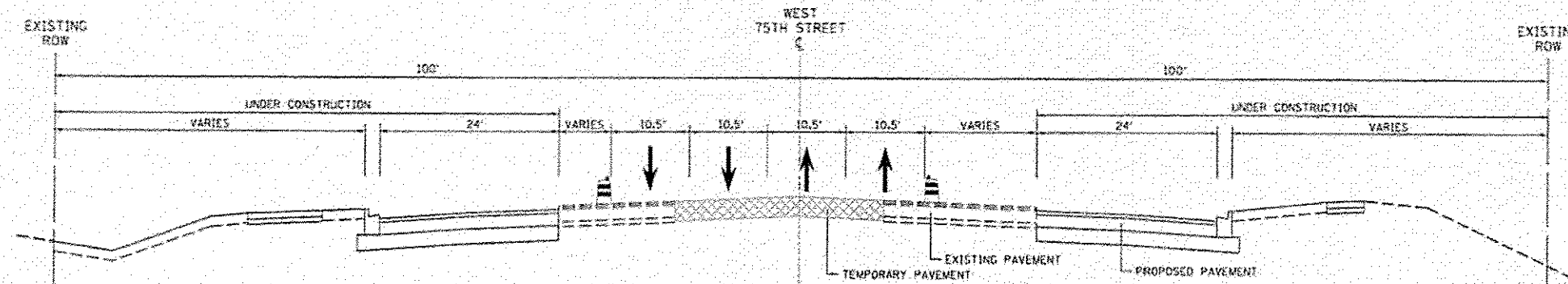
DURING STAGE 1B:

EASTBOUND LANES FROM STA 634+57 TO STA 648+00 SHALL BE CONSTRUCTED WHILE TRAFFIC IS SHIFTED NORTH ONTO TEMPORARY PAVEMENT. WESTBOUND LANES FROM STA 677+00 TO STA 688+50 SHALL BE CONSTRUCTED WHILE TRAFFIC IS SHIFTED SOUTH ONTO TEMPORARY PAVEMENT TO FACILITATE CONSTRUCTION.

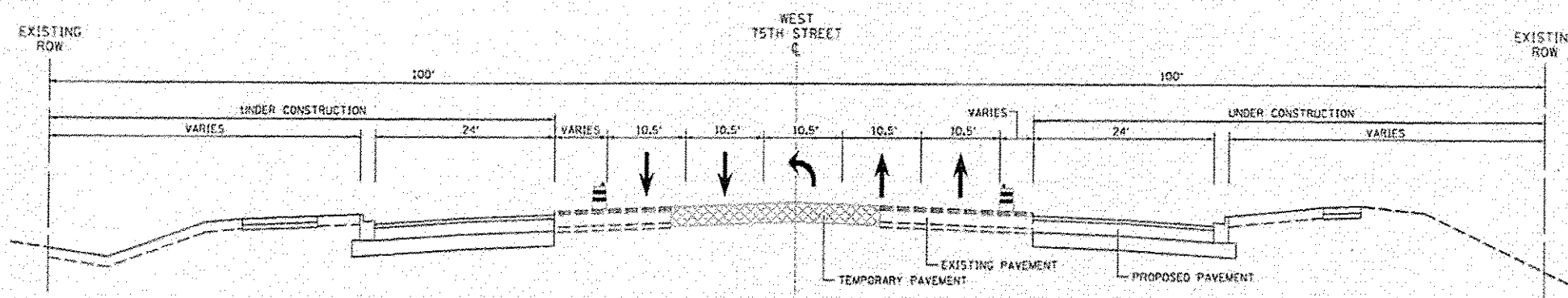
DURING STAGE 1A AND/OR STAGE 1B:

BOTH THE EASTBOUND AND WESTBOUND OUTER TWO LANES FROM STA 648+00 TO STA 677+00 MAY BE CONSTRUCTED CONCURRENTLY.

4. DAILY LANE CLOSURES MAY BE NECESSARY TO PERFORM THE ACTIVITIES IN THESE STAGES. IF DAILY LANE CLOSURES ARE UTILIZED, THE CONTRACTOR SHALL FOLLOW 1007 HIGHWAY STANDARD 20100C-08 & 20107-08.




**STAGE 1A & 1B TYPICAL SECTION
75TH STREET**



**STAGE 1A & 1B LEFT TURN TYPICAL SECTION
75TH STREET**

1 REV. 10-22-13



DESIGNED	JDH	REVISED	---
DRAWN	DRP	REVISED	---
CHECKED	VJD	REVISED	---
DATE	03/04/13	REVISED	---

**STATE OF ILLINOIS
DEPARTMENT OF TRANSPORTATION**

**MAINTENANCE OF TRAFFIC TYPICAL SECTIONS - 75TH STREET
STAGE 1A & STAGE 1B**

SCALE: 1"=10' SHEET NO. 2 OF 5 SHEETS

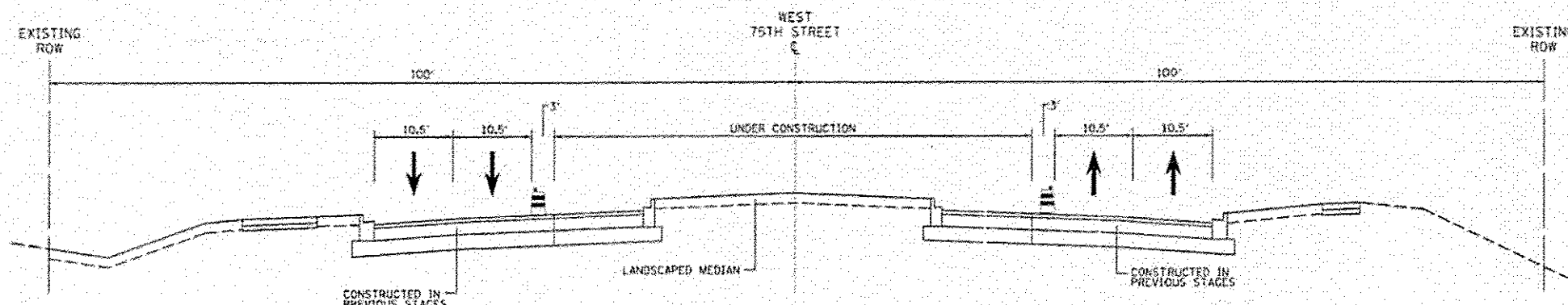
F.A.P. RTE.	SECTION	COUNTY	TOTAL SHEET NO.
0369	17-00233-07-FV	DU PAGE	285 56
			CONTRACT NO. 63851

FED. ROAD DIST. NO. 1 ILLINOIS FED. AID PROJECT

75TH STREET STAGE 2A & 2B NOTES

1. IN STAGE 2A, VEHICLES SHALL BE MOVED ONTO THE NEW PAVEMENT (CONSTRUCTED IN STAGES 1A & 1B).
2. THE CONTRACTOR SHALL CONSTRUCT THE INNER THROUGH LANES & LEFT TURN LANES UP TO THE HMA BINDER COURSE, CONSTRUCT STORM SEWER LINES, AND LANDSCAPE MEDIANS WITHIN 75TH STREET.
3. IN STAGE 2A, THE CONSTRUCTION OF THE LEFT TURN LANES AT 75TH & CASS, AND 75TH & PLAINFIELD SHALL BE COMPLETED. DURING STAGE 2A & 2B, THE REMAINING WORK OF THE THROUGH LANES AND MEDIAN WORK SHALL BE CONSTRUCTED.
4. THE NEW TRAFFIC SIGNALS FOR 75TH STREET & ADAMS STREET, 75TH STREET & CASS AVENUE, 75TH STREET & PLAINFIELD ROAD, AND PLAINFIELD ROAD & CASS AVENUE MUST BE ERECTED AND POWERED PRIOR TO THE BEGINNING OF STAGE 3.

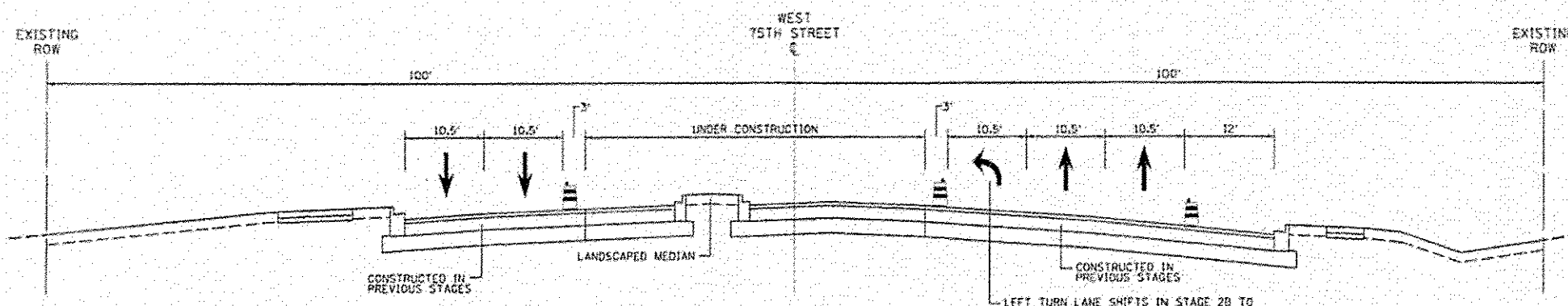
1. DAILY LANE CLOSURES MAY BE NECESSARY TO PREPARE THE ACTIVITIES IN THESE STAGES. IF DAILY LANE CLOSURES ARE UTILIZED, THE CONTRACTOR SHALL FOLLOW IOST HIGHWAY STANDARD 301008-08 AND 301005-08.



**STAGE 2A & 2B TYPICAL SECTION
75TH STREET**


75TH STREET STAGE 3 NOTES (NOT SHOWN)

1. DURING STAGE 3 FOR 75TH STREET, ALL PAVEMENT SHALL BE CONSTRUCTED AND THE FINAL HMA SURFACE COURSE SHALL BE INSTALLED. ALL PROPOSED SIGNALS SHALL BE POWERED PRIOR TO THE START OF THIS STAGE AND ALL TEMPORARY SIGNALS SHALL BE REMOVED. CONTRACTOR SHALL ALSO COMPLETE ALL ADDITIONAL LANDSCAPING, SIDEWALK, AND BIKE PATH WORK BEFORE SURFACE COURSE IS PLACED. ONCE THE HMA SURFACE COURSE IS COMPLETE, CONTRACTOR TO INSTALL FINAL PAVEMENT MARKING AND RECESSED PAVEMENT MARKERS PER PLAN.



**STAGE 2A & 2B LEFT TURN TYPICAL SECTION
75TH STREET**

1 REV. 10-22-13



USER NAME - EUSER	DESIGNED - JDH	REVISED - ---
PLT SCALE - AS SHOWN	DRAWN - DRP	REVISED - ---
PLT DATE - 03/04/13	CHECKED - VJD	REVISED - ---
	DATE - 03/04/13	REVISED - ---

STATE OF ILLINOIS
DEPARTMENT OF TRANSPORTATION

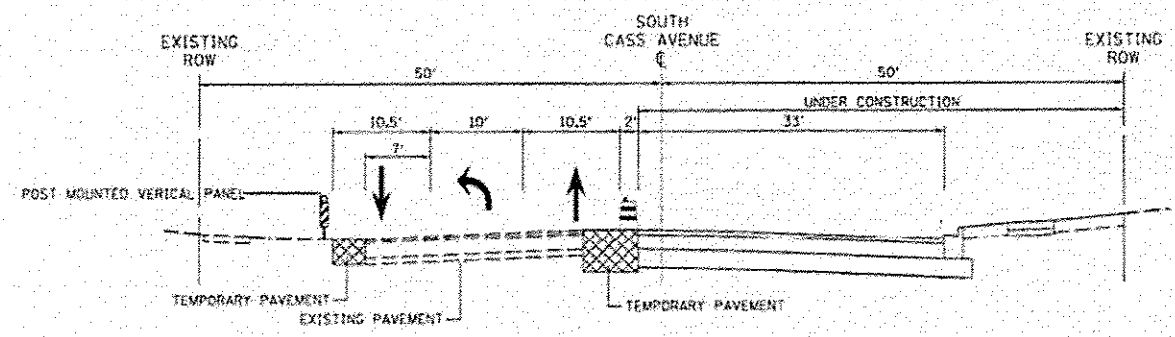
MAINTENANCE OF TRAFFIC TYPICAL SECTIONS - 75TH STREET
STAGE 2A & STAGE 2B

SCALE: 1"=10' SHEET NO. 3 OF 5 SHEETS

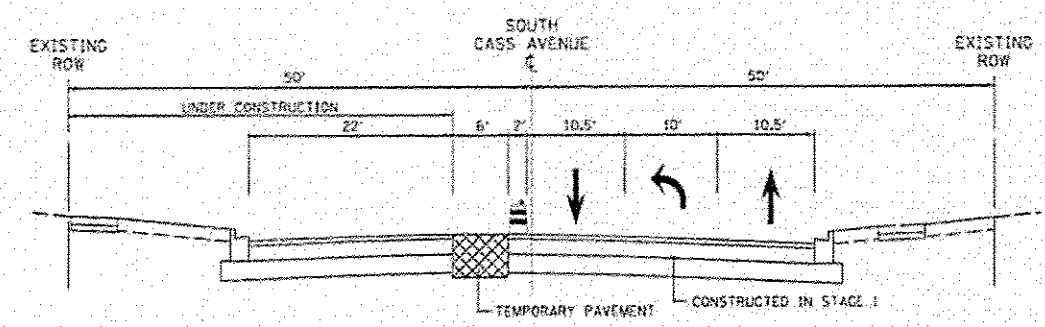
F.A.P. RTE.	SECTION	COUNTY	TOTAL SHEETS	SHEET NO.
0369	12-00233-07-PV	DU PAGE	285	57
FED. ROAD DIST. NO. 1 ILLINOIS FED. AID PROJECT			CONTRACT NO. 63851	

**CASS AVENUE SHALL BE COMPLETED WITHIN 45 CALENDAR DAYS.
SEE THE INCENTIVE/DISINCENTIVE FOR CASS AVENUE CONSTRUCTION
SPECIAL PROVISION.**

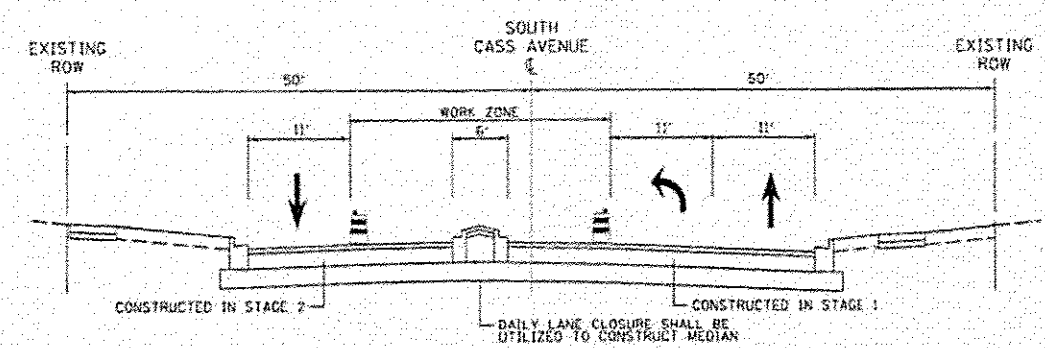
1



**STAGE 1 TYPICAL SECTION
CASS AVENUE**



**STAGE 2 TYPICAL SECTION
CASS AVENUE**



**STAGE 2C TYPICAL SECTION
CASS AVENUE**

CASS AVENUE STAGE 1 NOTES

1. CASS AVENUE STAGE ONE SHALL BE CONSTRUCTED IN STAGE 1A OF THE 75TH STREET CONSTRUCTION.
2. IN STAGE 1, VEHICLES WILL BE MOVED ONTO THE WESTERN SIDE OF CASS AVENUE, IN ORDER TO CONSTRUCT THE NORTHBOUND LANES.
3. THE CONTRACTOR WILL CONSTRUCT THE NORTHBOUND LANES OF CASS AVENUE UP TO THE HMA BINDER COURSE, CONSTRUCT THE STORM SEWER, AND THE SIDEWALKS.
4. STORM SEWER CROSSING AT STA 19+03 CONTRACTOR TO COORDINATE WITH RESIDENT ENGINEER IN THE BEST WAY TO INSTALL THIS SECTION OF PIPE.

CASS AVENUE STAGE 2 NOTES

1. CASS AVENUE STAGE TWO SHALL BE CONSTRUCTED IN STAGE 1A OF THE 75TH STREET CONSTRUCTION.
2. IN STAGE 2, VEHICLES WILL BE MOVED ONTO THE NEWLY CONSTRUCTED PAVEMENT (COMPLETED IN STAGE 1 CASS AVENUE).
3. THE CONTRACTOR WILL CONSTRUCT THE SOUTHBOUND LANES OF CASS AVENUE UP TO THE HMA BINDER COURSE, CONSTRUCT THE STORM SEWER, AND THE SIDEWALKS.

CASS AVENUE STAGE 2C NOTES

1. CONTRACTOR SHALL CONSTRUCT NORTH LEG MEDIAN AND SOUTHBOUND LEFT TURN LANE PAVEMENT AT THE 75TH STREET AND CASS AVENUE INTERSECTION.

**CASS AVENUE STAGE 3 NOTES
(NOT SHOWN)**

1. THE SOUTH MEDIAN AT THE INTERSECTION OF 75TH STREET AND CASS AVENUE SHALL BE CONSTRUCTED USING DAILY LANE CLOSURES FOLLOWING IDOT HIGHWAY STANDARD 701606-06 & 701701-08.
2. THE CONTRACTOR SHALL GRIND ALL AREAS PRIOR TO INSTALLING ANY LEVELING BINDER.
3. CONTRACTOR TO INSTALL LANDSCAPING ITEMS PRIOR TO PLACEMENT OF SURFACE COURSE.
4. ONCE THE HMA SURFACE COURSE HAS BEEN INSTALLED, CONTRACTOR SHALL INSTALL FINAL PAVEMENT MARKING RECESSED PAVEMENT MARKERS PER PLAN.

1 REV. 10-22-13



V3 Companies
7120 James Avenue
Woodridge, IL 60517
630.724.8240 phone
630.924.9282 fax
www.v3co.com

DESIGNED	JDH	REVISED	---
DRAWN	DRP	REVISED	---
CHECKED	VJD	REVISED	---
DATE	03/04/13	REVISED	---

STATE OF ILLINOIS
DEPARTMENT OF TRANSPORTATION

MAINTENANCE OF TRAFFIC TYPICAL SECTIONS - CASS AVENUE
STAGE 1, STAGE 2, & STAGE 3
SCALE: 1"=10' SHEET NO. 4 OF 5 SHEETS

F.A.P. RTG.	SECTION	COUNTY	TOTAL SHEETS	SHEET NO.
0369	12-00233-D7-P4	DU PAGE	295	58
FEB. ROAD DIST. NO. 1 ILLINOIS/EEB. AID PROJECT			CONTRACT NO. 63851	