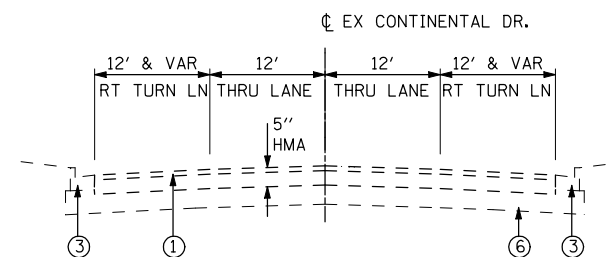


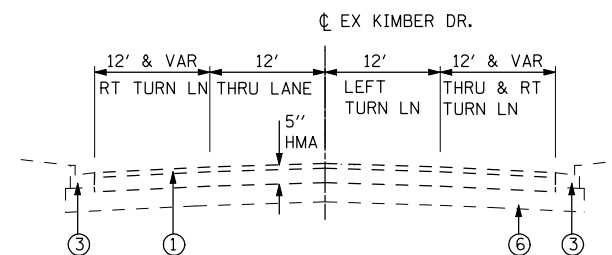
EXISTING LEGEND:

- ① HMA OVERLAY
- ② PCC PAVEMENT
- ③ COMBINATION CONCRETE CURB AND GUTTER
- ④ HMA SHOULDER
- ⑤ AGGREGATE SHOULDER
- ⑥ SUB-BASE GRANULAR MATERIAL
- ⑦ PCC SHOULDER, 9"



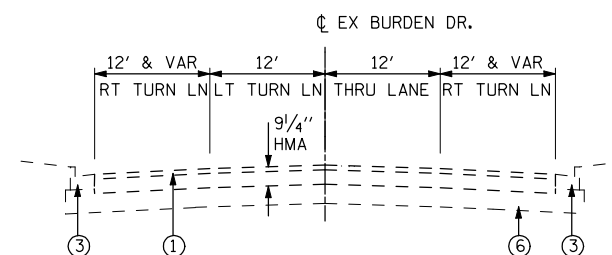
CONTINENTAL DRIVE – EXISTING TYPICAL SECTION

STA 87+75 TO 90+00
STA 90+00 TO STA 92+25



KIMBER DRIVE – EXISTING TYPICAL SECTION

STA 97+80.00 TO STA 100+00
STA 100+00 TO STA 102+20



BURDEN ROAD – EXISTING TYPICAL SECTION

STA 215+00 TO STA 217+66

FILE NAME = ...\\CADD\CADD SHEETS\Z00793TYP.dgn	USER NAME = Elgin 110	DESIGNED - MJS	REVISED -	STATE OF ILLINOIS DEPARTMENT OF TRANSPORTATION	TYPICAL SECTIONS EXISTING CONTINENTAL DR. – KIMBER DR. – BURDEN RD.			F.A.P. RTE.	SECTION	COUNTY	TOTAL SHEETS	SHEET NO.
	PLOT SCALE = 20.0000' / IN.	CHECKED - MJS	REVISED -					303	129R	WINNEBAGO	968	32
THE UPCHURCH GROUP, INC.	PLOT DATE = 7/22/2013 11:48:17 AM	DATE - APRIL 30, 2013	REVISED -	SCALE:	SHEET NO.	OF SHEETS	STA.	TO STA.	ILLINOIS FED. AID PROJECT			
										CONTRACT NO. 64988		