

40' SINGLE LANE MEDIAN CROSSOVER (MODIFIED)

TYPICAL SECTION

(POSTED SPEED LIMIT 65 MPH, WORK ZONE SPEED LIMIT 55 MPH)

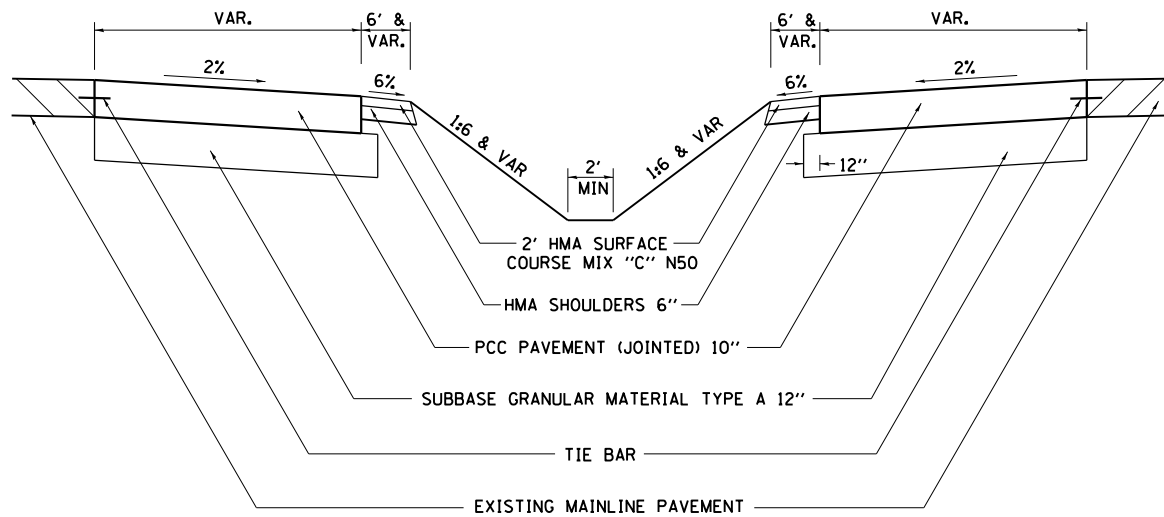


TABLE OF OFFSETS AND DROPS							
Distance feet from location station	0	77'	100'	125'	150'	175'	183.23'
		ⓑ					ⓒ
Offsets feet from inside edge of pavement	20'	18'	14.79'	11.69'	8.98'	6.67'	6'
	ⓐ						
Drop feet from inside edge of pavement	0.4'	0.36'	0.3'	0.23'	0.18'	0.13'	0.12'

GENERAL NOTES

Construction of median crossover shall conform to the requirement of current Standard Specifications.

Slotted drain shall be constructed of 14 or 16 gauge corrugated metal roadway pipe modified to accommodate slotted drain as shown.

Pavement, subbase, & shoulder quantities are:

(760 Sq. Yds.) SUBBASE GRANULAR MATERIAL TYPE A, 12"
 (707 Sq. Yds.) P.C.C. PAVEMENT, (JOINTED) 10"
 (18.3 Tons) 2" HMA SURFACE COURSE, MIX "C", N50
 (255 Sq. Yds.) HMA SHOULDERS 6"

Elbows and Caps shall be considered included to the SLOTTED DRAIN 12" WITH 6" SLOT.

See District Standard 68.1 for details for the slotted drain.

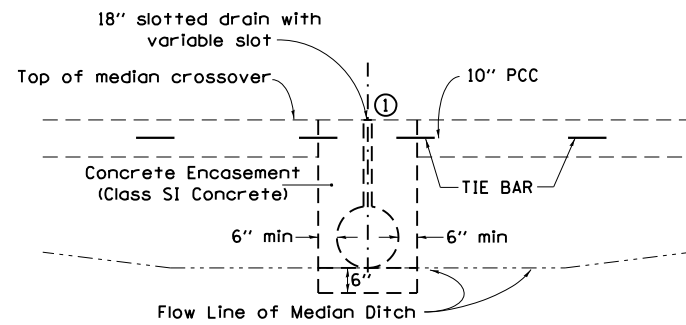
See District Standard 86.1 for details for the beveled pipe & guard.

The crossover is designed using a 55mph design speed.

The end of the pipe guard shall be set where a minimum 1:4 front slope can be constructed from each side of pipe guard to the HMA shoulder.

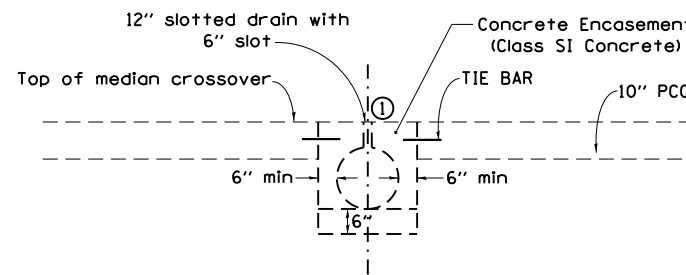
The PCC Pavement (Jointed) 10" shall be constructed according to Section 420 of the Standard Specifications and Highway Standards 420001, 420101, & 420106

The PCC Pavement (Jointed) 10" shall be tied to adjacent existing concrete pavement and the concrete encasement for the slotted drain. The tie bars shall be No.6 bars 24" long @ 30" cts, and installed according to the applicable portions of Article 420.05 (b) of the Standard Specifications. The cost of the bars to be included in the cost of the PCC Pavement (Jointed) 10".



SECTION A-A

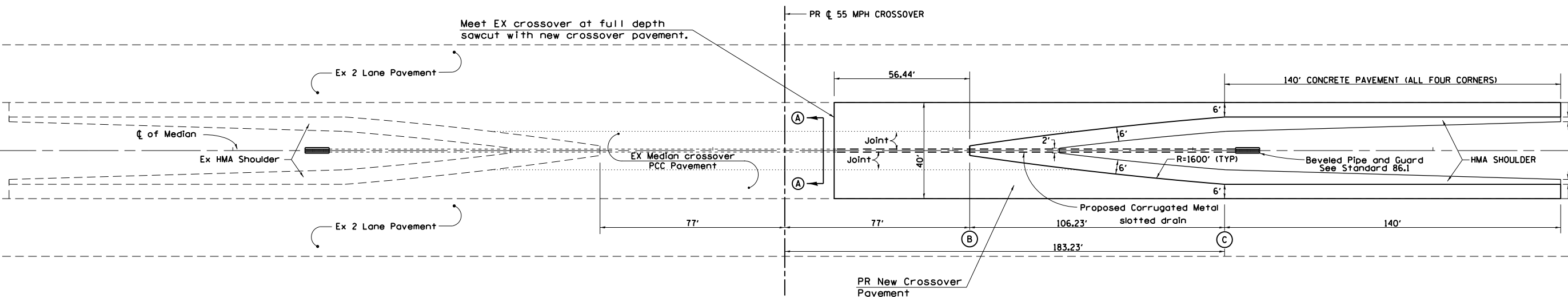
(USE TO MAINTAIN MEDIAN DRAINAGE THROUGH THE CROSSOVER)



SECTION A-A

(WHEN CROSSOVER IS AT MEDIAN HIGH POINT)

① Duct tape or wood blocks shall be used to cover slotted drain during construction of crossover paving



TYPICAL PLAN

Unless otherwise specified, when the median crossover is to be removed, the Contractor shall be required to saw full-depth along the shoulder line 6' from edge of pavement). The 6' adjacent to the edge of pavement shall remain in place and be used as shoulders. The cost of Sawing shall be included in the Pavement Removal.

Longitudinal joints shall be sawed at a max 12' width. All joints shall be sealed.

TRAFFIC CONTROL STANDARD 701416 IS TO BE USED WITH THIS DETAIL.

FILE NAME = D264019-ah-t-X-Over-Detail.dgn
 MODEL = Default
 PLOT DRIVER = VBA_IDDT_PDF...11x17.plt



USER NAME = rgoertz	DESIGNED - RG	REVISED -
PLOT SCALE = 2.0000' / in.	DRAWN - TRF	REVISED -
PLOT DATE = 8/16/2013	CHECKED - CMS	REVISED -
	DATE - 07/01/2013	REVISED -

STATE OF ILLINOIS
 DEPARTMENT OF TRANSPORTATION

CROSSOVER DETAILS (EX 45 MPH CROSSOVER MODIFIED TO 55 MPH)			
SCALE:	SHEET NO.	OF SHEETS	STA. TO STA.

F.A.P. RTE.	SECTION	COUNTY	TOTAL SHEETS	SHEET NO.
301	3BR & 3BR-1	WINNEBAGO	290	80
CONTRACT NO. 64D19				
FED. ROAD DIST. NO. ILLINOIS FED. AID PROJECT				