ROUTE NO.	SEC.	COUNTY	TOTAL SHEETS	SHEET NO.
F.A. 194	3B 3 F	WINNEBAGO	26 18	12
STA.		TO STA.		
FED. ROAD DIST. NO. 7	ILLINOIS		PROJ	

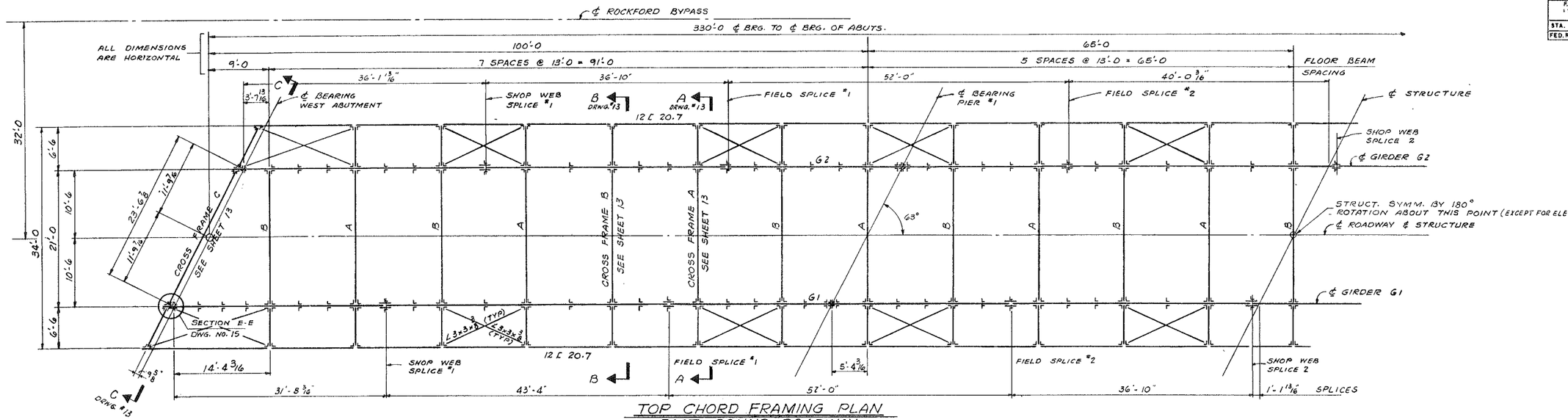

TOP CHORD FRAMING PLAN
EAST BOUND ROADWAY
WEST BOUND ROADWAY SIMILAR
SCALE 1/8" = 1'-0

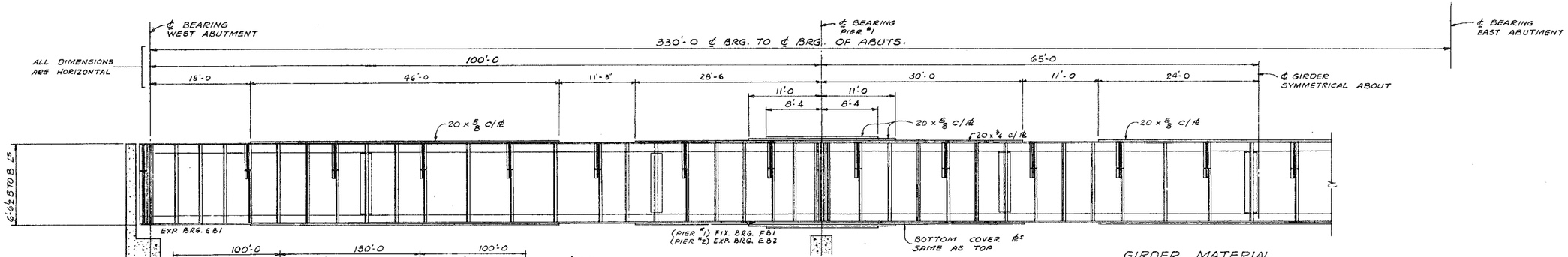

GIRDER MATERIAL
FLG. Ls — 8 x 8 x 7/8
WEB — 78 x 7/16
STIFF. Ls — 7 x 4 x 7/16

GIRDER ELEVATION
SCALE: HORIZ. 1/8" = 1'-0 VERT. 1/4" = 1'-0

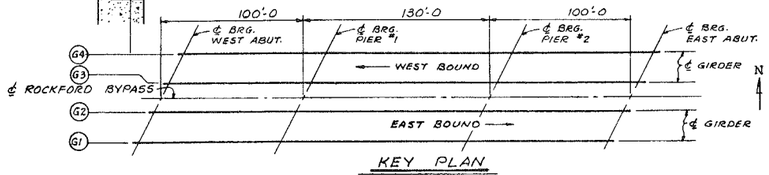

KEY PLAN

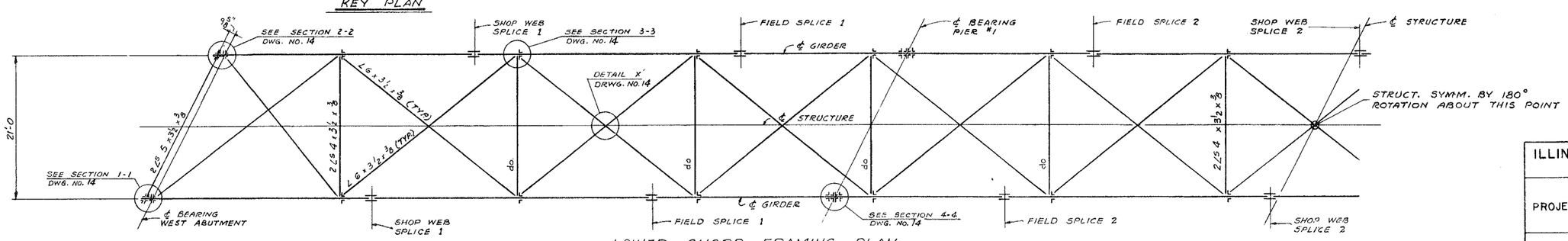

LOWER CHORD FRAMING PLAN
SCALE 1/8" = 1'-0

ILLINOIS DIVISION OF HIGHWAYS
ROCKFORD BYPASS
F A ROUTE 194
PROJECT _____ SECTION 3B
WINNEBAGO COUNTY
STEEL FRAMING PLAN
Designed By H. U. & E. S. Drawn By A.P.W. Checked By JDP

FOR INFORMATION ONLY