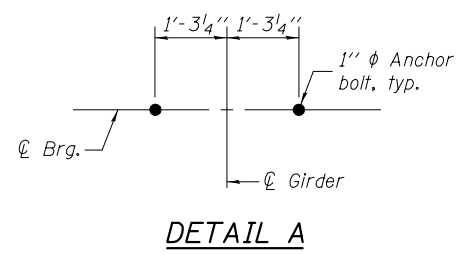
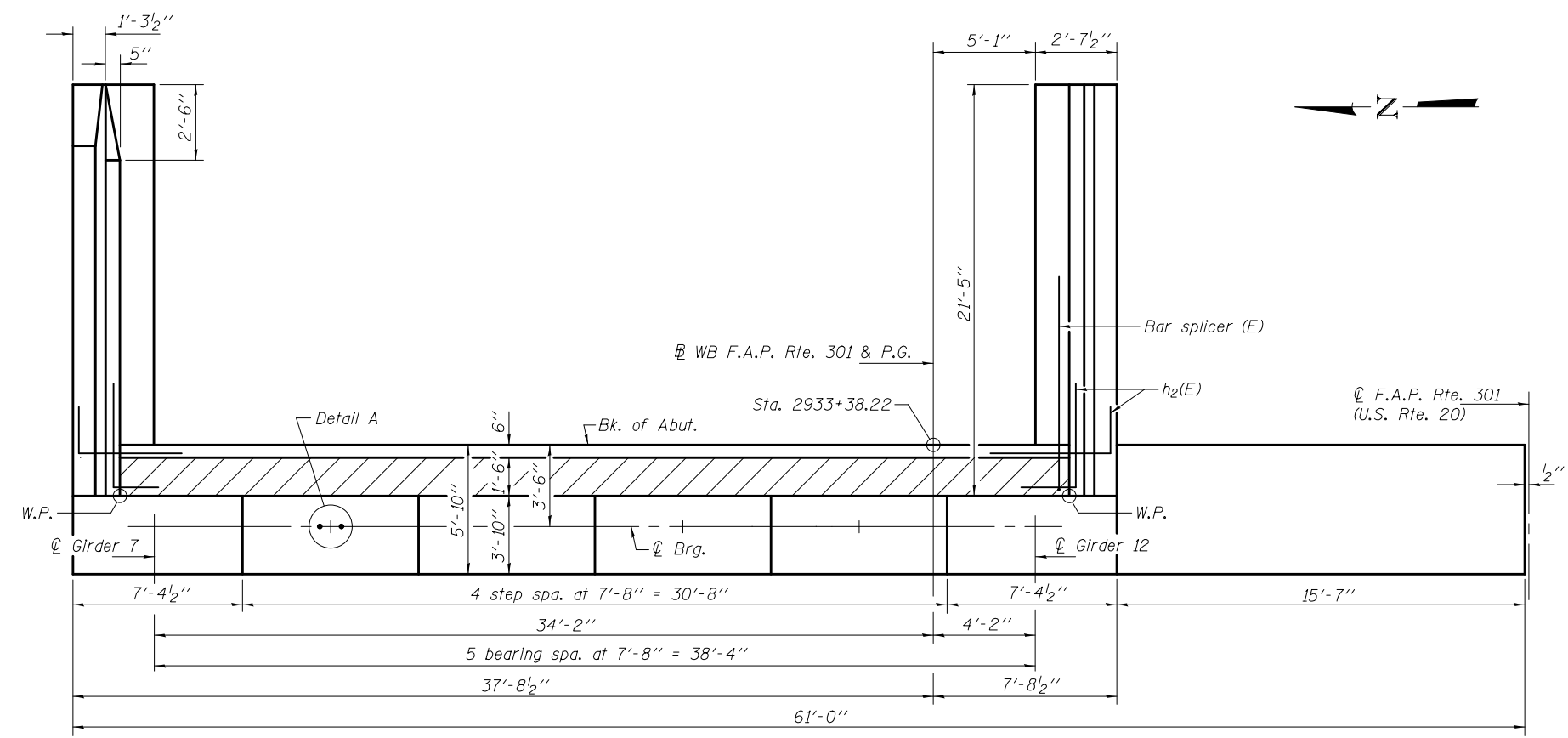
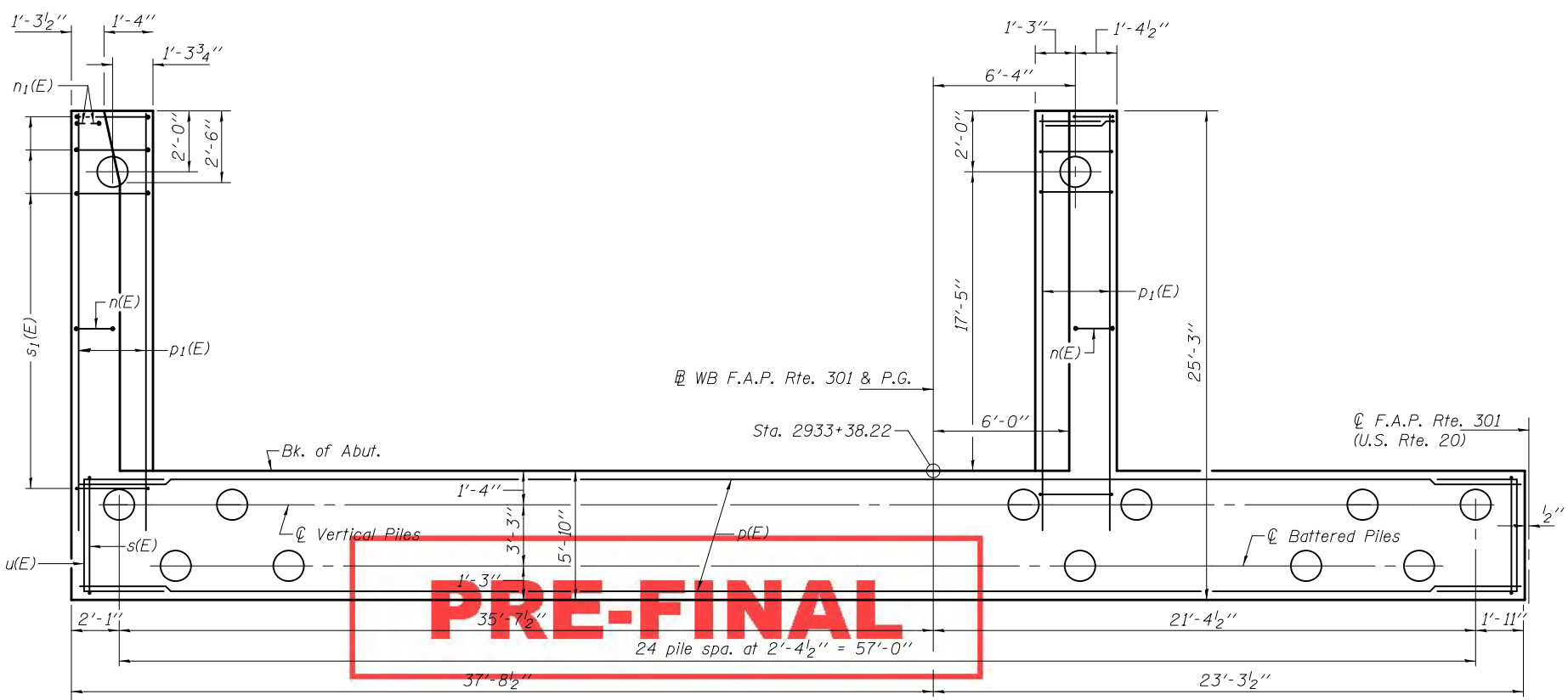


PILE DATA
 Type: Metal Shells 14"x .312" with Pile Shoes
 Nominal Required Bearing: 452 Kips
 Factored Resistance Available: 249 Kips
 Est. Length: 56'
 No. Production Piles: 26
 No. Test Piles: 1



**EAST ABUTMENT (W.B.)
 BILL OF MATERIAL**

Bar	No.	Size	Length	Shape
h(E)	14	#5	41'-8"	—
h ₁ (E)	5	#6	41'-8"	—
h ₂ (E)	36	#5	5'-3"	┌
h ₃ (E)	42	#4	21'-1"	—
h ₄ (E)	14	#4	21'-2"	—
h ₅ (E)	5	#5	22'-8"	—
n(E)	41	#6	16'-10"	┌
n ₁ (E)	6	#6	8'-5"	┌
p(E)	28	#7	32'-11"	—
p ₁ (E)	12	#7	23'-2"	—
s(E)	78	#5	18'-5"	┌
s ₁ (E)	42	#4	9'-5"	┌
s ₂ (E)	23	#4	8'-6"	┌
u(E)	8	#6	13'-1"	┌
v(E)	43	#5	3'-10"	┌
v ₁ (E)	43	#4	3'-2"	┌
v ₂ (E)	44	#6	11'-8"	—
v ₃ (E)	3	#6	11'-1"	—
v ₄ (E)	41	#6	11'-9"	—
v ₅ (E)	43	#5	9'-2"	—
v ₆ (E)	43	#5	10'-6"	—
Structure Excavation		Cu. Yd.	118.0	
Concrete Structures		Cu. Yd.	114.0	
Reinforcement Bars, Epoxy Coated		Pound	10330	
Furnishing Metal Shell Piles 14"x .312"		Foot	1456	
Driving Piles		Foot	1456	
Test Pile, Metal Shells		Each	1	
Pile Shoes		Each	27	
Concrete Sealer		Sq. Ft.	1029.3	
Anchor Bolts, 1"		Each	12	



For details of piles, see sheet 45 of 50.
 See sheet 40 of 50 for reinforcement in the wingwalls.