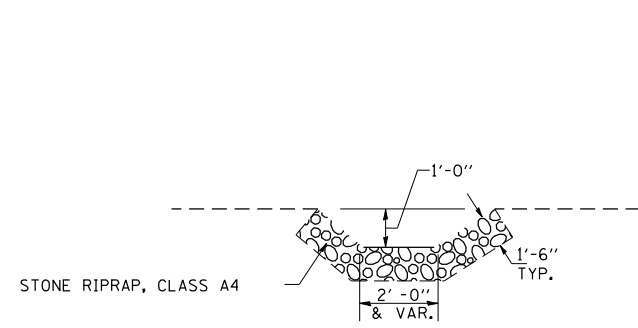
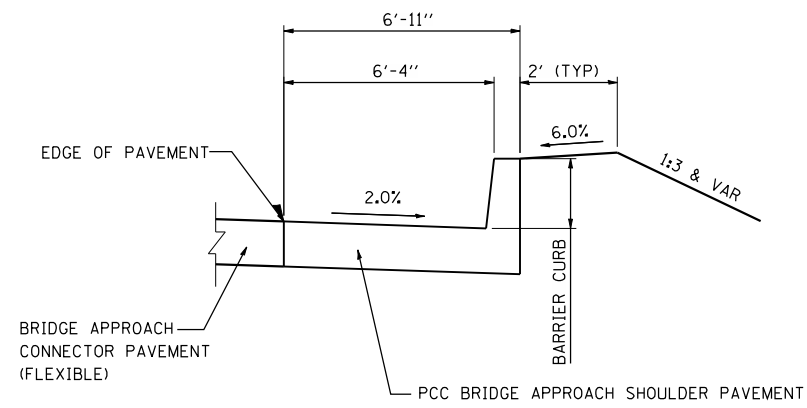


**NOTES :**

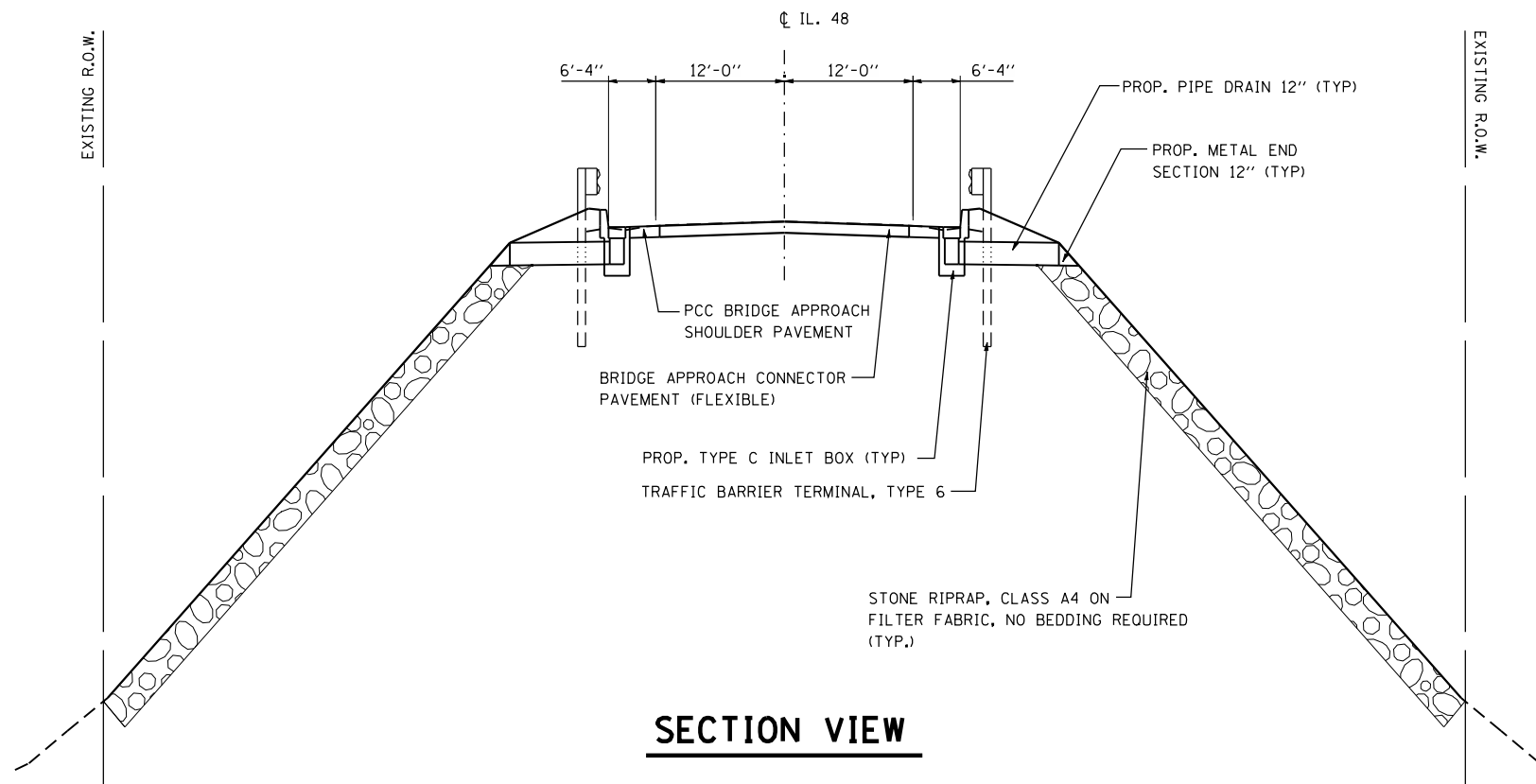
1. DIMENSIONS AND ELEVATIONS ARE APPROXIMATE. IT SHALL BE THE CONTRACTORS RESPONSIBILITY TO VERIFY SUCH DIMENSIONS AND ELEVATIONS PRIOR TO ORDERING MATERIAL.
2. ALL SAW CUTS NECESSARY TO COMPLETE THE WORK DETAIL, SHALL BE INCLUDED IN THE COST FOR THE VARIOUS PAY ITEMS INVOLVED.



**SECTION A-A**



**SECTION B-B**



**SECTION VIEW**

PLAN	SURVEYED	DATE
NOTE BOOK NO.	PLOTTED	
	CHECKED	
	ALIGNED	
	FILED	
	FILE NAME	

design firm  
no. 184001036



USER NAME = gjameson	DESIGNED -	REVISED
FILE NAME = D672A61-SHT-BOX DETAIL	CHECKED -	REVISED
PLOT SCALE = 40.0000' / IN.	DRAWN -	REVISED
PLOT DATE = 8/16/2013	CHECKED -	REVISED

**STATE OF ILLINOIS  
DEPARTMENT OF TRANSPORTATION**

**TYPE C INLET BOX DETAILS  
IL 48 OVER BEAR CREEK**

SCALE: 1" = 20' SHEET 1 OF 1 SHEETS STA. 624+50.00 TO STA. 630+00.00

F.A.P. RTE.	SECTION	COUNTY	TOTAL SHEETS	SHEET NO.
• 75(IL 29) & 714(IL 48)	(4)1, 136B-1	CHRISTIAN	97	40
ILLINOIS FED. AID PROJECT			CONTRACT NO. 72A61	