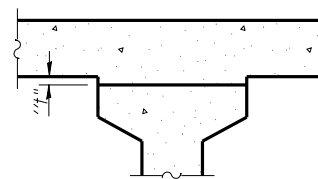


**DEAD LOAD DEFLECTION DIAGRAM**

(Includes weight of concrete only.)

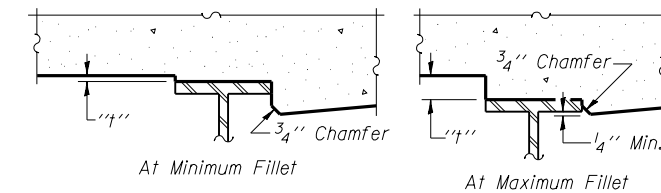
Note:

The above deflections are not to be used in the field if the engineer is working from the grade elevations adjusted for dead load deflections as shown on sheets 5 & 6 of 27.



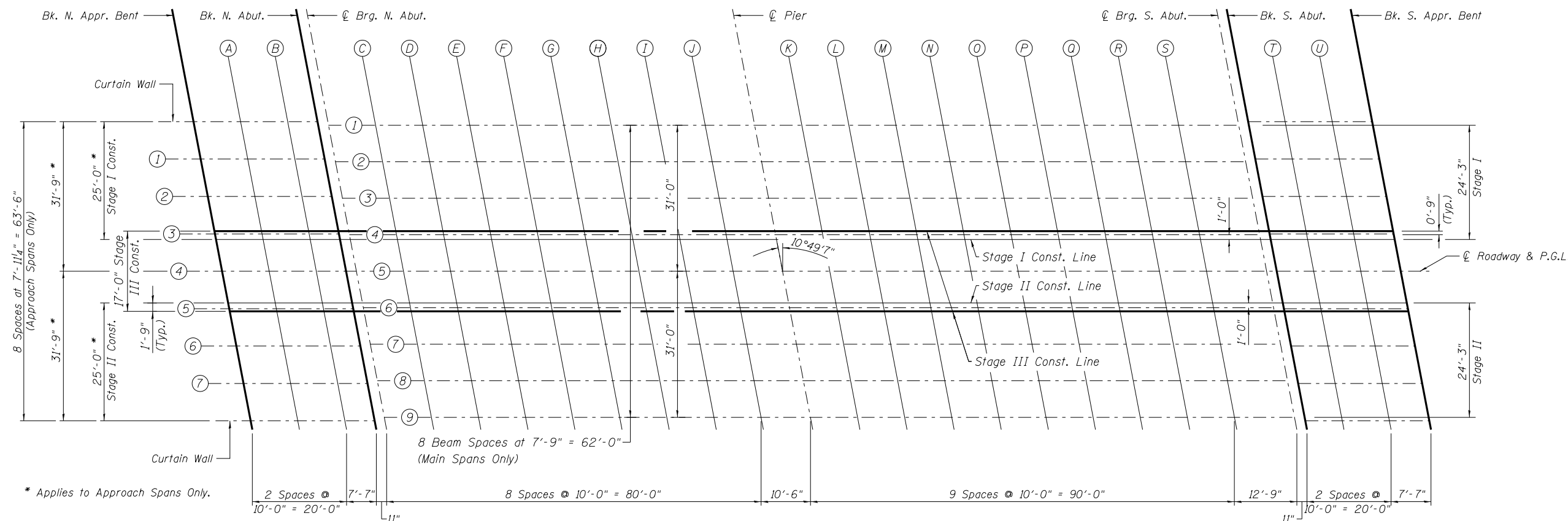
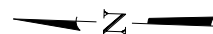
**FILLET HEIGHTS**

To determine "t": After all precast prestressed beams have been erected, elevations of the top flanges of the beams shall be taken at intervals shown below. These elevations subtracted from the "Theoretical Grade Elevations Adjusted for Dead Load Deflections" shown on sheets 5 & 6 of 27, minus slab thickness, equals the fillet heights "t" above top flanges of beams.



**FILLET HEIGHTS**

To determine "t": After all structural steel has been erected, elevations of the top flanges of the beams shall be taken at intervals shown below. These elevations subtracted from the "Theoretical Grade Elevations Adjusted for Dead Load Deflection" shown below and on sheets 5 & 6 of 27, minus slab thickness, equals the fillet heights "t" above top flange of Beams.



**PLAN**

FILE NAME = CH12 over FAI-72.dgn	USER NAME =	DESIGNED - SAL	REVISED -	<b>STATE OF ILLINOIS DEPARTMENT OF TRANSPORTATION</b>	<b>TOP OF SLAB ELEVATIONS (1 OF 3) MECHANICSBURG RD. OVER F.A.I.-72 - S.N. 084-0150</b>	F.A.I. RTE. = 72	SECTION = (84-10-1,2) R5-3	COUNTY = SANGAMON	TOTAL SHEETS = 194	SHEET NO. = 116	
	PLOT SCALE =	CHECKED - MTH	REVISED -			CONTRACT NO. 72C90					
	PLOT DATE =	DRAWN - TJW	REVISED -			SHEET NO. 4 OF 27 SHEETS					
		CHECKED - MTH	REVISED -			FED. ROAD DIST. NO. 6 ILLINOIS FED. AID PROJECT					