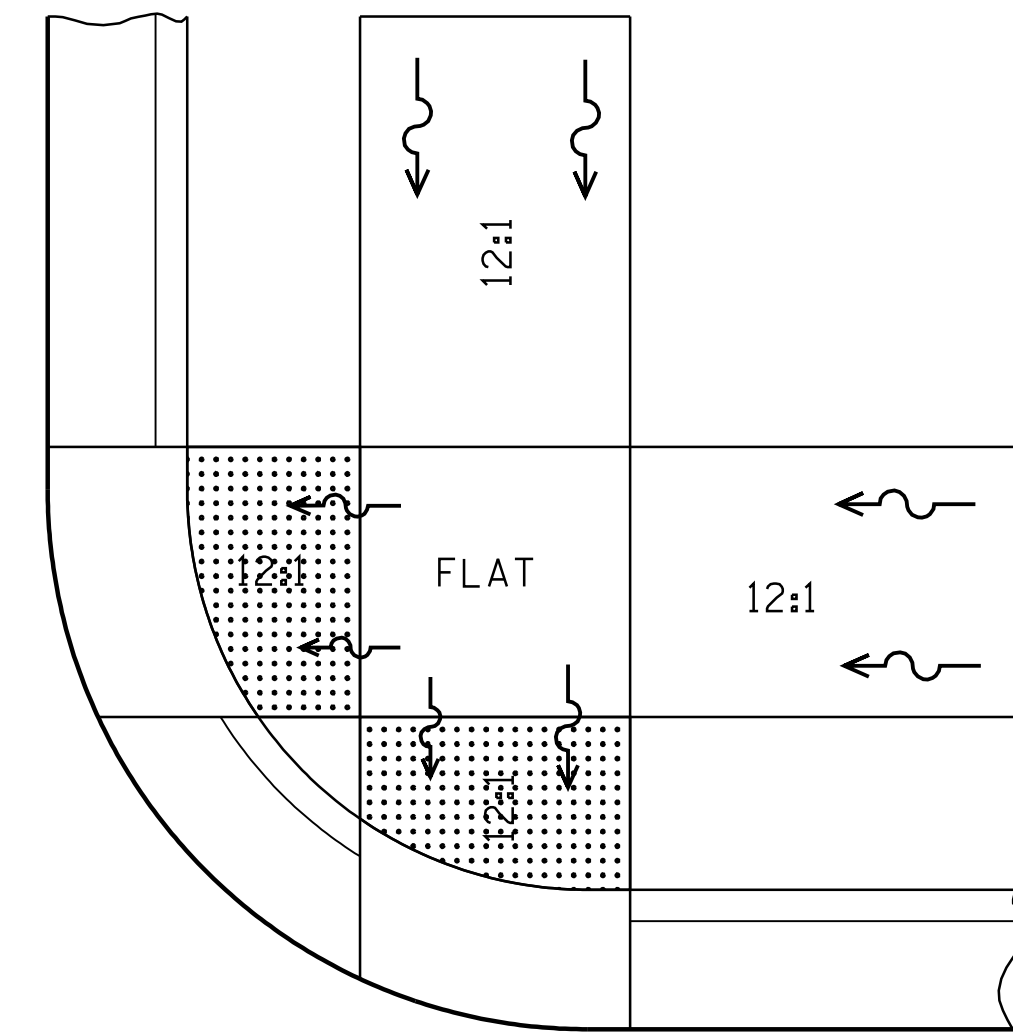


SEE STANDARD 424001 FOR SIDE FLARE
DETAIL & SEE PLANS FOR RAMP TYPE.



NOTES:

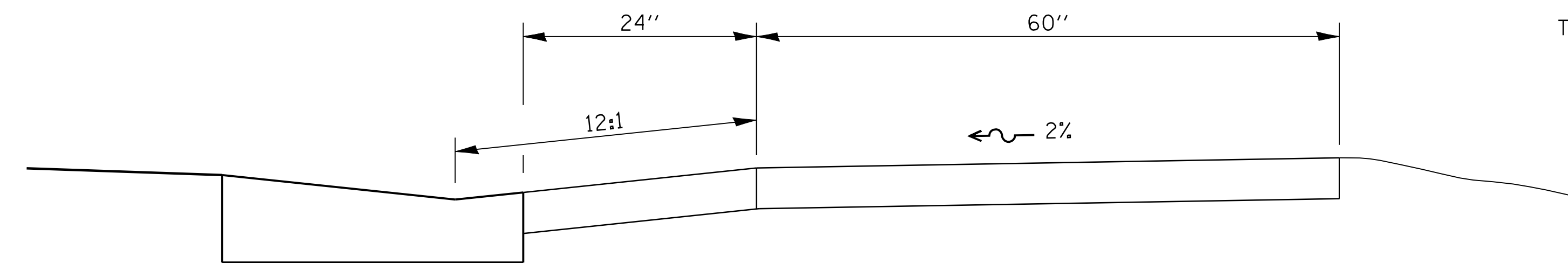
THIS DETAIL TO BE USED IN CONJUNCTION WITH STATE STANDARD 424001.

THE MAXIMUM ALLOWABLE CROSS SLOPE FOR SIDEWALK IS 2%.

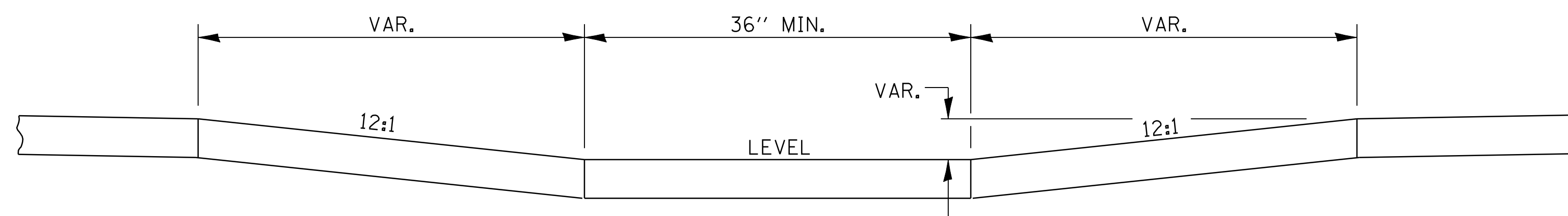
THE MAXIMUM ALLOWABLE SIDEWALK GRADE IS 8%.

IF SPACE LIMITATIONS PROHIBIT THE USE OF THE 12:1 SLOPE, THEN SLOPES BETWEEN 10:1 AND 12:1 ARE PERMITTED FOR A MAXIMUM RISE OF 6". SLOPES 8:1 AND 10:1 ARE ALLOWED FOR A MAXIMUM RISE OF 3". SLOPES STEEPER THAN 8:1 ARE NOT PERMITTED.

THE DEPRESSED CURB IS NOT STANDARD. THE RISE IS 1/2" INSTEAD OF 1 1/2".



SECTION A-A



SECTION B-B

ADA SIDEWALK ACCESSIBILITY RAMP DETAIL