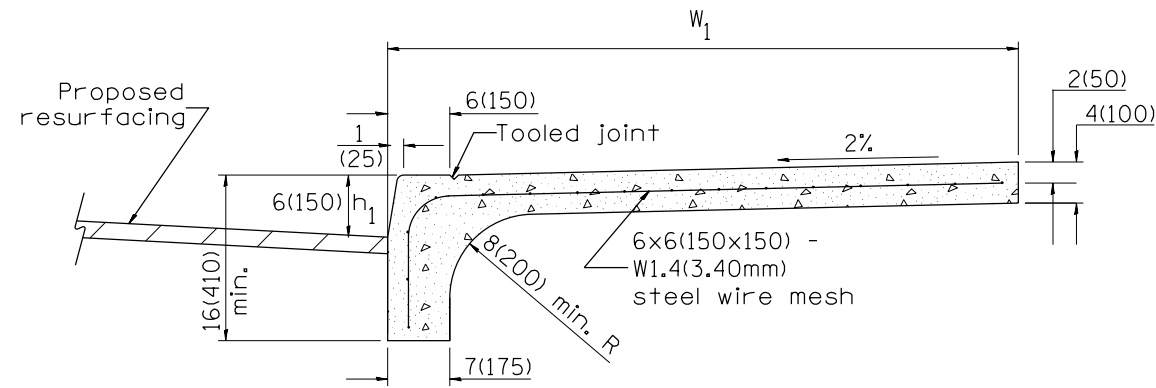
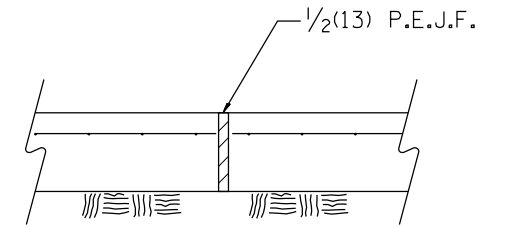
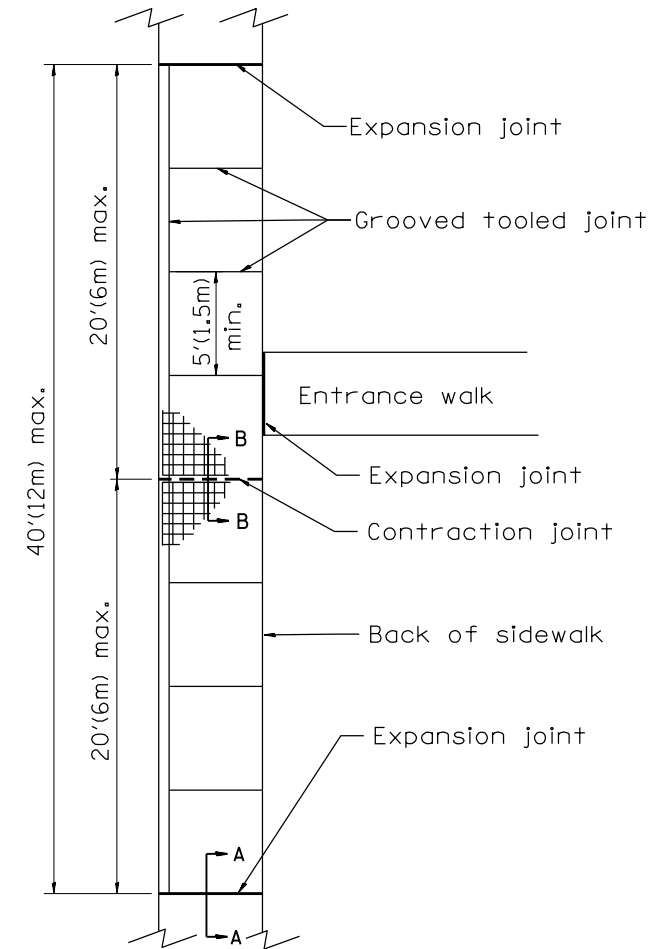


DESIGNER NOTES:  
1. THIS DRAWING SHOULD BE USED IN CONJUNCTION WITH STATE STANDARD 424001 AND DISTRICT CADD STD. " CURB RAMPS ACCESSIBLE TO THE DISABLED."

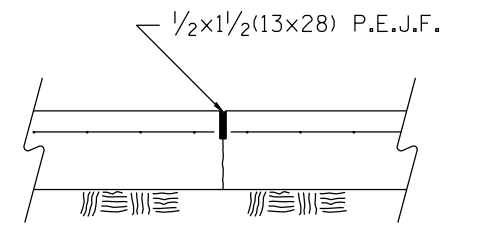


**COMBINATION CURB - SIDEWALK 4"(100mm)**

Measurement Formula:  $(W_1 + h_1) \times \text{length constructed} = \text{Payment area}$   
in square meters(square feet)



**SEC. A-A**  
Expansion Joint



**SEC. B-B**  
Contraction Joint

**GENERAL NOTES:**

- All provisions in Section 424 of the Standard Specifications shall apply, unless otherwise shown.

All dimensions are in inches (millimeters) unless otherwise noted.

01-01-97	RENUM. A-5.02, NEW REVISION BOX	T.P.
10-16-06	REVISED TO 2007 SPEC.	M.A.

**STATE OF ILLINOIS  
DEPARTMENT OF TRANSPORTATION**

**COMBINATION CONCRETE CURB-SIDEWALK 4" (100mm)**

NOT TO SCALE

CADD STD. 424101-D4

F.A. RTE.	SECTION	COUNTY	TOTAL SHEETS	SHEET NO.
CONTRACT NO.				
FED. ROAD DIST. NO. ILLINOIS FED. AID PROJECT				