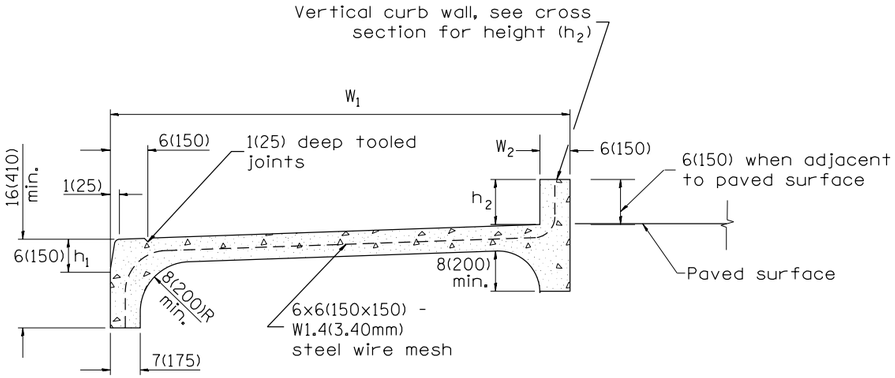

COMBINATION CONCRETE CURB-SIDEWALK 4"(100mm) (SPECIAL)

Measurement formula: $(W_1 + W_2 + h_1 + h_2)$ x length constructed = Payment area in square feet (square meters)

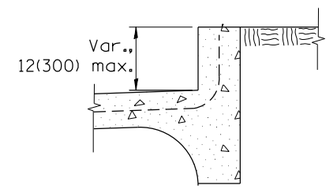

WITH TURF BORDER

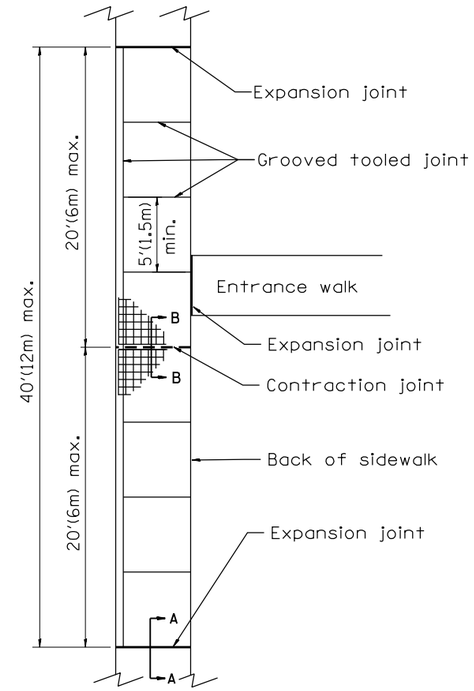

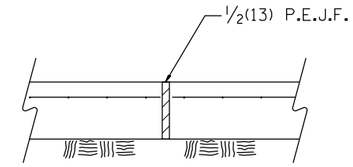

SEC. A-A
Expansion Joint

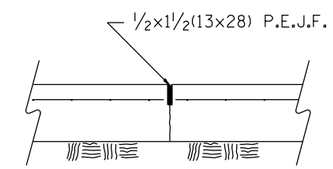

SEC. B-B
Contraction Joint

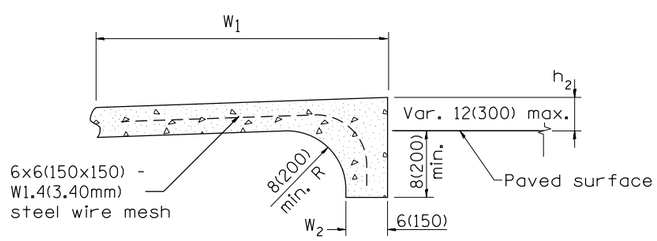

ALTERNATE BACK DETAIL

WHEN SIDEWALK GRADE ABOVE EXISTING GRADE

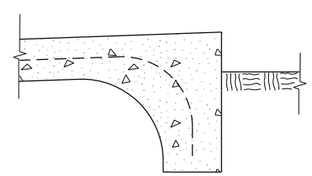

WITH TURF BORDER

GENERAL NOTES:

1. All provisions in Section 424 of the Standard Specifications shall apply, unless otherwise shown.

DESIGNER NOTES:
1. THIS DRAWING SHOULD BE USED IN CONJUNCTION WITH STATE STANDARD 424001 AND DISTRICT CADD STDS. "CURB RAMPS ACCESSIBLE TO THE DISABLED" AND " COMBINATION CONCRETE CURB & SIDEWALK 4" (100mm).

All dimensions are in inches (millimeters) unless otherwise noted.

01-01-97	RENUM. A-5.03. NEW REVISION BOX	T.P.
10-16-06	REVISED TO 2007 SPEC.	M.A.

STATE OF ILLINOIS
DEPARTMENT OF TRANSPORTATION

COMBINATION CONCRETE CURB-SIDEWALK 4" (100mm), (SPECIAL)

NOT TO SCALE

CADD STD. 424106-D4

F.A. RTE.	SECTION	COUNTY	TOTAL SHEETS	SHEET NO.

CONTRACT NO.

FED. ROAD DIST. NO. | ILLINOIS | FED. AID PROJECT