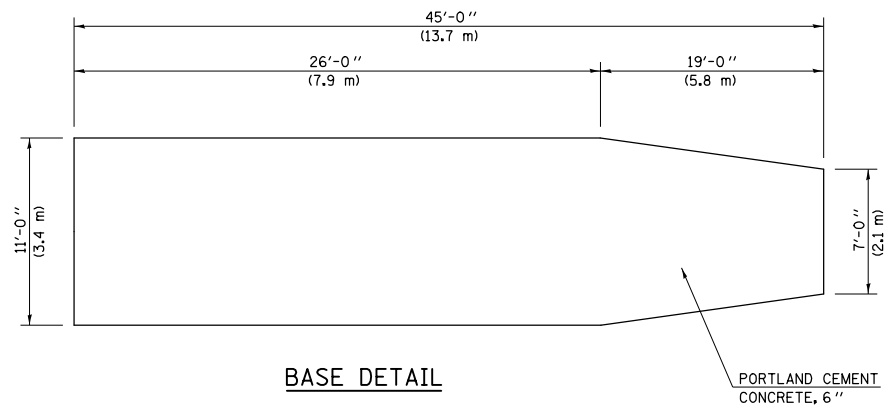
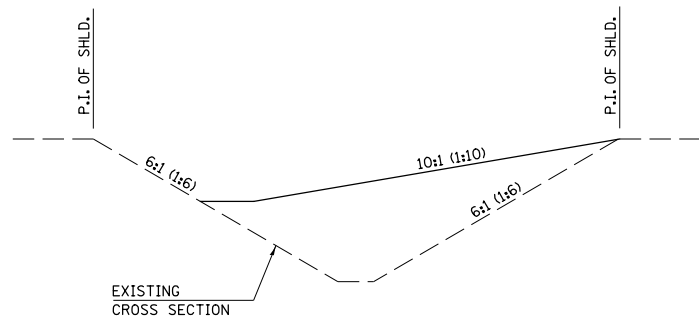
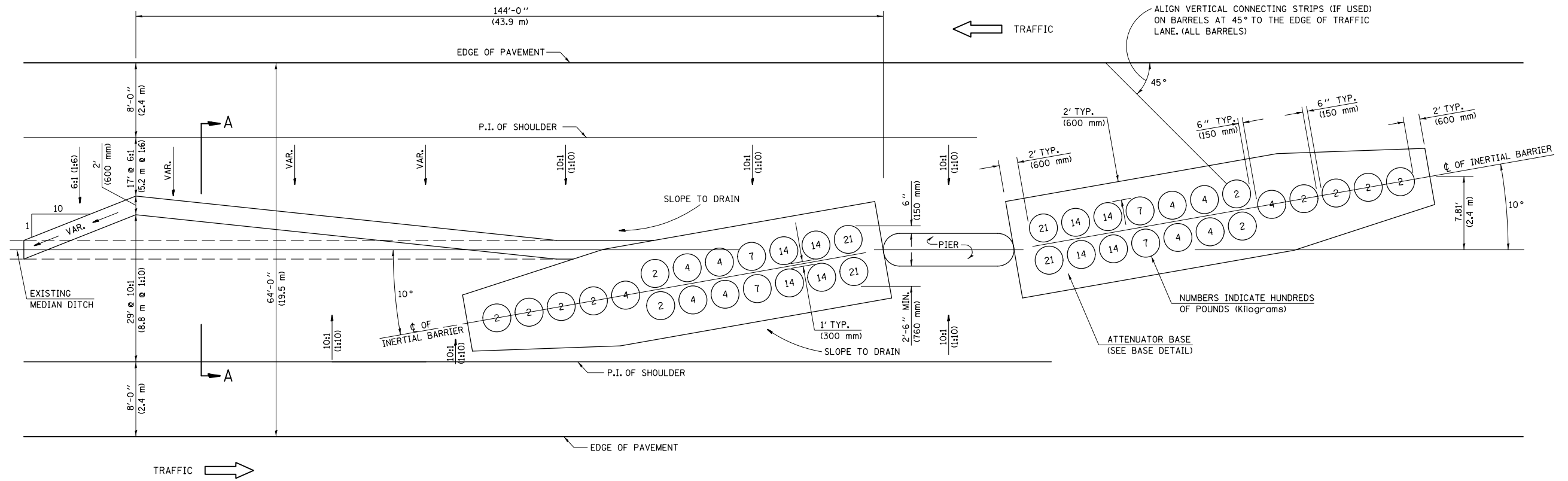


DESIGNER NOTE: SEE BDE PROCEDURE MEMORANDUM 34-06

70 MPH (110 km/h) DESIGN - 64' (19.5 m) MEDIAN



GENERAL NOTES

- ALL 10:1 (1:10) SLOPES SHOWN ON THIS DETAIL SHALL BE CONSTRUCTED 10:1 (1:10) OR FLATTER.
- THE SLOPES AS SHOWN ON THIS DETAIL SHALL APPLY TO BOTH ENDS OF THE BRIDGE PIERS.
- THE LENGTH X WIDTH OF MODULE LAYOUT IS 41.0' x 7.0': 19 MODULES - 14,400 LBS. (12.5 m x 2.1 m : 19 MODULES - 6532 kg).
- IN AREAS OF 10:1 (1:10) SLOPES PRECEDING THE ATTENUATOR IN THE MEDIAN INSTALLATION, FOUR OR MORE WOOD POSTS SHALL BE PLACED AT 5' (1.5 m) INTERVALS IN THE MEDIAN ϕ . SEE SPECIAL PROVISIONS AND SCHEDULES.

Note: All dimensions are in INCHES (millimeters) unless otherwise shown.

DISTRICT 5 DETAIL NO. Z0030150D				
F.A. RTE.	SECTION	COUNTY	TOTAL SHEETS	SHEET NO.
CONTRACT NO.				
FED. ROAD DIST. NO. ILLINOIS FED. AID PROJECT				

FILE NAME =	USER NAME = craige	DESIGNED -	REVISED - 11/06
ct:\pw\work\p\idot\craige\d010150\9\z0030150.dgn		DRAWN -	REVISED - 12/08
	PLOT SCALE = 43.0219" / in.	CHECKED -	REVISED - 05/11
	PLOT DATE = 5/11/2011	DATE -	REVISED -

**STATE OF ILLINOIS
DEPARTMENT OF TRANSPORTATION**

IMPACT ATTENUATORS (NON-REDIRECTIVE) TEST LEVEL 3				
SCALE:	SHEET NO. OF SHEETS	STA.	TO STA.	