

109

Letting November 8, 2024

Notice to Bidders, Specifications and Proposal



**Contract No. 61K59
COOK County
Section 20-00038-00-SW (Berkeley)
Various Routes
Project JPL0-431 ()
District 1 Construction Funds**

Prepared by	
Checked by	F

(Printed by authority of the State of Illinois)



- 1. TIME AND PLACE OF OPENING BIDS.** Electronic bids are to be submitted to the electronic bidding system (iCX-Integrated Contractors Exchange). All bids must be submitted to the iCX system prior to 12:00 p.m. November 8, 2024 at which time the bids will be publicly opened from the iCX SecureVault.
- 2. DESCRIPTION OF WORK.** The proposed improvement is identified and advertised for bids in the Invitation for Bids as:

**Contract No. 61K59
COOK County
Section 20-00038-00-SW (Berkeley)
Project JPL0-431 ()
Various Routes
District 1 Construction Funds**

Sidewalk construction at various locations in Berkeley.

- 3. INSTRUCTIONS TO BIDDERS.** (a) This Notice, the invitation for bids, proposal and letter of award shall, together with all other documents in accordance with Article 101.09 of the Standard Specifications for Road and Bridge Construction, become part of the contract. Bidders are cautioned to read and examine carefully all documents, to make all required inspections, and to inquire or seek explanation of the same prior to submission of a bid.

(b) State law, and, if the work is to be paid wholly or in part with Federal-aid funds, Federal law requires the bidder to make various certifications as a part of the proposal and contract. By execution and submission of the proposal, the bidder makes the certification contained therein. A false or fraudulent certification shall, in addition to all other remedies provided by law, be a breach of contract and may result in termination of the contract.
- 4. AWARD CRITERIA AND REJECTION OF BIDS.** This contract will be awarded to the lowest responsive and responsible bidder considering conformity with the terms and conditions established by the Department in the rules, Invitation for Bids and contract documents. The issuance of plans and proposal forms for bidding based upon a prequalification rating shall not be the sole determinant of responsibility. The Department reserves the right to determine responsibility at the time of award, to reject any or all proposals, to re-advertise the proposed improvement, and to waive technicalities.

By Order of the
Illinois Department of Transportation

Omer Osman,
Secretary

INDEX
FOR
SUPPLEMENTAL SPECIFICATIONS
AND RECURRING SPECIAL PROVISIONS

Adopted January 1, 2024

This index contains a listing of SUPPLEMENTAL SPECIFICATIONS, frequently used RECURRING SPECIAL PROVISIONS, and LOCAL ROADS AND STREETS RECURRING SPECIAL PROVISIONS.

ERRATA Standard Specifications for Road and Bridge Construction (Adopted 1-1-22) (Revised 1-1-24)

SUPPLEMENTAL SPECIFICATIONS

<u>Std. Spec. Sec.</u>		<u>Page No.</u>
202	Earth and Rock Excavation	1
204	Borrow and Furnished Excavation	2
207	Porous Granular Embankment	3
211	Topsoil and Compost	4
407	Hot-Mix Asphalt Pavement (Full-Depth)	5
420	Portland Cement Concrete Pavement	6
502	Excavation for Structures	7
509	Metal Railings	8
540	Box Culverts	9
542	Pipe Culverts	29
586	Granular Backfill for Structures	34
630	Steel Plate Beam Guardrail	35
644	High Tension Cable Median Barrier	36
665	Woven Wire Fence	37
782	Reflectors	38
801	Electrical Requirements	40
821	Roadway Luminaires	43
1003	Fine Aggregates	44
1004	Coarse Aggregates	45
1010	Finely Divided Minerals	46
1020	Portland Cement Concrete	47
1030	Hot-Mix Asphalt	48
1061	Waterproofing Membrane System	49
1067	Luminaire	50
1097	Reflectors	57

RECURRING SPECIAL PROVISIONS

The following RECURRING SPECIAL PROVISIONS indicated by an "X" are applicable to this contract and are included by reference:

<u>CHECK SHEET #</u>		<u>PAGE NO.</u>
1	<input checked="" type="checkbox"/> Additional State Requirements for Federal-Aid Construction Contracts	59
2	<input checked="" type="checkbox"/> Subletting of Contracts (Federal-Aid Contracts)	62
3	<input checked="" type="checkbox"/> EEO	63
4	<input type="checkbox"/> Specific EEO Responsibilities Non Federal-Aid Contracts	73
5	<input type="checkbox"/> Required Provisions - State Contracts	78
6	<input type="checkbox"/> Asbestos Bearing Pad Removal	84
7	<input type="checkbox"/> Asbestos Waterproofing Membrane and Asbestos HMA Surface Removal	85
8	<input type="checkbox"/> Temporary Stream Crossings and In-Stream Work Pads	86
9	<input checked="" type="checkbox"/> Construction Layout Stakes	87
10	<input type="checkbox"/> Use of Geotextile Fabric for Railroad Crossing	90
11	<input type="checkbox"/> Subsealing of Concrete Pavements	92
12	<input type="checkbox"/> Hot-Mix Asphalt Surface Correction	96
13	<input type="checkbox"/> Pavement and Shoulder Resurfacing	98
14	<input type="checkbox"/> Patching with Hot-Mix Asphalt Overlay Removal	99
15	<input type="checkbox"/> Polymer Concrete	101
16	Reserved	103
17	<input type="checkbox"/> Bicycle Racks	104
18	<input type="checkbox"/> Temporary Portable Bridge Traffic Signals	106
19	<input type="checkbox"/> Nighttime Inspection of Roadway Lighting	108
20	<input type="checkbox"/> English Substitution of Metric Bolts	109
21	<input type="checkbox"/> Calcium Chloride Accelerator for Portland Cement Concrete	110
22	<input type="checkbox"/> Quality Control of Concrete Mixtures at the Plant	111
23	<input checked="" type="checkbox"/> Quality Control/Quality Assurance of Concrete Mixtures	119
24	Reserved	135
25	Reserved	136
26	<input type="checkbox"/> Temporary Raised Pavement Markers	137
27	<input type="checkbox"/> Restoring Bridge Approach Pavements Using High-Density Foam	138
28	<input type="checkbox"/> Portland Cement Concrete Inlay or Overlay	141
29	<input type="checkbox"/> Portland Cement Concrete Partial Depth Hot-Mix Asphalt Patching	145
30	<input type="checkbox"/> Longitudinal Joint and Crack Patching	148
31	<input type="checkbox"/> Concrete Mix Design – Department Provided	150
32	<input type="checkbox"/> Station Numbers in Pavements or Overlays	151

LOCAL ROADS AND STREETS RECURRING SPECIAL PROVISIONS

Table of Contents

<u>CHECK SHEET #</u>		<u>PAGE NO.</u>
LRS 1	Reserved	153
LRS 2	<input type="checkbox"/> Furnished Excavation	154
LRS 3	<input checked="" type="checkbox"/> Work Zone Traffic Control Surveillance	155
LRS 4	<input type="checkbox"/> Flaggers in Work Zones	156
LRS 5	<input type="checkbox"/> Contract Claims	157
LRS 6	<input type="checkbox"/> Bidding Requirements and Conditions for Contract Proposals	158
LRS 7	<input type="checkbox"/> Bidding Requirements and Conditions for Material Proposals	164
LRS 8	Reserved	170
LRS 9	<input type="checkbox"/> Bituminous Surface Treatments	171
LRS 10	Reserved	175
LRS 11	<input type="checkbox"/> Employment Practices	176
LRS 12	<input type="checkbox"/> Wages of Employees on Public Works	178
LRS 13	<input type="checkbox"/> Selection of Labor	180
LRS 14	<input type="checkbox"/> Paving Brick and Concrete Paver Pavements and Sidewalks	181
LRS 15	<input type="checkbox"/> Partial Payments	184
LRS 16	<input type="checkbox"/> Protests on Local Lettings	185
LRS 17	<input type="checkbox"/> Substance Abuse Prevention Program	186
LRS 18	<input type="checkbox"/> Multigrade Cold Mix Asphalt	187
LRS 19	<input type="checkbox"/> Reflective Crack Control Treatment	188

INDEX FOR SPECIAL PROVISIONS

<u>ITEM</u>	<u>PAGE</u>
LOCATION OF PROJECT	1
DESCRIPTION OF PROJECT.....	1
PROJECT STAGING AND LOCAL ACCESS.....	2
COMPLETION DATE PLUS WORKING DAYS	2
MAINTENANCE OF ROADWAYS	3
STATUS OF UTILITIES (D-1).....	3
UTILITIES TO BE ADJUSTED.....	3
UTILITIES TO BE WATCHED AND PROTECTED.....	5
OPEN EXCAVATIONS	5
MAINTENANCE OF EXISTING DRAINAGE STRUCTURES	6
CONCRETE WASHOUT FACILITIES.....	6
FORMS FOR CONCRETE SIDEWALKS, DRIVEWAYS, AND GUTTER FLAGS	7
AGGREGATE BEDDING FOR CONCRETE WORK	7
CURB AND GUTTER TRANSITIONS.....	7
CURING AND PROTECTION.....	8
INLET FILTERS.....	8
CONSTRUCTION LAYOUT	9
EARTH EXCAVATION	10
COMBINATION CONCRETE CURB AND GUTTER REMOVAL	11
SIDEWALK REMOVAL	11
DRIVEWAY PAVEMENT REMOVAL.....	12
HOT-MIX ASPHALT SURFACE REMOVAL (SPECIAL).....	12
COMBINATION CONCRETE CURB AND GUTTER, TYPE B-6.12 (MODIFIED).....	13
PORTLAND CEMENT CONCRETE SIDEWALK.....	14
DETECTABLE WARNINGS	15
DETECTABLE WARNINGS (SPECIAL)	15
PORTLAND CEMENT CONCRETE DRIVEWAY PAVEMENT	16
PROTECTIVE COAT	17
AGGREGATE FOR TEMPORARY ACCESS	17
TEMPORARY PATCHING	17
INCIDENTAL HOT-MIX ASPHALT SURFACING	18
STORM SEWERS, CLASS B, TYPE 1 8".....	18
STORM SEWERS, CLASS B, TYPE 2 8".....	18
STORM SEWERS, DUCTILE IRON, TYPE 1 8".....	18
TRENCH BACKFILL	19
CATCH BASINS, TYPE C, TYPE 1 FRAME, OPEN LID.....	19
CATCH BASINS, TYPE A, 4'-DIAMETER, TYPE 1 FRAME, OPEN LID (SPECIAL).....	20
MANHOLES, TYPE A, 4'-DIAMETER, TYPE 1 FRAME, CLOSED LID.....	20

INDEX FOR SPECIAL PROVISIONS

<u>ITEM</u>	<u>PAGE</u>
CONNECTION TO EXISTING DRAINAGE STRUCTURE	21
CONNECTION TO EXISTING MANHOLE	21
CATCH BASINS TO BE RECONSTRUCTED WITH NEW TYPE 1 FRAME, CLOSED LID	21
VALVE VAULTS TO BE RECONSTRUCTED WITH NEW TYPE 1 FRAME, CLOSED LID	22
FRAMES AND LIDS TO BE ADJUSTED.....	22
FRAMES AND LIDS, TYPE 1, OPEN LID.....	23
FRAMES AND LIDS, TYPE 1, CLOSED LID	23
DOMESTIC WATER METER VAULTS TO BE ADJUSTED.....	24
DOMESTIC WATER SERVICE BOXES TO BE ADJUSTED	24
VALVE BOXES TO BE ADJUSTED	24
ADJUST SANITARY SEWER CLEANOUT	25
REMOVING CATCH BASINS	26
FIRE HYDRANTS TO BE RELOCATED WITH NEW HYDRANTS	26
REMOVE AND RELOCATE SIGN PANEL AND POLE ASSEMBLY	27
CHAIN LINK FENCE REMOVAL (SPECIAL)	28
CHAIN LINK FENCE, 4' (SPECIAL)	28
DUST CONTROL WATERING	28
REMOVAL AND DISPOSAL OF REGULATED SUBSTANCES (PROJECT SPECIFIC).....	29
TRAFFIC CONTROL PLAN	30
TEMPORARY INFORMATION SIGNING (D-1)	31
PROTECTION OF EXISTING TREES.....	32
MULCH PLACEMENT FOR EXISTING WOODY PLANTS	35
PLANTING WOODY PLANTS	36
SUPPLEMENTAL WATERING	44
HOT-MIX ASPHALT-MIXTURE DESIGN VERIFICATION AND PRODUCTION (D-1)	45
ADJUSTMENTS AND RECONSTRUCTIONS (D1).....	46
PUBLIC CONVENIENCE AND SAFETY (D-1)	47
FRICTION AGGREGATE (D-1).....	48
HOT-MIX ASPHALT BINDER AND SURFACE COURSE (D-1).....	51
AGGREGATE SURFACE COURSE FOR TEMPORARY ACCESS (D-1)	56
AVAILABLE REPORTS	57
LR 107-4	59
LR 1030-2	60
SWPPP	62
NOI.....	70
LPC-663-.....	71

BDE SPECIAL PROVISIONS

The following special provisions indicated by an "X" are applicable to this contract. An * indicates a new or revised special provision for the letting.

<u>File Name</u>	<u>Pg.</u>	<u>Special Provision Title</u>	<u>Effective</u>	<u>Revised</u>
80099		<input type="checkbox"/> Accessible Pedestrian Signals (APS)	April 1, 2003	Jan. 1, 2022
80274		<input type="checkbox"/> Aggregate Subgrade Improvement	April 1, 2012	April 1, 2022
80192		<input type="checkbox"/> Automated Flagger Assistance Device	Jan. 1, 2008	April 1, 2023
80173		<input type="checkbox"/> Bituminous Materials Cost Adjustments	Nov. 2, 2006	Aug. 1, 2017
80426		<input type="checkbox"/> Bituminous Surface Treatment with Fog Seal	Jan. 1, 2020	Jan. 1, 2022
80241		<input type="checkbox"/> Bridge Demolition Debris	July 1, 2009	
50531		<input type="checkbox"/> Building Removal	Sept. 1, 1990	Aug. 1, 2022
50261		<input type="checkbox"/> Building Removal with Asbestos Abatement	Sept. 1, 1990	Aug. 1, 2022
80449	73	<input checked="" type="checkbox"/> Cement, Type II	Aug. 1, 2023	
80384	74	<input checked="" type="checkbox"/> Compensable Delay Costs	June 2, 2017	April 1, 2019
80198		<input type="checkbox"/> Completion Date (via calendar days)	April 1, 2008	
80199		<input type="checkbox"/> Completion Date (via calendar days) Plus Working Days	April 1, 2008	
80453		<input type="checkbox"/> Concrete Sealer	Nov. 1, 2023	
80261	78	<input checked="" type="checkbox"/> Construction Air Quality – Diesel Retrofit	June 1, 2010	Nov. 1, 2014
80434		<input type="checkbox"/> Corrugated Plastic Pipe (Culvert and Storm Sewer)	Jan. 1, 2021	
80029	81	<input checked="" type="checkbox"/> Disadvantaged Business Enterprise Participation	Sept. 1, 2000	Mar. 2, 2019
80229		<input type="checkbox"/> Fuel Cost Adjustment	April 1, 2009	Aug. 1, 2017
80452		<input type="checkbox"/> Full Lane Sealant Waterproofing System	Nov. 1, 2023	
80447		<input type="checkbox"/> Grading and Shaping Ditches	Jan 1, 2023	
80433		<input type="checkbox"/> Green Preformed Thermoplastic Pavement Markings	Jan. 1, 2021	Jan. 1, 2022
80443		<input type="checkbox"/> High Tension Cable Median Barrier Removal	April 1, 2022	
80456	91	<input checked="" type="checkbox"/> Hot-Mix Asphalt	Jan. 1, 2024	
80446		<input type="checkbox"/> Hot-Mix Asphalt – Longitudinal Joint Sealant	Nov. 1, 2022	Aug. 1, 2023
80438		<input type="checkbox"/> Illinois Works Apprenticeship Initiative – State Funded Contracts	June 2, 2021	April 2, 2024
80045		<input type="checkbox"/> Material Transfer Device	June 15, 1999	Jan. 1, 2022
80450		<input type="checkbox"/> Mechanically Stabilized Earth Retaining Walls	Aug. 1, 2023	
80441	92	<input checked="" type="checkbox"/> Performance Graded Asphalt Binder	Jan 1, 2023	
80451	97	<input checked="" type="checkbox"/> Portland Cement Concrete	Aug. 1, 2023	
80459		<input type="checkbox"/> Preformed Plastic Pavement Marking	June 2, 2024	
34261		<input type="checkbox"/> Railroad Protective Liability Insurance	Dec. 1, 1986	Jan. 1, 2022
80455	98	<input checked="" type="checkbox"/> Removal and Disposal of Regulated Substances	Jan. 1, 2024	April 1, 2024
80445		<input type="checkbox"/> Seeding	Nov. 1, 2022	
80457		<input type="checkbox"/> Short Term and Temporary Pavement Markings	April 1, 2024	April 2, 2024
80448	100	<input checked="" type="checkbox"/> Source of Supply and Quality Requirements	Jan. 2, 2023	
80340		<input type="checkbox"/> Speed Display Trailer	April 2, 2014	Jan. 1, 2022
80127		<input type="checkbox"/> Steel Cost Adjustment	April 2, 2014	Jan. 1, 2022
80397	101	<input checked="" type="checkbox"/> Subcontractor and DBE Payment Reporting	April 2, 2018	
80391	102	<input checked="" type="checkbox"/> Subcontractor Mobilization Payments	Nov. 2, 2017	April 1, 2019
80437	103	<input checked="" type="checkbox"/> Submission of Payroll Records	April 1, 2021	Nov. 2, 2023
80435		<input type="checkbox"/> Surface Testing of Pavements – IRI	Jan. 1, 2021	Jan. 1, 2023
80410		<input type="checkbox"/> Traffic Spotters	Jan. 1, 2019	
20338		<input type="checkbox"/> Training Special Provisions	Oct. 15, 1975	Sept. 2, 2021
80429		<input type="checkbox"/> Ultra-Thin Bonded Wearing Course	April 1, 2020	Jan. 1, 2022
80439	105	<input checked="" type="checkbox"/> Vehicle and Equipment Warning Lights	Nov. 1, 2021	Nov. 1, 2022
80458		<input type="checkbox"/> Waterproofing Membrane System	Aug. 1, 2024	
80302	106	<input checked="" type="checkbox"/> Weekly DBE Trucking Reports	June 2, 2012	Nov. 1, 2021
80454		<input type="checkbox"/> Wood Sign Support	Nov. 1, 2023	
80427	107	<input checked="" type="checkbox"/> Work Zone Traffic Control Devices	Mar. 2, 2020	
80071		<input type="checkbox"/> Working Days	Jan. 1, 2002	

STATE OF ILLINOIS

SPECIAL PROVISIONS

The following Special Provisions supplement the "Standard Specifications for Road and Bridge Construction", adopted January 1, 2022, herein referred to as the Standard Specifications, the latest edition of the "Illinois Manual on Uniform Traffic Control Devices for Streets and Highways", and the Manual of Test Procedures for Materials in effect on the date of invitation for bids, herein referred to as the Specifications, and the "Supplemental Specifications and Recurring Special Provisions" indicated on the Check Sheet included herein which apply to and govern and in case of conflict with any part or parts of said Specifications, the said Special Provisions shall take precedence and shall govern the construction of:

**EAST-SIDE SIDEWALK IMPROVEMENTS
PROJECT NO. JPLO (431)
SECTION NO. 20-00038-00-SW
VILLAGE OF BERKELEY
COOK COUNTY
CONTRACT NO. 61K59**

LOCATION OF PROJECT

The project is located on the following streets within the Village of Berkeley in Cook County, Illinois:

- Wolf Road: St. Charles Road to McDermott Drive
- Lee Boulevard: Hawthorne Avenue to St. Charles Road
- Morris Avenue: Hawthorne Avenue to St. Charles Road
- Rohde Avenue: Hawthorne Avenue to Bohlander Avenue
- Spencer Avenue: South terminus to St. Charles Road
- Jerele Avenue (west side only): Twining Avenue to St. Charles Road

The total net and gross length of the improvements is approximately 6,442 feet or 1.22 miles.

DESCRIPTION OF PROJECT

The work consists of installing a new 5-foot sidewalk along various streets where sidewalks do not currently exist. Additional work includes curb and gutter, drainage structures, as well as all incidental and collateral work to construct the project as shown on the plans and described herein.

PROJECT STAGING AND LOCAL ACCESS

The Contractor shall conduct the work on this project at all times in such a manner and in such sequence as will assure the least interference with traffic on all streets where sidewalks are to be constructed, on cross streets, and at driveway entrances. The Contractor will be allowed to work concurrently on multiple sections of the project, however; the Village reserves the right to require the Contractor to complete sufficient work in a section of the project that will result in the restoration of daily traffic and permit accessibility to driveway entrances before work is started on any additional sections of the project.

The Contractor will only be allowed to excavate for the new sidewalk and remove the curb and flatwork on one side of the street at a time. The Contractor shall adjust all valve boxes, B-boxes, cleanouts, and meter vaults located within the proposed sidewalk to their final grade prior to pouring the new sidewalk. Gapping the sidewalk at each utility will not be allowed. The concrete will be allowed to cure for at least 72 hours before construction equipment and vehicular traffic is allowed on the new sidewalk. The Contractor shall backfill along the edges of the new sidewalk with select earth backfill and provide driveway access with compacted aggregate before beginning work on the other side of the street.

The Contractor will not be allowed to remove access from any driveway entrances for more than ten calendar days.

The project will be followed up by a subsequent Village-funded project which will complete the repairs of adjacent driveways, curb and gutter, and roadway repairs. Coordination will be needed to ensure the projects do not conflict with one another.

COMPLETION DATE PLUS WORKING DAYS

Effective: December 29, 2006

Revised: April 22, 2019

Revise Article 108.05(b) of the Standard Specifications to read:

“(b) Completion Date Plus Working Days. The Contractor agrees to prosecute the Work in such manner and with sufficient materials, equipment, and labor and will ensure its substantial completion within the time limit specified herein, it being understood and agreed that the undersigned agrees to complete the Work by **June 15, 2025**. The Contractor will be allowed an additional 5 working days to complete the punch list once substantial completion has been obtained. Additionally, the Contractor will be allowed 10 working days to complete the planting of trees. Trees will be planted during the Fall of 2025 and will be coordinated with the Village of Berkeley’s East-Side Paving Improvements. In case of failure to complete the Work within the time named herein or within such extra time as may have been allowed by extensions, the Contractor shall be subject to contract deductions in accordance with Article 108.09 of the Standard Specifications.

MAINTENANCE OF ROADWAYS

Effective: September 30, 1985

Revised: November 1, 1996

Beginning on the date that work begins on this project, the Contractor shall assume responsibility for normal maintenance of all existing roadways within the limits of the improvement. This normal maintenance shall include all repair work deemed necessary by the Engineer but shall not include snow removal operations. Traffic control and protection for maintenance of roadways will be provided by the Contractor as required by the Engineer.

If items of work have not been provided in the contract, or otherwise specified for payment, such items, including the accompanying traffic control and protection required by the Engineer will be paid for in accordance with Article 109.04 of the Standard Specifications.

STATUS OF UTILITIES (D-1)

Effective: June 1, 2016

Revised: January 1, 2020

Utility companies and/or municipal owners located within the construction limits of this project have provided the following information regarding their facilities and the proposed improvements. The tables below contain a description of specific conflicts to be resolved and/or facilities which will require some action on the part of the Department's contractor to proceed with work. Each table entry includes an identification of the action necessary and, if applicable, the estimated duration required for the resolution.

UTILITIES TO BE ADJUSTED

Conflicts noted below have been identified by following the suggested staging plan included in the contract. The company has been notified of all conflicts and will be required to obtain the necessary permits to complete their work; in some instances, resolution will be a function of the construction staging. The responsible agency must relocate, or completely new installations as noted in the action column; this work has been deemed necessary to be completed for the Department's contractor to then work in the stage under which the item has been listed.

Pre-Stage

LOCATION	TYPE	DESCRIPTION	RESPONSIBLE AGENCY	DURATION OF TIME
NW'X' Wolf Rd & McDermott Ave	Communications	Cabinet to be relocated	AT&T	1 Day Installation

Pre-Stage: 1 Days Total Installation
Stage 1: 0 Days Total Installation
Stage 2: 0 Days Total Installation

EAST-SIDE SIDEWALK
IMPROVEMENTS
SECTION NO. 20-00038-00-SW
VILLAGE OF BERKELEY
COOK COUNTY
CONTRACT NO.: 61K59

The following contact information is what was used during the preparation of the plans as provided by the Agency/Company responsible for resolution of the conflict.

Agency/Company Responsible to Resolve Conflict	Name of contact	Address	Phone	e-mail address
Nicor Gas	Anna Tran	1844 Ferry Rd, Naperville, IL 60563	224-239-7693	atran@southernco.com
ComEd	Plan Submittal	1 N 423 Swift Road Lombard, IL 60148	708-518-6209	PlanSubmittalsandMapRequests@exeloncorp.com
AT &T (Transmission Lines) AT &T (Distribution Lines)	Chris Cass	1000 Commerce Drive, 2 nd Floor Oak Brook, IL 60523	708-972-8993	cc4361@att.com
Comcast	Martha Gieras	688 Industrial Drive, Elmhurst, IL 60126	224-229-5862	martha_gieras@cable.comcast.com
Sprint/ COGENT	Steven Hughes	200 W Monroe St STE 1600, Chicago, IL 60606	202-793-6597	shughes@cogentco.com
MWRD	Daniel Coleman	Metropolitan Water Reclamation District	N/A	colemanD@mwr.org
Windstream	Gail Schmitz	Windstream	800-289-1901	Gail.Schmitz@windstream.com

UTILITIES TO BE WATCHED AND PROTECTED

The areas of concern noted below have been identified by following the suggested staging plan included for the Contract, The information provided is not a comprehensive list of all remaining utilities, but those which during coordination were identified as ones which might require the Department's contractor to take into consideration when making the determination of the means and methods that would be required to construct the proposed improvement. In some instances, the Contractor will be responsible to notify the owner in advance of the work to take place so necessary staffing one owner's part can be secured.

No Utilities to be Watched and Protected

The above represents the best information available to the Department and is included for the convenience of the bidder. The days required for conflict resolution should be taken into account in the bid as this information has also been factored into the timeline identified for the project when setting the completion date. The applicable portions of the Standard Specifications for Road and Bridge Construction shall apply.

Estimated duration of time provided above for the first conflicts identified will begin on the date of the executed contract regardless of the status of the utility relocations. The responsible agencies will be working toward resolving subsequent conflicts in conjunction with contractor activities in the number of days noted.

The estimated relocation dates must be part of the progress schedule submitted by the contractor. A utility kickoff meeting will be scheduled between the Department, the Department's contractor, and the utility companies. The Contractor is responsible for contacting J.U.L.I.E. prior to any and all excavation work.

OPEN EXCAVATIONS

The Contractor shall not leave any excavation open overnight. The Contractor shall be responsible for complete backfilling or plating over all excavations at the end of each day. If the excavations are backfilled, they shall be filled with an aggregate meeting the gradation of CA-6. The material shall be compacted sufficiently to prevent rutting or settlement of material under traffic loads. If plates are used, they shall be of sufficient thickness to support vehicular loads. Additionally, the plates shall extend a minimum of nine inches (9") beyond the limits of the excavation on all sides. If the plates are to be left over the weekend, the edges of the plates shall be ramped and protected from sliding using a perimeter framing of Hot-Mix Asphalt in areas where vehicular traffic will cross the plates.

All excavated and other materials that are to be reused shall be so piled as not to endanger the work and so that free access may be had at any time to all parts of the work, and shall be kept neatly piled so as not to inconvenience public travel or adjoining tenants. Walkways shall be kept clear and unobstructed. All excess excavated material shall be immediately removed and disposed of off the job site by the contractor.

The costs for providing the aggregate, plates and Hot-Mix Asphalt will not be paid for directly but shall be considered included in the cost of the excavation work required for the various contract items.

MAINTENANCE OF EXISTING DRAINAGE STRUCTURES

All loose material deposited in the flow line of gutters and drainage structures that obstruct the natural flow of water shall be removed at the close of each working day. At the conclusion of the construction operations, all drainage facilities shall be clean and free of all obstructions due to construction operations.

Basis of Payment: This item shall not be paid for separately but shall be included in the unit price for the various sewer structures in the contract.

CONCRETE WASHOUT FACILITY

Description: The Contractor shall take sufficient precautions to prevent pollution of streams, lakes, reservoirs, and wetlands with fuels, oils, bitumen, calcium chloride, or other harmful materials according to Article 107.23 of the Standard Specifications.

General: To prevent pollution by residual concrete and/or the by-product of washing out the concrete trucks, concrete washout facilities shall be constructed and maintained on any project which includes cast-in-place concrete items. The concrete washout shall be constructed, maintained, and removed according to this special provision.

The concrete washout facility shall be constructed on the job site in accordance with Illinois Urban Manual practice standard for Temporary Concrete Washout Facility (Code 954). The Contractor may elect to use a prefabricated portable concrete washout structure. The Contractor shall submit a plan for the concrete washout facility, to the Engineer for approval, a minimum of 10 calendar days before the first concrete pour. The working concrete washout facility shall be in place before any delivery of concrete to the site. The Contractor shall ensure that all concrete washout activities are limited to the designated area.

The concrete washout facility shall be located no closer than 50 feet from any environmentally sensitive areas, such as water bodies, wetlands, and/or other areas indicated on the Plans. Adequate signage shall be placed at the washout facility and elsewhere as necessary to clearly indicate the location of the concrete washout facility to the operators of concrete trucks.

The concrete washout facility shall be adequately sized to fully contain the concrete washout needs of the project. The contents of the concrete washout facility shall not exceed 75% of the facility capacity. Once the 75% capacity is reached, concrete placement shall be discontinued until the facility is cleaned out. Hardened concrete shall be removed and properly disposed of outside the right-of-way. Slurry shall be allowed to evaporate or shall be removed and properly

disposed of outside the right-of-way. The Contractor shall immediately replace damaged basin liners or other washout facility components to prevent leakage of concrete waste from the washout facility. Concrete washout facilities shall be inspected by the Contractor after each use. Any and all spills shall be reported to the Engineer and cleaned up immediately. The Contractor shall remove the concrete washout facility when it is no longer needed.

Basis of Payment: This item shall not be paid for separately but shall be included in the unit price for the various concrete items in the Contract.

FORMS FOR CONCRETE SIDEWALKS, DRIVEWAYS, AND GUTTER FLAGS

One-inch thick wooden forms will be used in the forming of all radius sections of curb and gutter. Masonite and steel forms will not be allowed. All forms must be of a minimum height of the proposed thickness of the respective concrete items to be installed.

Basis of Payment: This item shall not be paid for separately but shall be included in the unit price for the various concrete items in the Contract.

AGGREGATE BEDDING FOR CONCRETE WORK

COMBINATION CONCRETE CURB AND GUTTER, TYPE B-6.12 (MODIFIED), PORTLAND CEMENT CONCRETE SIDEWALK 7 INCH, and PORTLAND CEMENT CONCRETE DRIVEWAY PAVEMENT, 7 INCH shall be placed on a minimum of two inches (2") of compacted CA-6 stone bedding.

PORTLAND CEMENT CONCRETE SIDEWALK 5 INCH, PORTLAND CEMENT CONCRETE SIDEWALK 8 INCH, and PORTLAND CEMENT CONCRETE DRIVEWAY PAVEMENT, 8 INCH shall be placed on a minimum of four inches (4") of compacted CA-6 stone bedding.

Additional aggregate required to adjust the existing elevation of the subgrade to the proposed elevation will be included as part of that pay item.

Basis of Payment: This item shall not be paid for separately but shall be included in the unit price for the various concrete items in the Contract.

CURB AND GUTTER TRANSITIONS

Transitions from the proposed curb and gutters to existing curb and gutters, and from 6" curb height to 4" curb height (and vice-a-versa) shall be done in ten (10) foot transitions unless directed by the Engineer. Transitions from the proposed curb and gutters to the depressed curb and gutters shall be done in two (2) foot transitions unless directed otherwise by the engineer.

Basis of Payment: This item shall not be paid for separately but shall be included in the unit price for the various concrete items in the Contract.

CURING AND PROTECTION

After the concrete has been finished and the water sheen has disappeared from the surface of the concrete, the surface shall be sealed with membrane curing compound of a type approved by the Engineer. The seal shall be maintained for the specified curing period in accordance with Article 1020.13. The edges of the concrete shall also be sealed immediately after the forms are removed. In addition, all concrete placed during periods of cold weather shall be protected in accordance with Article 1020.13 of the Standard Specifications. This work shall be considered included in the cost of the various concrete items in the Contract.

The work shall be under the charge and care of the Contractor until final acceptance by the Engineer.

The Contractor shall assume all responsibility for any injury or damage to the work from any cause whatsoever and he shall rebuild, repair, or restore the damaged work at his/her own expense.

Responsibility for Vandalism: The Contractor shall be responsible to prevent the defacement of any concrete pours, prior to concrete hardening. Any concrete pavement that has been defaced, in the opinion of the Engineer, shall be removed and replaced at the Contractor's expense.

Basis of Payment: This item shall not be paid for separately but shall be included in the unit price for the various concrete items in the Contract.

INLET FILTERS

This work shall consist of the furnishing, installation, and removal of a drainage structure inlet filter assembly, consisting of a frame and filter bag, to collect sediment in surface storm water runoff at locations shown on the plans or as directed by the Engineer be in accordance with Section 280 of the "Standard Specifications for Road and Bridge Construction", except as modified herein.

The Contractor shall inspect the work site and review the plans to determine the number and dimensions of the various types of drainage structure frames (circular and rectangular) into which the inlet filters will be installed prior to ordering materials.

The drainage structure inlet filter assembly shall be installed under the grate on the lip of the drainage structure frame with the fabric bag hanging down into the drainage structure.

The drainage structure inlet filter assembly shall remain in place until final removal of the assembly is directed by the Engineer. The drainage structure inlet filter assembly shall remain the property of the Contractor. Final removal of the assembly shall include the disposal of debris or silt that has accumulated in the filter bag at the time of final removal.

Cleaning of the filter bags shall be included in this item. The cleanings shall be performed weekly and after a 0.5 inch or larger rain event for the duration of the use of each drainage structure inlet filter assembly. The Engineer shall be the sole judge of the need for cleaning, based on the rate that debris and silt is collected at each location. Also included shall be the off-

site disposal of the material which is removed from the bags.

The drainage structure inlet filter assembly consists of a steel frame with a replaceable geotextile fabric bag attached with a steel band with locking cap that is suspended from the frame. A clean used bag and a used steel frame in good condition meeting the approval of the Engineer may be substituted for new materials.

Basis of Payment: The item shall be paid for at the Contract unit price per Each for INLET FILTERS.

CONSTRUCTION LAYOUT

All work under this Contract shall be built in accordance with the lines and grades shown on the Plans and as given by the Engineer. The Contractor shall provide such materials, as stakes, lathe, marking paint, etc. necessary to allow for the proper layout of construction features. The Contractor shall furnish and place construction layout stakes for this project as well as secure services of Professional Land Surveyor or Professional Engineer to provide adequate reference to the centerline of Street ROW. The Contractor shall keep the Engineer informed a reasonable time in advance, at least twenty-four (24) hours, to allow Engineer to verify his layout.

The Contractor shall provide field forces, equipment, and material to set all stakes for this project, which are needed to establish offset stakes, reference points, and any other horizontal or vertical controls, including supplementary benchmarks, necessary to secure a correct layout of the work. Stakes for line and grade of sidewalk shall be set at sufficient station intervals not to exceed 200 ft to assure substantial conformance to plan line and grade.

The Contractor shall be responsible for having the finished work conform to the lines, grades, elevations, and dimensions called for in the plans. Any inspection or checking of the Contractor's layout by the Owner/Owner's representative and the acceptance of all or any part of it shall not relieve the Contractor of his/her responsibility to secure the proper dimensions, grades and elevations of the several parts of the work.

The Contractor shall exercise care in the preservation of stakes and benchmarks and shall have them reset at his/her expense when any are damaged, lost, displaced, or removed or otherwise obliterated.

Responsibility of the Owner and Owner's Representative

- (a) The Owner/Owner's representative will make random checks of the Contractor's staking to determine if the work is in conformance with the plans. Where the Contractor's work will tie into work that is being or will be done by others, checks will be made to determine if the work is in conformance with the proposed overall grade and horizontal alignment.
- (b) The Owner/Owner's representative will make all measurements and take all cross sections from which the various pay items will be measured.

- (c) Where the Contractor, in setting construction stakes, discovers discrepancies, the Owner/Owner's representative will check to determine their nature and make whatever revisions are necessary in the plans. Any additional re-staking required by the Owner/Owner's representative will be the responsibility of the Contractor.
- (d) It is not the responsibility of the Owner/Owner's representative to check the correctness of the Contractor's stakes. The Owner/Owner's representative reserves the right to adjust grades during the placement of concrete forms at no additional cost to the contract. If in the opinion of the Owner/Owner's representative, the Contractor's staking and form work requires adjustments to meet existing conditions or proposed conditions, it will be the responsibility of the Contractor to make the adjustments at no additional cost to the Contract. If such adjustments are required after normal working hours, weekends or holidays, the contractor will be responsible for the additional inspection services as specified in the contract Special Provisions.

Responsibility of the Contractor - Horizontal Control

- (a) The Contractor shall procure services from a Professional Land Surveyor or Engineer to establish all control points necessary to construct the proposed sidewalk within Village ROW. The centerline of street must be in the center of Street Right-of-Way. It is the Contractor's responsibility to tie in centerline control points in order to preserve them during construction activity.
- (b) The Contractor shall locate the right of way points for the installation of right of way markers that are disturbed during construction. Markers will be re-established and properly documented by a licensed Illinois Professional land surveyor.
- (c) All work shall be according to normally accepted self-checking surveying practices. Field notes shall be kept in standard survey field notebooks and those books shall become the property of the Village of Berkeley at the completion of the project. All notes shall be neat, orderly and in accepted form.
- (d) The Contractor will provide the Owner/Owner's representative with record drawings of the completed construction.

Basis of Payment: This work shall be paid for at the Contract unit price per Lump Sum for CONSTRUCTION LAYOUT.

EARTH EXCAVATION

This item includes all of the excavating and grading work necessary on this Project to establish the subgrade elevations of the proposed sidewalks to be constructed in areas where sidewalk does not currently exist. The work shall be performed in accordance with Section 202 of the "Standard Specifications for Road and Bridge Construction".

The top of the volume to be excavated will be the existing ground grade within the limits of the new sidewalk. The depth to be excavated will extend to nine inches (9") beneath the proposed finished

grade of the new sidewalk. The width of the volume to be excavated will be equal to the proposed sidewalk width.

Also included in the work under this item are the removal and disposal of all brush, rock, construction debris, hedges, trees of trunk sizes less than 6" in diameter, and other excess materials located within the construction area of the Project's improvements.

Basis of Payment: This work shall be paid for at the Contract unit price per Cubic Yard for EARTH EXCAVATION.

COMBINATION CONCRETE CURB AND GUTTER REMOVAL

This item shall include the removal of the existing combination curb and gutter at locations indicated on the Plans and as directed by the Engineer. The work shall be performed in accordance with Section 440 of the "Standard Specifications for Road and Bridge Construction".

Included in this item is the removal of all types of curb encountered on the Project. This includes, but is not limited to, all sizes of curb and gutter and barrier curb. Also included in this item is the removal and disposal of any asphalt that has been overlaid into the gutter of any curb that is designated for removal. This item shall also include any excavation beneath or in back of the curb and gutter necessary to install the proposed curb and gutter. All excavation necessary to reach the subgrade of the proposed curb and gutter shall be included in this item.

Prior to removal, a full-depth saw-cut shall be made twelve inches (12") from the edge of pavement for the entire length of curb and gutter removal to allow for the neat removal of the curb and gutter and the placement of a gutter board in forming for the new curb. The removal of the twelve-inch (12") wedge of asphalt pavement and aggregate base in front of the curb and gutter shall not be paid for separately, but, shall be included in the cost of this item.

Along Wolf Road, a full-depth saw-cut shall be made along the edge of pavement for the entire length of curb and gutter removal to allow for the neat removal of the curb and gutter and prevent any damage to the existing pavement.

All removal shall terminate at existing expansion joints or at saw-cut lines as determined by the Engineer. The existing pavements abutting the curb and gutter shall be protected while removal work is being done to avoid unnecessary pavement restoration.

Basis of Payment: This item shall be paid for at the Contract unit price per Foot for COMBINATION CONCRETE CURB AND GUTTER REMOVAL.

SIDEWALK REMOVAL

This item shall include the removal of sidewalk at locations shown on the Plans and as directed by the Engineer. The work shall be performed in accordance with Section 440 of the "Standard

Specifications for Road and Bridge Construction”. The Engineer will mark the limits of removal. The sidewalk shall be saw-cut at full-depth and any areas outside the limits of removal which are damaged shall be replaced by the Contractor at his/her own expense.

The removal of concrete, brick, block, aggregate, flagstone, and asphalt sidewalks will be included in this item. These sidewalks shall be excavated to the subgrade of the proposed five-inch (5”) concrete sidewalk, including the four inch (4”) crushed stone cushion. At locations where a sidewalk is to be installed, where sidewalk does not currently exist, the material removed shall be paid as EARTH EXCAVATION.

Basis of Payment: This item shall be paid for at the Contract unit price per Square Foot for SIDEWALK REMOVAL.

DRIVEWAY PAVEMENT REMOVAL

This item shall include the removal of driveway pavement at locations shown on the Plans and as directed by the Engineer. The work shall be performed in accordance with Section 440 of the “Standard Specifications for Road and Bridge Construction”. The removal of concrete, brick, block, aggregate, flagstone, and bituminous sidewalks, driveway, and alleys shall be included in this item.

The use of drop hammers will not be allowed for breaking these pavements. The driveways shall be excavated to the subgrade of the proposed driveway, including the specified crushed stone cushion, which shall be included in this item. At locations that proposed driveway pavement is indicated on the plans where none currently exist, the excavation for the proposed driveway pavement shall be paid for under this pay item.

At locations where the driveway shall be backfilled with AGGREGATE FOR TEMPORARY ACCESS, the driveways shall be excavated to a depth of nine inches (9”). The Contractor shall be required to saw-cut the driveway pavement full-depth at the limits of removal.

Basis of Payment: This item shall be paid for at the Contract unit price per Square Yard for DRIVEWAY PAVEMENT REMOVAL.

HOT-MIX ASPHALT SURFACE REMOVAL (SPECIAL)

This item shall include the removal of any hot-mix asphalt surface not part of the street pavements that are to be replaced as part of the project and as directed by the Engineer. The work shall be performed in accordance with Section 440 of the “Standard Specifications for Road and Bridge Construction”. The Contractor shall be required to saw cut the hot-mix asphalt full-depth at the limits of removal.

For pavements that include the hot-mix asphalt surface over aggregate base, the entire hot-mix asphalt surface and any existing aggregate base shall be removed to allow for the placement of a minimum of three inches (3”) of new hot-mix asphalt. The hot-mix asphalt surface course shall be

EAST-SIDE SIDEWALK
IMPROVEMENTS
SECTION NO. 20-00038-00-SW
VILLAGE OF BERKELEY
COOK COUNTY
CONTRACT NO.: 61K59

installed with a minimum thickness of three-inches (3") or to match the existing adjacent hot-mix asphalt surface if greater than three-inches (3").

For pavements that include the hot-mix asphalt surface over concrete base the entire hot-mix asphalt surface shall be removed to the concrete base. The Contractor shall apply a bituminous tack coat on the existing concrete base prior to the installation of the new hot-mix asphalt.

The area to be improved shall be graded and compacted to the satisfaction of the Engineer.

The new hot-mix asphalt surface shall be paid for under the item for INCIDENTAL HOT-MIX ASPHALT SURFACING.

Basis of Payment: This item shall be paid for at the Contract unit price per Square Yard for HOT-MIX ASPHALT SURFACE REMOVAL (SPECIAL).

COMBINATION CONCRETE CURB AND GUTTER, TYPE B-6.12 (MODIFIED)

This item shall include the placement of new combination concrete curb and gutter. The construction of the combination concrete curb and gutter shall be in accordance with the details for this item as shown on the Plans as well as in accordance with Section 606 of the "Standard Specifications for Road and Bridge Construction". **Included in this item is the installation of all types of combination concrete curb and gutter.**

The height of the curb shall vary in accordance with the grades established by the Engineer. The curb heights are not shown on the Plans but it is anticipated that there will be sections of variable height curb and gutter.

The curb shall be placed upon a compacted crushed stone bedding, Gradation CA-6, having a minimum thickness of two inches (2"). The cost for the 2" stone cushion shall be included in the cost of this item.

Between four (4) and twenty-four (24) hours after the curb has been placed, contraction joints two inches (2") in depth, shall be saw-cut at a maximum of a 15' spacing and at certain other locations as may be indicated by the Engineer. These joints shall then be sealed according to the requirements of Article 420.14(a) of the "Standard Specifications for Road and Bridge Construction". At locations where the proposed curb and gutter meets existing curb and gutter, 2 - 18" long, 3/4" diameter, epoxy coated, steel dowel bars shall be drilled into the existing curb and gutter.

It shall be the Contractor's responsibility to provide for curb depressions to be constructed where public sidewalks are to be ramped at curb crossings. The depressions shall be constructed in basic compliance with the Accessibility Guidelines as detailed in the Americans with Disabilities Act (ADA).

EAST-SIDE SIDEWALK
IMPROVEMENTS
SECTION NO. 20-00038-00-SW
VILLAGE OF BERKELEY
COOK COUNTY
CONTRACT NO.: 61K59

The concrete shall be thoroughly tamped and spaded or mechanically vibrated and finished smooth and even. Areas of "honeycombing" along the vertical surfaces of the curb and gutter shall be removed and replaced at the Contractor's expense.

After removal of the "back of curb" form, the excavated area behind the curb shall be immediately backfilled with select earth backfill in preparation for the placement of the topsoil. The void behind the curb and gutter shall be backfilled with crushed stone, gradation CA-7, in all areas where concrete or hot-mix asphalt pavement is to be constructed. The placement of the required backfill material will be included in the placement of the curb and gutter.

After the removal of the "edge of pavement" form, the void between the curb and the edge of the saw cut pavement shall be filled with crushed stone, gradation CA-6. The placement of the twelve-inch (12") wide wedge of aggregate in front of the curb and gutter shall be included in the cost of this item.

ONE INCH (1") THICK WOODEN FORMS WILL BE USED IN THE FORMING OF ALL RADIUS SECTIONS OF CURB AND GUTTER. MASONITE AND STEEL FORMS WILL NOT BE ALLOWED.

Basis of Payment: This item shall be paid for at the Contract unit price per Foot for COMBINATION CONCRETE CURB AND GUTTER TYPE B-6.12 (MODIFIED).

PORTLAND CEMENT CONCRETE SIDEWALK

This item shall include the installation of concrete sidewalks at locations shown on the Plans or as directed by the Engineer in accordance with Section 424 of the "Standard Specifications for Road and Bridge Construction".

The sidewalk shall be installed with five-inch (5"), seven-inch (7"), or eight-inch (8") thickness. The sidewalk shall be constructed to the limits and grade required to blend with adjoining surfaces. The five inch (5") and eight inch (8") thick PCC sidewalk shall be placed upon a cushion of compacted crushed stone, Gradation CA-6, having a minimum thickness of four inches (4"). The seven inch (7") thick PCC sidewalk shall be placed upon a cushion of compacted crushed stone, Gradation CA-6, having a minimum thickness of two inches (2"). The cost of the compacted crushed stone base shall be included in the cost of the respective sidewalk items. Full-depth expansion joints shall be placed between the sidewalk and the back of any adjacent curb, sidewalk, or driveway, at seventy-five-foot (75') intervals in the sidewalk, and as directed by the Engineer.

After removal of the concrete forms, the excavated area along the sidewalk shall be immediately backfilled with select earth backfill in preparation for the placement of the topsoil. The void along the sidewalk shall be backfilled with crushed stone, gradation CA-6, in all areas where aggregate, concrete, or hot-mix asphalt pavement is to be constructed. The placement of the required backfill material will be included in the cost of the sidewalk installation.

Basis of Payment: This item shall be paid for at the Contract unit price per Square Foot for PORTLAND CEMENT CONCRETE SIDEWALK 5 INCH, PORTLAND CEMENT CONCRETE SIDEWALK 7 INCH, or PORTLAND CEMENT CONCRETE SIDEWALK 8 INCH.

DETECTABLE WARNINGS

This item shall include the installation of a detectable warning surface system in all concrete sidewalk ramps in compliance with the Americans with Disabilities Act, Accessibility Guidelines (ADAAG) and the latest PROWAG requirements.. Work shall be in accordance with IDOT Standards and Section 424 of the Standard Specifications and the details for this item as shown on the Plans. This item shall consist of installing cast-in-place, hollow composite paver tiles with embedment flanges in the freshly poured concrete sidewalk ramp.

These paver tiles shall be “red” in color (Federal Color No. 20109) and typically be 24” X 60” in size, although the size may vary depending on unique geometrics that are found in the field.

The composite paver tile used in this project shall be manufactured by TufTile, Access Tile, ADA solutions or Armor-Tile. The paver tiles shall be installed according to the manufacturer’s installation procedures.

Immediately following the installation of PORTLAND CEMENT CONCRETE SIDEWALK 5 INCH, the detectable warning shall be pressed into the concrete. The detectable warning shall be tampered with a vibrating mechanism upon installation, and the factory-installed plastic sheeting must remain in place during the entire installation process to prevent the splashing of concrete onto the finished surface of the tile. No concrete shall be removed in the area to receive the detectable warning to ensure a strong lock with the concrete. The top of the domes shall be set level to the adjacent concrete on the top and sides of the ramp. This item shall be installed in full accordance with the manufacturer’s recommendations.

Basis of Payment: This item shall be paid for at the Contract unit price per Square Foot for DETECTABLE WARNINGS.

DETECTABLE WARNINGS (SPECIAL)

This item shall include the installation of a detectable warning surface system in all concrete sidewalk ramps in compliance with the Americans with Disabilities Act, Accessibility Guidelines (ADAAG) and the latest PROWAG requirements.. Work shall be in accordance with IDOT Standards and Section 424 of the Standard Specifications and the details for this item as shown on the Plans. This item shall consist of installing cast-in-place, cast iron paver tiles with embedment flanges in the freshly poured concrete sidewalk ramp.

The cast iron paver tiles shall be unfinished (natural patina) and will be installed along Wolf Road. The size and shape of the cast iron paver tiles will vary depending on unique geometrics that are

found in the field. This item shall include rectangular and radial cast iron paver tiles as required to install the detectable warnings in accordance with the specifications.

The following is a list of manufacturers:

1. East Jordan Iron Works, Duralast
2. Neenah Foundry
3. Metadome, LLC

Immediately following the installation of PORTLAND CEMENT CONCRETE SIDEWALK 5 INCH, the detectable warning shall be pressed into the concrete. The detectable warning shall be tampered with a vibrating mechanism upon installation, and the factory-installed plastic sheeting must remain in place during the entire installation process to prevent the splashing of concrete onto the finished surface of the tile. No concrete shall be removed in the area to receive the detectable warning to ensure a strong lock with the concrete. The top of the domes shall be set level to the adjacent concrete on the top and sides of the ramp. This item shall be installed in full accordance with the manufacturer's recommendations.

Basis of Payment: This item shall be paid for at the Contract unit price per Square Foot for DETECTABLE WARNINGS (SPECIAL).

PORTLAND CEMENT CONCRETE DRIVEWAY PAVEMENT

This item shall include the installation of concrete driveway pavements at locations shown on the Plans or as directed by the Engineer in accordance with Section 424 of the "Standard Specifications for Road and Bridge Construction".

The driveway pavement shall be installed with seven-inch (7") or eight-inch (8") thickness. The driveway pavement shall be constructed to the limits and grade required to blend with adjoining surfaces. The eight inch (8") thick PCC driveway pavement shall be placed upon a cushion of compacted crushed stone, Gradation CA-6, having a minimum thickness of four inches (4"). The seven inch (7") thick PCC driveway pavement shall be placed upon a cushion of compacted crushed stone, Gradation CA-6, having a minimum thickness of two inches (2"). The cost of the compacted crushed stone base shall be included in the cost of the respective driveway pavement items. Full-depth expansion joints shall be placed between the driveway pavement and the back of any adjacent curb, sidewalk, or driveway, and as directed by the Engineer.

After removal of the concrete forms, the excavated area along the sidewalk shall be immediately backfilled with select earth backfill in preparation for the placement of the topsoil. The void along the driveway pavement shall be backfilled with crushed stone, gradation CA-6, in all areas where aggregate, concrete, or hot-mix asphalt pavement is to be constructed. The placement of the required backfill material will be included in the cost of the driveway pavement installation.

Basis of Payment: This item shall be paid for at the Contract unit price per Square Yard for

PORTLAND CEMENT CONCRETE DRIVEWAY PAVEMENT, 7 INCH or PORTLAND CEMENT CONCRETE DRIVEWAY PAVEMENT, 8 INCH.

PROTECTIVE COAT

This item shall include the placement of protective coat on all exposed concrete surfaces at locations shown on the Plans or as directed by the Engineer. Regardless of when the concrete is placed, a protective coat shall be applied to all concrete curb and gutter, driveways, concrete pavement, and sidewalks in accordance with the requirements of Article 420.21 of the “Standard Specifications for Road and Bridge Construction”.

Two complete applications will need to be made prior to payment being made.

Basis of Payment: This item shall be paid for at the Contract unit price per Square Yard for PROTECTIVE COAT.

AGGREGATE FOR TEMPORARY ACCESS

This item shall include the placement of aggregate for driveway access at locations shown on the Plans or as directed by the Engineer. The aggregate shall be placed in accordance with Section 402 of the “Standard Specifications for Road and Bridge Construction”.

The Contractor shall place compacted crushed stone, Gradation CA-6, having a minimum thickness of nine inches (9”) to provide access at the driveway pavements along the proposed sidewalk within 7 days of the placement of sidewalk.

Basis of Payment: This item shall be paid for at the Contract unit price per Ton for AGGREGATE FOR TEMPORARY ACCESS.

TEMPORARY PATCHING

This item shall include the installation of hot-mix asphalt surface within the street pavements at the sewer trenches and along the edge of the new curb and gutter. The surface course shall be placed in accordance with Section 408 of the “Standard Specifications for Road and Bridge Construction”.

The Contractor shall remove any existing asphalt surface or aggregate to allow for the placement of a minimum of two-inches (2”) of new hot-mix asphalt placement. The hot-mix asphalt surface course shall be installed with a minimum thickness of two inches (2”) and match the existing adjacent hot-mix asphalt surface. The width of patching shall match the proposed plans.

The material shall meet the requirements of Hot-Mix Asphalt Surface Course, Mix ‘D’, N50, as described in the IDOT Special Provisions and as shown in the HMA chart on the plans.

Basis of Payment: This item shall be paid for at the Contract unit price per Square Yard for TEMPORARY PATCHING.

INCIDENTAL HOT-MIX ASPHALT SURFACING

This item shall be installed in areas where hot-mix asphalt surface not part of the street pavements is to be replaced as part of the project and as directed by the Engineer. The surface course shall be placed in accordance with Section 408 of the "Standard Specifications for Road and Bridge Construction".

The hot-mix asphalt surface course shall be installed with a minimum thickness of three-inches (3") or to match the existing adjacent hot-mix asphalt surface if greater than three-inches (3"). The width of the surfacing shall match the proposed plans.

The material shall meet the requirements of Hot-Mix Asphalt Surface Course, Mix 'D', N50, as described in the IDOT Special Provisions and as shown in the HMA chart on the plans.

The preparation of the base and the addition of any aggregate base shall be paid for under the item for HOT-MIX ASPHALT SURFACE REMOVAL (SPECIAL).

Basis of Payment: This item shall be paid for at the Contract unit price per Ton for INCIDENTAL HOT-MIX ASPHALT SURFACING.

STORM SEWERS, CLASS B, TYPE 1 8"
STORM SEWERS, CLASS B, TYPE 2 8"

This item shall include the storm sewer that connects drainage structures located in the curb and gutter to other drainage structures and to the existing storm sewer system. In those locations indicated on the Plans, polyvinyl chloride (PVC) sewer pipe of the size indicated shall be installed. The pipe shall have a minimum standard dimension ratio (SDR) of 26 and shall conform to ASTM designation D-2241 (water quality pipe). The joints shall be rubber gasket and conform to ASTM designations D-3139 and F-477. Pipe installation shall be in accordance with Section 31 of the "Standard Specifications for Water and Sewer Main Construction".

The pipe bedding and backfill to twelve inches (12") above the top of pipe will be included in this item.

Basis of Payment: This item shall be paid for at the Contract unit price per Foot for STORM SEWERS, CLASS B, TYPE 1 8" or STORM SEWERS, CLASS B, TYPE 2 8".

STORM SEWERS, DUCTILE IRON, TYPE 1 8"

This item shall include the storm sewer that connects drainage structures located in the curb and gutter to other drainage structures and to the existing storm sewer system. In those locations indicated on the Plans, ductile iron (DIP) sewer pipe of the size indicated shall be installed. The sewer material shall be Ductile Iron Pipe, Class 52, cement-lined and tar-coated, meeting the

EAST-SIDE SIDEWALK
IMPROVEMENTS
SECTION NO. 20-00038-00-SW
VILLAGE OF BERKELEY
COOK COUNTY
CONTRACT NO.: 61K59

requirements of Specifications ANSI/AWWA 21.51/C151, A21.52 and Federal Specification WW-P-421d with “push-on” joints meeting the requirements of specifications ANSI/AWWA A21.11/C111. Pipe installation shall be in accordance with Section 31 of the "Standard Specifications for Water and Sewer Main Construction in Illinois" and the "Standard Specifications.”

The pipe bedding and backfill to twelve inches (12") above the top of pipe will be included in this item.

Basis of Payment: This item shall be paid for at the Contract unit price per Foot for STORM SEWERS, DUCTILE IRON, TYPE 1 8”.

TRENCH BACKFILL

All trench backfill used under or within two feet (2') of pavements, sidewalks, driveways, and curb and gutter shall be Crushed Stone, Gradation CA-6. Maximum compaction must be obtained by Method 1 (mechanical compaction) as described in Article 550.07 of the “Standard Specifications for Road and Bridge Construction”.

The crushed stone used for trench backfill must be approved on the Project by the Engineer. The use of crushed concrete will NOT be allowed. Payment for this item will be based on actual in place measurements taken by the Engineer on the site but in no case will exceed the theoretical volume calculated by using the trench backfill table included in the details shown on the Plans.

Basis of Payment: This work shall be paid for at the Contract unit price per Cubic Yard for TRENCH BACKFILL.

CATCH BASINS, TYPE C, TYPE 1 FRAME, OPEN LID

This item consists of furnishing a Type ‘C’ Catch Basin and installing at the locations shown on the Plans or as directed by the Engineer. The Contractor will be responsible for ensuring that the pipe openings are formed in the correct locations so that additional cutting of the precast structure is not necessary. A minimum of 2” and a maximum of 6” of adjustment rings will be allowed.

Any pipe, up to four feet (4') in length per each pipe, used to connect existing pipes to the proposed structure shall be included in the cost of the structure. All trench backfill will also be included in the cost of the structure.

All trench backfill used to fill around the new structure will also be considered included in this item.

The new frame shall be Neenah Foundry No. R-2504-D and the lid shall have a Type D grate.

Basis of Payment: This item shall be paid for at the Contract unit price per Each for CATCH BASINS, TYPE C, TYPE 1 FRAME, OPEN LID.

CATCH BASINS, TYPE A, 4'-DIAMETER, TYPE 1 FRAME, OPEN LID (SPECIAL)

A four-foot (4') diameter catch basin shall be constructed at the locations shown on the Plans and in accordance with the details shown on the Plans. The Contractor will be responsible for ensuring that the pipe openings are formed in the correct locations so that additional cutting of the precast structure is not necessary.

Any pipe, up to four feet (4') in length per each pipe, used to connect existing pipes to the proposed structure shall be included in the cost of the structure. All trench backfill will also be included in the cost of the structure.

The new frames on catch basins and inlets shall be Neenah Foundry No. R-2504-D. All open lids will have a Type D grate. Any substitution must be approved by the Village in writing before it will be accepted.

The removal of structures where a new structure is to be installed in the same location will not be paid for separately but shall be included in the cost of the new structure.

Basis of Payment: This item shall be paid for at the Contract unit price per Each for CATCH BASINS, TYPE A, 4'- DIAMETER, TYPE 1 FRAME, OPEN LID (SPECIAL).

MANHOLES, TYPE A, 4'-DIAMETER, TYPE 1 FRAME, CLOSED LID

This item consists of furnishing all work and materials, including the necessary cast iron frames and lids, necessary to construct a manhole of the size indicated, in accordance with Section 602 of the "Standard Specifications", the detail shown on the plans and conforming to the lines, grades, and dimensions shown on the construction plans.

The Contractor will be responsible for ensuring that the pipe openings are formed in the correct locations so that additional cutting of the precast structure is not necessary. A minimum of 2" and a maximum of 6" of adjustment rings will be required. Butyl rubber gasket compound shall be used to seal the various structure joints.

All trench backfill used to fill around the new structure will be included in the cost of this item. Any pipe, up to four feet (4') in length per each pipe, used to connect existing pipes to the structure to be installed shall be included in the cost of the structure to be installed.

The new frames shall be Neenah Foundry No. R-1713-B. All closed lids on manholes will be self-sealing with recessed pick holes and shall have the word "STORM" cast in raised letters upon the lid.

Basis of Payment: This item shall be paid for at the Contract unit price per Each for MANHOLES, TYPE A, 4'- DIAMETER, TYPE 1 FRAME, CLOSED LID.

**CONNECTION TO EXISTING DRAINAGE STRUCTURE AND
CONNECTION TO EXISTING MANHOLE**

This item shall include core-drilling existing structures and the installation of watertight flexible rubber connectors. This item shall be used where proposed sewer is to be installed and connected to an existing structure.

All pipe connections to existing structures shall be made by core-drilling the wall of the existing structure and inserting an expandable, flexible rubber connector into the wall of the existing structure. The connector shall conform to ASTM C-443 & C-923 and include a stainless-steel band.

The existing structure shall be core drilled with a mechanical powered rotary core drill. The hole shall be watertight with the connector. The use of mortar, brick, or rock shall not be permitted to fill in voids.

If it is not possible to core drill a hole into the existing structure, then the connection shall be made by pouring a concrete collar around the pipe connection to the structure in accordance with MWRD requirements.

Basis of Payment: This item shall be paid for at the Contract unit price per Each for CONNECTION TO EXISTING DRAINAGE STRUCTURE or CONNECTION TO EXISTING MANHOLE.

CATCH BASINS TO BE RECONSTRUCTED WITH NEW TYPE 1 FRAME, CLOSED LID

This item shall include the reconstruction of existing catch basins with new frame at locations shown on the Plans or as directed by the Engineer. The reconstruction work shall not disturb the existing bench but shall be concentrated upon the replacement of all defective barrel, cone, and adjustment sections. The Engineer shall mark the depth to which the structure shall be reconstructed prior to the beginning of the work on the structure. For sewer structures that are reconstructed below the depth of existing/proposed pipes, the precast barrel/cone sections shall be supplied with watertight, flexible rubber connectors at each pipe opening.

Only precast concrete barrel, cone, flat top, and adjustment ring sections shall be used to replace defective sections of the structure. It shall be the Contractor's responsibility to determine the size of the existing structure. No additional payment shall be made for the various sizes of structures encountered. Any catch basins which are reconstructed shall have all debris removed from the bench regardless of whether it resulted from the construction project. This item shall also include the adjustment of the frame and lid of the structure to be reconstructed.

All precast cone sections will have a flat surface on the bottom edge that rests on the remaining portion of the existing structure.

The new frames shall be Neenah Foundry No. R-1713-B. All closed lids on manholes will be self-sealing with recessed pick holes and shall have the word "STORM" cast in raised letters upon the

lid. Any substitution must be approved by the Village in writing before it will be accepted.

Any pipe, up to four feet (4') in length per each pipe, used to connect existing pipes to the proposed structure shall be included in the cost of the structure. All trench backfill shall also be included in the cost of the structure to be reconstructed.

Basis of Payment: This item shall be paid for at the Contract unit price per Each for CATCH BASINS TO BE RECONSTRUCTED WITH NEW TYPE 1 FRAME, CLOSED LID.

VALVE VAULTS TO BE RECONSTRUCTED WITH NEW TYPE 1 FRAME, CLOSED LID

This item shall include the reconstruction of existing valve vaults with new frame at locations shown on the Plans or as directed by the Engineer. The reconstruction work shall not disturb the existing bench but shall be concentrated upon the replacement of all defective barrel, cone, and adjustment sections. The Engineer shall mark the depth to which the structure shall be reconstructed prior to the beginning of the work on the structure.

Only precast concrete barrel, cone, and adjustment ring sections shall be used to replace defective sections of the structure. It shall be the Contractor's responsibility to determine the size of the existing structure. No additional payment shall be made for the various sizes of structures encountered. Any valve vaults which are reconstructed shall have all debris removed from the structure regardless of whether it resulted from the construction project. This item shall also include the adjustment of the frame and lid of the structure to be reconstructed.

All precast cone sections will have a flat surface on the bottom edge that rests on the remaining portion of the existing structure.

The new frames shall be Neenah Foundry No. R-1713-B. All closed lids on manholes will be self-sealing with recessed pick holes and shall have the word "WATER" cast in raised letters upon the lid. Any substitution must be approved by the Village in writing before it will be accepted.

Basis of Payment: This item shall be paid for at the Contract unit price per Each for VALVE VAULTS TO BE RECONSTRUCTED WITH NEW TYPE 1 FRAME, CLOSED LID.

FRAMES AND LIDS TO BE ADJUSTED

This item includes frames and lids to be adjusted at locations shown on the Plans and as directed by the Engineer in accordance with Sections 602 and 603 of the "Standard Specifications for Road and Bridge Construction", and the special provision ADJUSTMENTS AND RECONSTRUCTIONS (D-1), except as modified herein.

Structures, which are located in the curb and gutter, shall not be adjusted to final grade until the curb and gutter has been placed to within six feet (6') of each side of the structure. At this time the Contractor may adjust the structure to the proper elevation to achieve drainage of the curb

and gutter.

All proposed and existing structures located within the pavement are to be adjusted to finish grade after the hot-mix asphalt binder course has been placed. The pavement disturbed by the adjustment will be replaced with eight inches (8") of concrete base course to the grade of the hot-mix asphalt base course. The removal and replacement of the pavement shall be included as part of this item. The pavement shall be saw-cut to full depth in a 5' x 5' square prior to removal.

Frames located in the curb and gutter shall be pitched 1-1/2". Frames located in the pavement shall be pitched to match the cross slope of the pavement. The Contractor may use solid pieces of concrete or brick as shims to pitch the frame. The use of rocks to adjust the frames will not be permitted. The shims must also be placed in a bed of mortar at the time of the adjustment. The Contractor shall not shim the frame and then come back later to mortar the voids between the frame and the structure.

The Contractor shall take care when setting the structure so as to ensure that a nine inch (9") frame and the minimum 2" of grade rings can be placed on top of the uppermost precast section of the structure in order to reach the finished grade.

The Contractor shall not place mastic rope between concrete rings and between the rings and frame. The Contractor shall apply a one-quarter inch (1/4") layer of butyl rubber gasket sealant to the external diameter of the concrete grade adjustment rings.

Frames located in sidewalk or driveway pavement shall be pitched to match the cross slope of the pavement.

Basis of Payment: This item shall be paid for at the Contract unit price per Each for FRAMES AND LIDS TO BE ADJUSTED.

FRAMES AND LIDS, TYPE 1, OPEN LID

This item shall include the replacement of frames and lids on existing structures to be adjusted or reconstructed at locations shown on the Plans or as directed by the Engineer.

The new frames on catch basins and inlets shall be Neenah Foundry No. R-2504-D. All open lids will have a Type D grate. Any substitution must be approved by the Village in writing before it will be accepted.

Basis of Payment: This item shall be paid for at the Contract unit price per Each for FRAMES AND LIDS, TYPE 1, OPEN LID.

FRAMES AND LIDS, TYPE 1, CLOSED LID

This item shall include the replacement of frames and lids on existing structures to be adjusted or

reconstructed at locations shown on the Plans or as directed by the Engineer.

The new frames shall be Neenah Foundry No. R-1713-B. All closed lids on manholes or valve vaults will be self-sealing with recessed pick holes and shall have the word "STORM" or "WATER" cast in raised letters upon the lid. Any substitution must be approved by the Village in writing before it will be accepted.

Basis of Payment: This item shall be paid for at the Contract unit price per Each for FRAMES AND LIDS, TYPE 1, CLOSED LID.

DOMESTIC METER VAULTS TO BE ADJUSTED

This item shall include the adjustment of frames and lids on domestic meter vaults at locations shown on the Plans and as directed by the Engineer in accordance with Sections 602 and 603 of the "Standard Specifications for Road and Bridge Construction".

The frames and lids on the domestic meter vaults shall be adjusted to final grade after the concrete framing has been completed. Frames and lids located within the proposed sidewalk shall also be adjusted to final grade prior to pouring concrete for the proposed mainline sidewalk. Gapping the sidewalk at each domestic meter vault will not be allowed. Frames located in sidewalk or driveway pavement shall be pitched to match the cross slope of the pavement.

Also included in this item is the patching of the interior walls of the existing domestic meter vaults. The meter vaults are typically shallow block/brick structures in need of minor repairs. The Contractor shall replace any missing blocks/bricks and seal the interior wall of the meter vault with mortar.

Basis of Payment: This item shall be paid for at the Contract unit price per Each for DOMESTIC METER VAULTS TO BE ADJUSTED.

DOMESTIC WATER SERVICE BOXES TO BE ADJUSTED AND VALVE BOXES TO BE ADJUSTED

This item shall include the adjustment of water service boxes or valve boxes that require replacement parts due to existing damage or proposed grade change. The water service boxes are located within the limits of proposed curb, sidewalk, driveway pavement, hot-mix asphalt pavement, and grassed parkways.

The replacement parts shall consist of Tyler Union 29U-Domestic Heavy Duty Cast Iron Curb, Service, and Valve Boxes and subsequent components. Sizes range from 19" to 72" (not including risers or extensions) and shall be of the Adjustable Slip and Screw type. The parts shall contain an asphaltic bituminous coating applied to a minimum thickness of 1.5 mil and shall be installed in full accordance with the manufacturer's recommendations.

EAST-SIDE SIDEWALK
IMPROVEMENTS
SECTION NO. 20-00038-00-SW
VILLAGE OF BERKELEY
COOK COUNTY
CONTRACT NO.: 61K59

The Contractor shall adjust these water service boxes or valve boxes to their final grade. This price shall include all costs for furnishing the labor, equipment, and materials necessary to excavate around the existing water service box, install the replacement part(s), and install bedding or backfill to allow for placement of the proposed curb, sidewalk, driveway pavement, hot-mix asphalt pavement or topsoil and sod.

The depth of repair shall be approved by the Engineer. It is anticipated that most water service boxes and valve boxes to be adjusted will only require replacement of the top section of the service box. If it is determined by the Engineer that additional replacement parts are required, including extensions or bottom sections connecting to the existing curb stop, the cost to perform this work shall also be included in this item.

Water service boxes and valve boxes that can be adjusted to final grade without replacement parts shall not be paid for under this item but shall be included in the Contract.

Any water service boxes or valve boxes damaged during construction shall be replaced at the Contractor's expense.

Basis of Payment: This item shall be paid for at the Contract unit price per Each for DOMESTIC WATER SERVICE BOXES TO BE ADJUSTED or VALVE BOXES TO BE ADJUSTED.

ADJUST SANITARY SEWER CLEANOUT

This item shall include the adjustment of sanitary sewer cleanouts at locations shown on the Plans and as directed by the Engineer.

The cleanouts shall be adjusted to final grade after the concrete framing has been completed. Cleanouts located within the proposed sidewalk shall also be adjusted to final grade prior to pouring concrete for the proposed mainline sidewalk. Gapping the sidewalk at each cleanout will not be allowed.

The cleanout pipe shall be cut below grade and a pipe matching the diameter of the existing cleanout pipe shall be cut to the proper length and installed on top of the existing cleanout pipe. The two pipe sections shall be connected with a non-shear mission coupling. A metal cleanout cover shall then be placed on top of the cleanout pipe.

The metal cleanout cover shall be approved for pedestrian traffic areas.

Basis of Payment: This item shall be paid for at the Contract unit price per Each for ADJUST SANITARY SEWER CLEANOUT.

REMOVING CATCH BASINS

This item shall include the removal of catch basins at locations shown on the Plans or as directed by the Engineer. It shall also be the responsibility of the Contractor to seal all pipes at both ends that connect to other structures with brick and mortar. The void left by the removal of the structure will be filled with trench backfill and compacted.

Basis of Payment: This item shall be paid for at the Contract unit price per Each for REMOVING CATCH BASINS.

FIRE HYDRANTS TO BE RELOCATED WITH NEW HYDRANTS

This item shall include the removal, relocation, and replacement of existing fire hydrants as shown on the Plans and as directed by the Engineer. The removal and replacement of the existing fire hydrant, auxiliary valve, fire hydrant leader pipe and Tee fitting shall be included in this item. The fire hydrant shall also be moved so that it is not in conflict with the proposed sidewalk as directed by the Engineer. The work shall include excavating the trench, disposing of the excavated materials, furnishing and placing all materials necessary to replace the fire hydrant, furnishing and installing the polyethylene encasement around the pipe, installing the thrust blocking, furnishing and placing the bedding material and trench backfill, and properly compacting the materials placed into the trench after the installation of the fire hydrant.

All fire hydrants shall be Mueller Super Centurion A-423 Breakaway model. The fire hydrants to be installed under this Contract shall be of the "breakaway" design having a five and one-quarter inch (5-1/4") main valve opening, four and one-half inch (4-1/2") pumper nozzle, and two (2) two and one-half inch (2-1/2") hose nozzles. The pumper and hose threads shall be National Standard Threads. The inlet connection shall be six inches (6") in size and flanged-type. The depth of bury shall be five feet and six inches (5'-6"), the direction of opening to the left, the size of the operating nut shall be one and one-half inches (1-1/2"), the hydrant packing of the "O" ring type, and **the hydrant shall be painted a yellow color**. The auxiliary valves shall be 6", flange by mechanical-joint, Resilient Wedge Valve.

The valve box to be furnished and installed under this item shall be 8" in diameter and screw type.

Any Ductile Iron Pipe water main that are necessary to replace the fire hydrant shall be Class 52, cement-lined and tar-coated, meeting the requirements of Specifications ANSI/AWWA C151/A21.51 with "push-on" joints meeting the requirements of Specifications ANSI/AWWA C111/A21.11. Where specified on the Plans, or in these Specifications, mechanical joints and "Lock-Type" joints shall be used in lieu of "push-on" joints.

Any pipe fittings and special castings that are necessary to replace the fire hydrant shall be ductile iron conforming to ANSI/AWWA C153/A21.53 and ANSI/AWWA C111/A21.11 specifications and shall meet the minimum requirements of Class 150 Ductile Iron Pipe. Mechanical joint type fittings shall be used. All fittings shall be manufactured in the USA within 12 months of the installation

EAST-SIDE SIDEWALK
IMPROVEMENTS
SECTION NO. 20-00038-00-SW
VILLAGE OF BERKELEY
COOK COUNTY
CONTRACT NO.: 61K59

date. The manufacturer will furnish a certificate acknowledging the same to the Engineer.

All Ductile Iron Pipe, fittings, castings, and other materials that are necessary to replace the fire hydrant as described above shall be included in the cost of this item.

All mechanical joints shall be restrained with Megalug retainer glands shall also be included in the cost of this item.

The exposed water main shall be encased within four (4) mil thick, high-density polyethylene tubing. All fittings shall be encased in a double-layer of polyethylene tubing. The polyethylene material shall be manufactured and installed in compliance with ANSI/AWWA C105/A21.5.

The existing water system will have to be shut down for the fire hydrant to be relocated. The Village of Berkeley's Public Works Department shall be given two (2) days advance notice of any work to be done by the Contractor that will involve the Village's existing water system. The Village Water Department shall be notified and the Engineer's approval must be obtained prior to any such work being undertaken by the Contractor.

The Village Water Department will offer assistance in any necessary shutdowns of existing water mains; however, it will be the Contractor's responsibility to provide any requested labor and equipment for making these shut downs.

The Contractor shall have all necessary materials and equipment on hand at the locations of the fire hydrant installation before the shutdowns are made. The shut-down period for the fire hydrant removal and replacement shall not exceed six (6) hours.

Basis of Payment: This item shall be paid for at the Contract unit price per Each for FIRE HYDRANTS TO BE RELOCATED WITH NEW HYDRANTS.

REMOVE AND RELOCATE SIGN PANEL AND POLE ASSEMBLY

This item includes the relocation of regulatory signs that are located in conflict with the proposed sidewalk. The sign panel and pole assemblies shall be relocated in accordance with Section 724 of the "Standard Specifications for Road and Bridge Construction".

The signs that need to be relocated are typically stop signs. The Contractor shall relocate the stop signs to the proper location based on the crosswalks that will be created with the proposed sidewalk. If necessary, this item shall include the temporary placement of stop signs until the existing stop signs and pole assemblies can be relocated to their final location.

Basis of Payment: This item shall be paid for at the Contract unit price per Each of REMOVE AND RELOCATE SIGN PANEL AND POLE ASSEMBLY.

CHAIN LINK FENCE REMOVAL (SPECIAL)

This item shall consist of the removal and disposal of the existing 4-foot-high chain link fence at 5101 St. Charles Road (southwest corner of St. Charles Road and Jerele Avenue).

The work includes the removal of all components of the existing chain link fence including any concrete used to anchor fence posts, bracing, guy wires, posts, and gates. All removed materials shall be disposed of outside the limits of the right-of-way according to Article 202.03 of the "Standard Specifications" and/or as directed by the Engineer.

Any concrete post footings shall be either broken up and removed or removed in one piece as determined by the Contractor and approved by the Engineer. The post holes shall be filled to meet existing grade. The cost of the backfill and placement of the backfill shall be included in the cost of this item.

All work shall be done in a workmanlike manner with care taken not to disturb the surrounding area. Any damage to the area caused by the Contractor's operations shall be repaired to the original condition at no expense to the Village.

This work will be measured for payment in feet, along the top of the existing fence, from center to center of end posts, including the length occupied by gates.

Basis of Payment: This item shall be paid for at the Contract unit price per Foot for CHAIN LINK FENCE REMOVAL (SPECIAL).

CHAIN LINK FENCE, 4' (SPECIAL)

This item shall consist of furnishing and installing a 4-foot-high chain link fence at 5101 St. Charles Road (southwest corner of St. Charles Road and Jerele Avenue).

The proposed fence to be installed under this item shall include galvanized steel chain link fence, four feet in height, posts anchored in concrete foundations, having top rail with brace. The fence installation shall include two 36" gates for access. The final dimensions shall be further defined and staked out by the Engineer prior to the start of construction. The fence material shall be 7 mil Polyvinylchloride coated 9-gauge galvanized 2" fabric, black in color. Posts shall be polyvinylchloride coated galvanized 2-7/8" posts for corners and 2-3/8" for intermediate posts.

Basis of Payment: This item shall be paid for at the Contract unit price per Foot for CHAIN LINK FENCE, 4' (SPECIAL).

DUST CONTROL WATERING

This work shall consist of the exclusive control of dust resulting from construction operations. Dust shall be controlled by the uniform application of sprinkled water and shall be applied only when

directed by the Engineer, in a manner meeting his approval.

All equipment used for this work shall meet the Engineer's approval. The contractor will be responsible for obtaining a hydrant meter from the Village of Berkeley's Water Department. All water used shall be properly documented by ticket or other approved means. The Village of Berkeley shall designate locations where the Contractor may obtain water. This work will be measured in units of gallons of water applied. One unit will be equivalent to 1,000 gallons of water applied.

Basis of Payment: This item shall be paid for at the Contract unit price per Unit for DUST CONTROL WATERING.

REMOVAL AND DISPOSAL OF REGULATED SUBSTANCES (PROJECT SPECIFIC)

Description. This work shall consist of the removal and disposal of regulated substances according to Section 669 of the Standard Specifications as revised below.

Contract Specific Sites. In March 2024, True North performed PSI field activities to evaluate soil conditions at the Site. The analytical results from the investigation were compared to the Maximum Allowable Concentrations (MAC) as referenced within the CCDD regulations, 35 IAC 1100, as well as the Tier I Soil Remediation Objectives (SROs) for the construction worker exposure scenario as provided in the Tiered Approach to Corrective Action Objectives regulations, 35 IAC 742 (742). Eight (8) soil samples were analyzed for the appropriate potential contaminants of concern associated with each individual REC and general characterization of soil conditions.

The results of this PSI demonstrated that soils did not exhibit concentrations of the analyzed constituents above the applicable MACs as referenced within the CCDD regulations except for the elevated total concentration of chromium in soil sample B-19. The RCRA Metal chromium was further evaluated for sample B-19 via the TCLP analytical method based on the CCDD regulations, data evaluation protocols identified within these regulations, and the total concentrations of chromium at this location. The TCLP analysis simulated leachable concentrations of the metal and the TCLP results were compared to the corresponding most stringent remediation objective established by the IEPA for the soil component of groundwater pathway per the CCDD regulations. The TCLP results indicate that the chromium concentration within the analyzed sample, B-19, was below the applicable MAC objective and is therefore compliant with CCDD standards.

Note that 2 borings had slightly elevated PID readings (B-3 & B-5). Due to these higher readings, PID screening is recommended in areas between St. Charles Road and the alley south of St. Charles Road.

Site :1414-1444 Lee Boulevard, Berkeley, Cook County

- Station 14+00 to Station 15+00, 0 to 33 feet RT and 0 to 33 feet LT on Lee Blvd. The Engineer has determined this material meets the criteria of and shall be managed in accordance with Article 669.05(b)(2). Contaminants of concern sampling parameter: PID readings.

Soil Disposal Analysis. When the waste material requires sampling for landfill disposal acceptance, the Contractor shall secure a written list of the specific analytical parameters and analytical methods required by the landfill. The Contractor shall collect and analyze the required

number of samples for the parameters required by the landfill using the appropriate analytical procedures. A copy of the required parameters and analytical methods (from landfill email or on landfill letterhead) shall be provided as Attachment 4A of the BDE 2733 (Regulated Substances Final Construction Report). The price shall include all sampling materials and effort necessary for collection and management of the samples, including transportation of samples from the job site to the laboratory. The Contractor shall be responsible for determining the specific disposal facilities to be utilized; and collect and analyze any samples required for disposal facility acceptance using a NELAP certified analytical laboratory registered with the State of Illinois.

A signed LPC-663 form has been included in these bidding documents for use with remaining project areas.

TRAFFIC CONTROL PLAN

Traffic Control shall be according to the applicable sections of the Standard Specifications, the Supplemental Specifications, the Illinois Manual on Uniform Traffic Control Devices for Streets, and highways,” any special details and Highway Standards, contained in the plans, and the Special Provisions contained herein.

Special attention is called to Article 107.09 of the Standard Specifications and the following highway Standards, Details, Quality Standard for Work Zone Traffic Control Devices, Recurring Special Provisions and Special Provisions contained herein, relating to traffic control.

The Contractor shall contact the District One Bureau of Traffic at least 72 hours in advance of beginning work.

STANDARDS 701006-05, 701011-04, 701301-04, 701311-03, 701501-06, 701502-09,
701701-10, 701801-06, 701901-09.

SPECIAL PROVISIONS

Public Convenience and Safety (District 1)
Maintenance of Roadways (District 1)
Temporary Information Signage (D-1)
Vehicle and Equipment Warning Lights (BDE)
Work Zone Traffic Control Devices (BDE)

DETAILS

Traffic Control and Protection for Sidewalks, Intersections, and Drive (TC-10)
District One Typical Pavement Markings (TC-13)
Arterial Road Information Sign (TC-22)
Driveway Entrance Signage (TC-26)

TEMPORARY INFORMATION SIGNING (D-1)

Effective: November 13, 1996

Revised: January 29, 2020

Description.

This work shall consist of furnishing, installing, maintaining, relocating for various states of construction and eventually removing temporary informational signs. Included in this item may be ground mount signs, skid mount signs, truss mount signs, bridge mount signs, and overlay sign panels which cover portions of existing signs.

Materials.

Materials shall be according to the following Articles of Section 1000 - Materials:

	<u>Item</u>	<u>Article/Section</u>
a.)	Sign Base (Note 1)	1090
b.)	Sign Face (Note 2)	1091
c.)	Sign Legends	1091
d.)	Sign Supports	1093
e.)	Overlay Panels (Note 3)	1090.02

Note 1. The Contractor may use 5/8 inch (16 mm) instead of 3/4 inch (19 mm) thick plywood.

Note 2. The sign face material shall be in accordance with the Department's Fabrication of Highway Signs Policy.

Note 3. The overlay panels shall be 0.08 inch (2 mm) thick.

GENERAL CONSTRUCTION REQUIREMENTS

Installation.

The sign sizes and legend sizes shall be verified by the Contractor prior to fabrication.

Signs which are placed along the roadway and/or within the construction zone shall be installed according to the requirements of Article 701.14 and Article 720.04. The signs shall be 7 ft (2.1 m) above the near edge of the pavement and shall be a minimum of 2 ft (600 mm) beyond the edge of the paved shoulder. A minimum of two (2) posts shall be used.

The attachment of temporary signs to existing bridges, sign structures or sign panels shall be approved by the Engineer. Any damage to the existing signs and/or structures due to the Contractor's operations shall be repaired or signs replaced, as determined by the Engineer, at the Contractor's expense.

Method of Measurement.

This work shall be measured for payment in square feet (square meters) edge to edge (horizontally and vertically).

All hardware, posts or skids, supports, bases for ground mounted signs, connections, which are

required for mounting these signs will be included as part of this pay item.

Basis Of Payment.

This work shall be paid for at the contract unit price per square foot (square meter) for TEMPORARY INFORMATION SIGNING.

PROTECTION OF EXISTING TREES

The Contractor shall be responsible for taking measures to minimize damage to the tree limbs, tree trunks, and tree roots at each work site. All such measures shall be included in the contract price for other work except that payment will be made for TEMPORARY FENCE, TREE ROOT PRUNING, and TREE PRUNING.

All work, materials and equipment shall conform to Section 201 and 1081 of the Standard Specifications except as modified herein.

A. Earth Saw Cut of Tree Roots (Root Pruning):

1. Whenever proposed excavation falls within a drip-line of a tree, the Contractor shall:
 - a. Root prune 6-inches behind and parallel to the proposed edge of trench a neat, clean vertical cut to a minimum depth directed by the Engineer through all affected tree roots.
 - b. Root prune to a maximum width of 4-inches using a reciprocating saw blade for cutting tree roots or similar cutting machine. Trenching machines will not be permitted.
 - c. Exercise care not to cut any existing utilities.
 - d. If during construction it becomes necessary to expose tree roots which have not been precut, the Engineer shall be notified and the Contractor shall provide a clean, vertical cut at the proper root location, nearer the tree trunk, as necessary, by means of hand-digging and trimming with chain saw or hand saw. Ripping, shredding, shearing, chopping, or tearing will not be permitted.
 - e. Top Pruning: When thirty percent (30%) or more of the root zone is pruned, an equivalent amount of the top vegetative growth or the plant material shall be pruned off within one (1) week following root pruning.
2. Whenever curb and gutter is removed for replacement, or excavation for removal of or construction of a structure is within the drip line/root zone of a tree, the

EAST-SIDE SIDEWALK
IMPROVEMENTS
SECTION NO. 20-00038-00-SW
VILLAGE OF BERKELEY
COOK COUNTY
CONTRACT NO.: 61K59

Contractor shall:

- a. Root prune 6-inches behind the curbing so as to neatly cut the tree roots.
 - b. Depth of cut shall be 12 inches for curb removal and replacement and 24 inches for structural work. Any roots encountered at a greater depth shall be neatly saw cut at no additional cost.
 - c. Locations where earth saw cutting of tree roots is required will be marked in the field by the Engineer.
3. All root pruning work is to be performed through the services of a licensed arborist to be approved by the Engineer.

Root pruning will be paid for at the contract unit price each for TREE ROOT PRUNING, which price shall be payment for all labor, materials, and equipment.

Tree limb pruning will be paid for at the contract unit price per each for TREE PRUNING (1 TO 10 INCH DIAMETER) and/or TREE PRUNING (OVER 10 INCH DIAMETER), which price shall include labor, materials, and equipment.

B. Temporary Fence:

1. The Contractor shall erect a temporary fence around all trees within the construction area to establish a “tree protection zone” before any work begins or any material is delivered to the jobsite. No work is to be performed (other than root pruning), materials stored or vehicles driven or parked within the “tree protection zone”.
2. The exact location and establishment of the “tree protection zone” fence shall be approved by the Engineer prior to setting the fence.
3. The fence shall be erected on three sides of the tree at the drip-line of the tree or as determined by the Engineer.
4. All work within the “tree protection zone” shall have the Engineer’s prior approval. All slopes and other areas not regarded should be avoided so that unnecessary damage is not done to the existing turf, tree root system ground cover.
5. The grade within the “tree protection zone” shall not be changed unless approved by the Engineer prior to making said changes or performing the work.

The fence shall be similar to wood lath snow fence (48 inches high), plastic poly-type or and other type of highly visible barrier approved by the Engineer. This fence shall be properly

maintained and shall remain up until final restoration unless the Engineer directs removal otherwise. Tree fence shall be supported using T-Post style fence posts. **Utilizing re-bar as a fence post will not be permitted.**

Temporary fence will be paid for at the contract unit price per foot for TEMPORARY FENCE, which price shall include furnishing, installing, maintaining, and removing.

C. Tree Limb Pruning:

1. The Contractor shall inspect the work site in advance and arrange with the Roadside Development Unit (847.705.4171) to have any tree limbs pruned that might be damaged by equipment operations at least one week prior to the start of construction. Any tree limbs that are broken by construction equipment after the initial pruning must be pruned correctly within 72 hours.
2. Top Pruning: When thirty percent (30%) or more of the root zone of a tree is pruned, an equivalent amount of the top vegetative growth or the plant material shall be pruned off within one (1) week following root pruning.

Tree limb pruning will be paid for at the contract unit price per each for TREE PRUNING (1 TO 10 INCH DIAMETER) and/or TREE PRUNING (OVER 10 INCH DIAMETER), which price shall include labor, materials, and equipment.

D. Removal of Driveway Pavement and Sidewalk:

1. In order to minimize the potential damage to the tree root system(s), the Contractor will not be allowed to operate any construction equipment or machinery within the "tree protection zone" located between the curb or edge of pavement and the right-of-way property line.
2. Sidewalk to be removed in the areas adjacent to the "tree protection zones" shall be removed with equipment operated from the street pavement. Removal shall be done by excavation equipment, or by hand, or a combination of these methods. The method of removal shall be approved by the Engineer prior to commencing any work.
3. Any pavement or pavement related work that is removed shall be immediately disposed of from the area and shall not be stockpiled or stored within the parkway area under any circumstances.

E. Backfilling:

1. Prior to placing the topsoil and/or sod, in areas outside the protection zone, the existing ground shall be disked to a depth no greater than one (1"), unless

otherwise directed by the Engineer. No grading will be allowed within the drip-line of any tree unless directed by the Engineer.

F. Damages:

1. In the event that a tree not scheduled for removal is injured such that potential irreparable damage may ensure, as determined by the Roadside Development Unit, the Contractor shall be required to remove the damage tree and replace it on a three to one (3:1) basis, at his own expense. The Roadside Development Unit will select replacement trees from the pay items already established in the contract.
2. The Contractor shall place extreme importance upon the protection and care of trees and shrubs which are to remain during all times of this improvement. It is of paramount importance that the trees and shrubs which are to remain are adequately protected by the Contractor and made safe from harm and potential damage from the operations and construction of this improvement. If the Contractor is found to be in violation of storage or operations within the “tree protection zone” or construction activities not approved by the Engineer, a penalty shall be levied against the Contractor with the monies being deducted from the contract. The amount of the penalty shall be two hundred fifty dollars (\$250.00) per occurrence per day.

MULCH PLACEMENT FOR EXISTING WOODY PLANTS

This work shall be done in accordance with the applicable portion of Section 253.02 (c) and Section 1081.06 of the Standard Specifications for Road and Bridge Construction.

Description: This work shall consist of furnishing, transporting, and spreading an approved shredded hardwood bark mulch to the depth specified in areas as shown in the plans or as directed by the Engineer.

Material: Hardwood bark mulch shall be clean, finely shredded mixed-hardwood bark meeting the following requirements:

- Material shall be free of sticks, leaves, stones, dirt clods, and other debris.
- Individual wood chips shall not exceed 2 inches (50 mm) in the largest dimension.

A sample must be supplied to the Roadside Development Unit for approval prior to performing any work. Allow a minimum of seven (7) working days prior to installation for approval.

Method: The grade, depth, and condition of the area must be approved by the Engineer prior to placement.

EAST-SIDE SIDEWALK
IMPROVEMENTS
SECTION NO. 20-00038-00-SW
VILLAGE OF BERKELEY
COOK COUNTY
CONTRACT NO.: 61K59

The Contractor shall spade a planting bed edge at approximately a 45-degree angle and to a depth of approximately 3-inches around the perimeter of the tree mulch ring, remove all weeds, litter, and plant debris prior to placement of the mulch. Remove any debris created in the spade edging process and dispose of as specified in Article 202.03. The Contractor shall repair the grade by raking and adding topsoil as needed, before mulching.

Mulch shall be applied at a depth of 4-inches around all plants within the entire mulched bed area or around each individual tree to form a mulch ring. Trees with a diameter of 15 inches or less will have a minimum 6 - foot diameter mulch ring and trees with a diameter of 16 inches or greater will have a minimum 8 – foot diameter mulch ring. An excess of 4-inches of mulch is unacceptable and excess shall be removed. Mulch shall not be tapered so that no mulch shall be placed within 6-inches of the shrub base or trunk to allow the root flare to be exposed and shall be free of mulch contact.

The shredded mulch shall be placed according at the required depth as specified in the plans for planting trees, shrubs, vines and perennial plants. Care shall be taken not to bury leaves, stems, or vines under mulch material. Mulch shall not be in contact with the base of the trunk. Mulch volcanos are unacceptable.

All finished mulch areas shall be left smooth and level to maintain uniform surface and appearance.

After the mulch placement, any debris or piles of material shall be immediately removed from the right of way, including raking excess mulch out of turf areas.

Method of Measurement: Mulch placement will be measured in place to the depth specified in square yards. Areas not meeting the depth specified shall not be measured for payment.

Basis of Payment: This work will be paid for at the contract unit price per square yard for MULCH PLACEMENT, of the thickness specified. Payment shall include all costs for materials, equipment and labor required to complete the work specified herein, including the cost of removing and disposing of any debris. Any mulch placement included as part of the work in other work items will not be measured separately for payment.

PLANTING WOODY PLANTS

This work shall consist of planting woody plants as specified in Section 253 of the Standard Specifications with the following revisions:

Delete Article 253.03 Planting Time and substitute the following:

Spring Planting. This work shall be performed between March 15th and May 31st except that evergreen planting shall be performed between March 15th and April 30th in the northern zone.

Add the following to Article 253.03 (a) (2) and (b):

All plants shall be obtained from Illinois Nurserymen's Association or appropriate state chapter nurseries. All trees and shrubs shall be dug prior to leafing out (bud break) in the spring or when plants have gone dormant in the fall, except for the following species which are only to be dug prior to leafing out in the spring:

- Red Maple (*Acer rubra*)
- Alder (*alnus spp.*)
- Buckeye (*Aesculus spp.*)
- Birch (*Betulus spp.*)
- American Hornbeam (*Carpinus caroliniana*)
- Hickory (*Carya spp.*)
- Eastern Redbud (*Cercis spp.*)
- American Yellowwood (*Cladrastis kentuckea spp.*)
- Corylus (Filbert *spp.*)
- Hawthorn (*Crataegus spp.*)
- Walnut (*Juglans spp.*)
- Sweetgum (*Liquidambar spp.*)
- Tuliptree (*Liriodendron spp.*)
- Dawn Redwood (*Metasequoia spp.*)
- Black Tupelo (*Nyssa sylvatica*)
- American Hophornbeam (*Ostrya virginiana*)
- Planetree (*Platanus spp.*)
- Poplar (*Populus spp.*)
- Cherry (*Prunus spp.*)
- Oak (*Quercus spp.*)
- Willow (*Salix spp.*)
- Sassafras (*Sassafras albidum*)
- Baldcypress (*Taxodium distichum*)
- Broadleaf Evergreens (all)
- Vines (all)

Fall Planting. This work shall be performed between October 1 and November 30 except that evergreen planting shall be performed between August 15 and October 15.

Planting dates are dependent on species of plant material and weather. Planting might begin or end prior or after above dates as approved by the Engineer. Do not plant when soil is muddy or during frost.

Add the following to Article 253.05 Transportation:

Cover plants during transport to prevent desiccation. Plant material transported without cover shall be automatically rejected. During loading and unloading, plants shall be handled such that stems are not stressed, scraped, or broken and that root balls are kept intact.

Delete the third sentence of Article 253.07 and substitute the following:

Trees must be installed first to establish proper layout and to avoid damage to other plantings such as shrubs and perennials.

The Contractor shall be responsible for all tree, shrub, and vine layout. The layout must be performed by qualified personnel. The planting locations must be laid out as shown in the landscape plan. This will require the use of an engineer's scale to determine dimensions.

Tree and shrub locations within each planting area shall be marked with different color stakes/flags and labeled to denote the different tree and shrub species.

Shrub and vine beds will first be marked out with flags to delineate the perimeter of the planting bed. Once the planting bed has been approved by the Roadside Development Unit, the perimeter shall be painted prior to the removal of the flags and turf. The removal of the existing turf will be by a method approved by the Engineer.

Prior to shrub, vine installation, all plants shall be placed above ground or planting locations clearly marked out.

All utilities shall have been marked prior to contacting the Roadside Development Unit. The Engineer will contact the Roadside Development Unit at (847) 705-4171 to approve the layout prior to installation. Allow a minimum of seven (7) working days prior to installation for approval.

Delete the first paragraph to Article 253.08 Excavation of Plant Holes and substitute with the following:

Protect structures, utilities, sidewalks, bicycle paths, knee walls, fences, pavements, utility boxes, other facilities, lawns and existing plants from damage caused by planting operations. Excavation of the planting hole may be performed by either hand, machine excavator, or auger.

The excavated material shall not be stockpiled on turf, in ditches, or used to create enormous water saucer berms around newly installed trees or shrubs. Remove all excess excavated subsoil from the site and dispose as specified in Article 202.03.

Delete the second sentence of Article 253.08 Excavation of Plant Holes (a) and the third paragraph of Article 253.08(b) and substitute with the following:

Excavation of planting hole width. Planting holes for trees, shrubs, and vines shall be three

EAST-SIDE SIDEWALK
IMPROVEMENTS
SECTION NO. 20-00038-00-SW
VILLAGE OF BERKELEY
COOK COUNTY
CONTRACT NO.: 61K59

times the diameter of the root mass and with 45-degree sides sloping down to the base of the root mass to encourage rapid root growth. Roots can become deformed by the edge of the hole if the hole is too small and will hinder root growth.

Planting holes dug with an auger shall have the sides cut down with a shovel to eliminate the glazed, smooth sides and create sloping sides.

Excavation of planting hole depth. The root flare shall be visible at the top of the root mass. If the trunk flare is not visible, carefully remove soil from around the trunk until the root flare is visible without damaging the roots. Remove excess soil until the top of the root mass exposes the root collar.

The root flare shall always be slightly above the surface of the surrounding soil. The depth of the hole shall be equal to the depth of the root mass minus one (1) inch allowing the tree or shrub to sit one (1) inch higher than the surrounding soil surface for trees that have a 1-inch caliper or smaller. The depth of the hole shall be equal to the depth of the root mass minus two (2) inches allowing the tree or shrub to sit two (2) inches higher than the surrounding soil surface for trees that have a 2-inch caliper or larger.

For stability, the root mass shall sit on existing undisturbed soil. If the hole was inadvertently dug too deep, backfill and recompact the soil to the correct depth.

Excavation of planting hole on slopes. Excavate away the slope above the planting hole to create a flattened area uphill of the planting hole to prevent the uphill roots from being buried too deep. Place the excess soil on the downslope of the planting hole to extend the planting shelf to ensure roots on the downhill side of the tree remain buried. The planting hole shall be three times the diameter of the root mass and saucer shaped. The hole may be a bit elongated to fit the contour of the slope as opposed to the typical round hole on flat ground.

Add backfill to create a small berm on the downhill portion of the planting shelf to trap water and encourage movement into the soil to increase water filtration around the tree. Smooth out the slope above the plant where you have cut into the soil so the old slope and the new slope transition together smoothly.

Add the following to Article 253.08 Excavation of Plant Holes (b):

When planting shrubs in shrub beds or vines in vine beds as shown on the plans or as directed by the Engineer, the Contractor will contact the Roadside Development Unit at (847) 705-4171 to approve the layout prior to removing the existing turf. The removal of the existing turf will be by a method approved by the Engineer. Areas damaged outside the delineated planting beds shall be restored at the Contractor's expense.

Spade a planting bed edge at approximately a 45-degree angle and to a depth of approximately 3-inches around the perimeter of the shrub bed prior to placement of the mulch. Remove any

debris created in the spade edging process and dispose of as specified in Article 202.03.

Delete Article 253.09 (b) Pruning and substitute with the following:

Deciduous Shrubs. Shrubs shall be pruned to remove dead, conflicting, or broken branches and shall preserve the natural form of the shrub.

Delete the third and fourth paragraphs of Article 253.10 Planting Procedures and Article 253.10 (a) and substitute the following:

Approved watering equipment shall be at the immediate work site area and in operational condition PRIOR TO STARTING the planting operation and DURING all planting operations OR PLANTING WILL NOT BE ALLOWED.

All plants shall be placed in a plumb position and avoid the appearance of leaning. Confirm the tree is straight from two directions prior to backfilling.

Before the plant is placed in the hole, any paper or cardboard trunk wrap shall be removed. Check that the trunk is not damaged. Any soil covering the tree's root flare shall be removed to expose the crown prior to planting.

Check the depth of the root ball in the planting hole. With the root flare exposed, one-inch caliper trees shall be set one inch higher than the surrounding soil and two-inch and larger caliper trees shall be set two inches higher than the surrounding soil. The root flare shall always be slightly above the surface of the surrounding soil. For stability, the root ball shall sit on existing undisturbed soil. If the hole was inadvertently dug too deep, backfill and recompact the soil to the correct depth.

After the plant is placed in the hole, all cords and burlap shall be removed from the trunk. Remove the wire basket from the top three quarters (3/4) of the root ball. The remaining burlap shall be loosened and scored to provide the root system quick contact with the soil. All ropes or twine shall be removed from the root ball and tree trunk. All materials shall be disposed of properly.

The plant hole shall be backfilled with the same soil that was removed from the hole. Clay soil clumps shall be broken up as much as possible. Where rocks, gravel, heavy clay, or other debris are encountered, clean topsoil shall be used. Do not backfill excavation with subsoil.

The hole shall be 1/3 filled with soil and firmly packed to assure the plant remains in plumb, then saturated with water. After the water has soaked in, complete the remaining backfill in 8" lifts, tamping the topsoil to eliminate voids, and then the hole shall be saturated again. Maintain plumb during backfilling. Backfill to the edge of the root mass and do not place any soil on top of the root mass. Visible root flare shall be left exposed, uncovered by the addition of soil.

Add the following to Article 253.10 (b):

After removal of the container, inspect the root system for circling, matted or crowded roots at the container sides and bottom. Using a sharp knife or hand pruners, prune, cut, and loosen any parts of the root system requiring corrective action.

Delete the first sentence of Article 253.10(e) and substitute with the following:

Water Saucer. All plants placed individually and not specified to be bedded with other plants, shall have a water saucer constructed of soil by mounding up the soil 4-inches high x 8-inches wide outside the edge of the planting hole.

Delete Article 253.11 and substitute the following:

Individual trees, shrubs, shrub beds, and vines shall be mulched within 48 hours after being planted. No weed barrier fabric will be required for tree and shrub plantings.

The mulch shall consist of wood chips or shredded tree bark free not to exceed two (2) inches in its largest dimension, free of foreign matter, sticks, stones, and clods. Mulch shall be aged in stockpiles for a minimum of four (4) months where interior temperatures reach a minimum of 140-degrees. The mulch shall be free from inorganic materials, contaminants, fuels, invasive weed seeds, disease, harmful insects such as emerald ash borer or any other type of material detrimental to plant growth. A sample must be supplied to the Roadside Development Unit for approval prior to performing any work. Allow a minimum of seven (7) working days prior to installation for approval.

Mulch shall be applied at a depth of 4-inches around all plants within the entire mulched bed area or around each individual tree forming a minimum 5-foot diameter mulch ring around each tree. An excess of 4-inches of mulch is unacceptable, and excess shall be removed. Mulch shall not be tapered so that no mulch shall be placed within 6-inches of the shrub base or trunk to allow the root flare to be exposed and shall be free of mulch contact.

Care shall be taken not to bury leaves, stems, or vines under mulch material. All finished mulch areas shall be left smooth and level to maintain uniform surface and appearance. After the mulch placement, any debris or piles of material shall be immediately removed from the right of way, including raking excess mulch out of turf areas in accordance with Article 202.03.

Delete Article 253.12 Wrapping and substitute the following:

Within 48 hours after planting, screen mesh shall be wrapped around the trunk of all deciduous trees with a caliper of 1-inch or greater. Multi-stem or clump form trees, with individual stems having a caliper of 1-inch or greater, shall have each stem wrapped separately. The screen mesh shall be secured to itself with staples or single wire strands tied to the mesh. Trees shall be wrapped at time of planting, before the installation of mulch. The lower edge of the screen wire shall be in continuous contact with the ground and shall extend up to a minimum of 36-inches or

to the lowest major branch, whichever is less. Replacement plantings shall not be wrapped.

Delete Article 253.13 Bracing and substitute with the following:

Unless otherwise specified by the Engineer, within 48 hours after planting all deciduous and evergreen trees, with the exception of multi-stem or clump form specimens, over 8-feet in height shall require three 6-foot long steel posts so placed that they are equidistant from each other and adjacent to the outside of the ball. The posts shall be driven vertically to a depth of 18-inches below the bottom of the hole. The anchor plate shall be aligned perpendicular to a line between the tree and the post. The tree shall be firmly attached to each post with a double guy of 14-gauge steel wire. The portion of the wire in contact with the tree shall be encased in a hose of a type and length approved by the Engineer.

During the life of the contract, within 72 hours the Contractor shall straighten any tree that deviates from a plumb position. The Contractor shall adjust backfill compaction and install or adjust bracing on the tree as necessary to maintain a plumb position. Replacement trees shall not be braced.

Delete the second sentence of the first paragraph of Article 253.14 Period of Establishment and substitute the following:

This period shall begin in April and end in November of the same year.

Delete the first paragraph of Article 253.15 Plant Care and substitute the following:

During the period of establishment, the Contractor shall properly care for all plants including weeding, watering, adjusting of braces, repair of water saucers, pruning, cultivating, tightening, and repairing supports, repair of wrapping, and furnishing and applying sprays as necessary to keep the plants free of insects and disease, or other work which is necessary to maintain the health and satisfactory appearance of the plantings. The Contractor shall provide plant care a minimum of every two weeks, or within 36 hours following notification by the Engineer. All requirements for plant care shall be considered as included in the cost of the contract.

Delete the first paragraph of Article 253.15 Plant Care (a) and substitute with the following:

During the period of establishment, watering (initial) shall be performed at least every 30 days following installation during the months of May through November and is included in the cost of the contract unit price per each for TREES, SHRUBS, or VINES, of the species, root type, and plant size specified. The Contractor shall apply per week a minimum of 15 gallons of water per tree, 10 gallons per large shrub, 5 gallons per small shrub, and 2 gallons per vine.

Additional watering will be done once a week (3 times a month) following installation during the months of May through November. Any required additional watering in between the regularly

scheduled (initial) watering(s) will be paid for as Supplemental Watering.

Special consideration in determining water needs must be given during extreme weather conditions or if plants exhibit any signs of stress in between the regularly scheduled every thirty-day watering during the period of establishment. Water immediately if plants show signs of wilting or if top (1) inch to two (2) inches of soil is dry. Water to ensure that moisture penetrates throughout the root zone, including the surrounding soil, and only as frequently as necessary to maintain healthy growth. **Do not overwater.**

The Engineer may direct the Contractor to adjust the watering rate and frequency depending upon weather conditions. Should excess moisture prevail, the Engineer may delete any or all the additional watering cycles.

Add the following to Article 253.15 Plant Care (c):

The contractor shall correct any vine growing across the ground plane that should be growing up desired vertical element (noise wall, retaining wall, fence, knee wall, etc.). Work may include but is not limited to carefully weaving vines through fence and/or taping vines to vertical elements.

Add the following to Article 253.15 Plant Care (d):

The Contractor shall inspect all trees, shrubs, and vines for pests and diseases at least every two weeks during the months of initial planting through final acceptance. Contractor must identify and monitor pest and diseases and determine action required to maintain the good appearance, health, and top performance of all plant material. Contractor shall notify the Engineer with their inspection findings and recommendations within twenty-four (24) hours of findings. The recommendations for action by the Contractor must be reviewed and by the Engineer for approval/rejection. All approved corrective activities will be considered as included in the cost of the contract and shall be performed within thirty-six (36) hours following notification by the Engineer.

Add the following to Article 253.16 Method of Measurement:

Additional Watering will be measured for payment as specified in Supplemental Watering.

Delete Article 253.17 Basis of Payment and substitute the following:

This work will be paid for at the contract unit price per each for TREES, SHRUBS, or VINES, of the species, root type, and plant size specified, and per unit for SEEDLINGS. The unit price shall include the cost of all materials, equipment, labor, plant care, removal, disposal, and incidentals required to complete the work as specified herein and to the satisfaction of the Engineer. Payment will be made according to the following schedule:

- (a) Initial Payment. Upon completion of planting, mulching, wrapping, and

bracing, 75 percent of the pay item(s) will be paid.

- (b) Final Payment. Upon inspection and acceptance of the plant material, or upon execution of a third-party bond, the remaining 25 percent of the pay item(s) will be paid.”
- (c) Additional Watering will be paid for as specified in SUPPLEMENTAL WATERING.

SUPPLEMENTAL WATERING

This work will include watering sod, trees, shrubs, vines, and perennials at the rates specified and as directed by the Engineer.

Schedule: Watering will only begin after the successful completion of all period of establishment requirements. Water trees, shrubs, and vines every 7 days throughout the growing season (April 1 to November 30). Water perennials, plugs, and sod a minimum of twice a week. The Engineer may direct the Contractor to adjust the watering rate and frequency depending upon weather conditions.

Watering must be completed in a timely manner. When the Engineer directs the Contractor to do supplemental watering, the Contractor must begin the watering operation within 24 hours of notice. **The Contractor shall give an approximate time window of when they will begin at the work location to the Engineer. The Engineer shall be present during the watering operation.** A minimum of 10 units of water per day must be applied until the work is complete.

Should the Contractor fail to complete the work on a timely basis or within such extended times as may have been allowed by the Department, the Contractor shall be liable to the Department liquidated damages as outlined in the **“Failure to Complete Plant Care and Establishment Work on Time” special provision.**

In fixing the damages as set out herein, the desire is to establish a mode of calculation for the work since the Department’s actual loss, in the event of delay, cannot be predetermined, would be difficult of ascertainment, and a matter of argument and unprofitable litigation. This said mode is an equitable rule for measurement of the Department’s actual loss and fairly takes into account the loss of the trees if the watering is delayed. The Department shall not be required to provide any actual loss in order to recover these liquidated damages provided herein, as said damages are very difficult to ascertain. Furthermore, no provision of this clause shall be construed as a penalty, as such is not the intention of the parties.

A calendar day is every day shown on the calendar and starts at 12:00 midnight and ends at the following 12:00 midnight, twenty-four hours later.

Source of Water: The Contractor shall notify the Engineer of the source of water used and provide written certification that the water does not contain chemicals harmful to plant growth.

EAST-SIDE SIDEWALK
IMPROVEMENTS
SECTION NO. 20-00038-00-SW
VILLAGE OF BERKELEY
COOK COUNTY
CONTRACT NO.: 61K59

Rate of Application: The normal rates of application for watering are as follows. The Engineer will adjust these rates as needed depending upon weather conditions.

- 35 gallons per tree
- 25 gallons per large shrub
- 15 gallons per small shrub
- 4 gallons per vine
- 3 gallons per perennial plant (Gallon)
- 2 gallons per perennial plant (Quart)
- 2 gallons per perennial plant (Plug)
- 27 gallons per square yard for Sodded Areas

Method of Application: A spray nozzle that does not damage small plants must be used when watering all vegetation. Water shall be applied at the base of the plant to keep as much water as possible off plant leaves. An open hose may be used to water trees, shrubs, and seedlings if mulch and soil are not displaced by watering. The water shall be applied to individual plants in such a manner that the plant hole shall be saturated without allowing the water to overflow beyond the earthen saucer. Watering of plants in beds shall be applied in such a manner that all plant holes are uniformly saturated without allowing the water flow beyond the periphery of the bed. Water shall slowly infiltrate into soil and completely soak the root zone. The Contractor must supply metering equipment as needed to assure the specified application rate of water.

Method of Measurement: Supplemental watering will be measured in units of 1000 gallons of water applied as directed.

Basis of Payment: This work will be paid for at the contract unit price per unit of SUPPLEMENTAL WATERING, measured as specified. Payment will include the cost of all water, equipment and labor needed to complete the work specified herein and to the satisfaction of the Engineer.

HOT-MIX ASPHALT – MIXTURE DESIGN VERIFICATION AND PRODUCTION (D1)

Effective: January 1, 2019

Revised: December 1, 2021

Add to Article 1030.05 (d)(3) of the Standard Specifications to read:

“ During mixture design, prepared samples shall be submitted to the District laboratory by the Contractor for verification testing. The required testing, and number and size of prepared samples submitted, shall be according to the following tables.

EAST-SIDE SIDEWALK
IMPROVEMENTS
SECTION NO. 20-00038-00-SW
VILLAGE OF BERKELEY
COOK COUNTY
CONTRACT NO.: 61K59

High ESAL – Required Samples for Verification Testing	
Mixture	Hamburg Wheel and I-FIT Testing ^{1/2/}
Binder	total of 3 - 160 mm tall bricks
Surface	total of 4 - 160 mm tall bricks

Low ESAL – Required Samples for Verification Testing	
Mixture	I-FIT Testing ^{1/2/}
Binder	1 - 160 mm tall brick
Surface	2 - 160 mm tall bricks

1/ The compacted gyratory bricks for Hamburg wheel and I-FIT testing shall be 7.5 ± 0.5 percent air voids.

2/ If the Contractor does not possess the equipment to prepare the 160 mm tall brick(s), twice as many 115 mm tall compacted gyratory bricks will be acceptable.

Revise the fourth paragraph of Article 1030.10 of the Standard Specifications to read:

“When a test strip is not required, each HMA mixture shall still be sampled on the first day of production: I-FIT and Hamburg wheel testing for High ESAL; I-FIT testing for Low ESAL. Within two working days after sampling the mixture, the Contractor shall deliver gyratory cylinders to the District laboratory for Department verification testing. The High ESAL mixture test results shall meet the requirements of Articles 1030.05(d)(3) and 1030.05(d)(4). The Low ESAL mixture test results shall meet the requirements of Article 1030.05(d)(4). The required number and size of prepared samples submitted for the Hamburg wheel and I-FIT testing shall be according to the “High ESAL - Required Samples for Verification Testing” table in Article 1030.05(d)(3) above.” Add the following to the end of Article 1030.10 of the Standard Specifications to read:

“Mixture sampled during first day of production shall include approximately 60 lb (27 kg) of additional material for the Department to conduct Hamburg wheel testing and approximately 80 lb (36 kg) of additional material for the Department to conduct I-FIT testing. Within two working days after sampling, the Contractor shall deliver prepared samples to the District laboratory for verification testing. The required number and size of prepared samples submitted for the Hamburg wheel and I-FIT testing shall be according to the “High ESAL - Required Samples for Verification Testing” table in Article 1030.05(d)(3) above.”

ADJUSTMENTS AND RECONSTRUCTIONS (D1)

Effective: March 15, 2011

Revised: October 1, 2021

Revise the first paragraph of Article 602.04 to read:

“602.04 Concrete. Cast-in-place concrete for structures shall be constructed of Class SI concrete according to the applicable portions of Section 503. Cast-in-place concrete for pavement patching around adjustments and reconstructions shall be constructed of Class PP-2 concrete, unless otherwise noted in the plans, according to the applicable portions of Section 1020.”

Revise the third, fourth and fifth sentences of the second paragraph of Article 602.11(c) to read:

“Castings shall be set to the finished pavement elevation so that no subsequent adjustment will be necessary, and the space around the casting shall be filled with Class PP-2 concrete, unless otherwise noted in the plans, to the elevation of the surface of the base course or binder course. HMA surface or binder course material shall not be allowed. The pavement may be opened to traffic according to Article 701.17(e)(3)b.”

Revise Article 603.05 to read:

“603.05 Replacement of Existing Flexible Pavement. After the castings have been adjusted, the surrounding space shall be filled with Class PP-2 concrete, unless otherwise noted in the plans, to the elevation of the surface of the base course or binder course. HMA surface or binder course material shall not be allowed. The pavement may be opened to traffic according to Article 701.17(e)(3)b.”

Revise Article 603.06 to read:

“603.06 Replacement of Existing Rigid Pavement. After the castings have been adjusted, the pavement and HMA that was removed, shall be replaced with Class PP-2 concrete, unless otherwise noted in the plans, not less than 9 in. (225 mm) thick. The pavement may be opened to traffic according to Article 701.17(e)(3)b.
The surface of the Class PP concrete shall be constructed flush with the adjacent surface.”

Revise the first sentence of Article 603.07 to read:

“603.07: Protection Under Traffic. After the casting has been adjusted and the Class PP concrete has been placed, the work shall be protected by a barricade and two lights according to Article 701.17(e)(3)b.”

PUBLIC CONVENIENCE AND SAFETY (D1)

Effective: May 1, 2012

Revised: July 15, 2012

Add the following to the end of the fourth paragraph of Article 107.09:

“If the holiday is on a Saturday or Sunday, and is legally observed on a Friday or Monday, the length of Holiday Period for Monday or Friday shall apply.”

Add the following sentence after the Holiday Period table in the fourth paragraph of Article 107.09:

“The Length of Holiday Period for Thanksgiving shall be from 5:00 AM the Wednesday prior to 11:59 PM the Sunday After.”

Delete the fifth paragraph of Article 107.09 of the Standard Specifications:

“On weekends, excluding holidays, roadways with Average Daily Traffic of 25,000 or greater, all lanes shall be open to traffic from 3:00 P.M. Friday to midnight Sunday except where structure construction or major rehabilitation makes it impractical.”

FRICITION AGGREGATE (D-1)

Effective: January 1, 2011

Revised: December 1, 2021

Revise Article 1004.03(a) of the Standard Specifications to read:

“**1004.03 Coarse Aggregate for Hot-Mix Asphalt (HMA).** The aggregate shall be according to Article 1004.01 and the following.

(a) Description. The coarse aggregate for HMA shall be according to the following table.

Use	Mixture	Aggregates Allowed
Class A	Seal or Cover	<u>Allowed Alone or in Combination</u> ^{5/} : Gravel Crushed Gravel Carbonate Crushed Stone Crystalline Crushed Stone Crushed Sandstone Crushed Slag (ACBF) Crushed Steel Slag Crushed Concrete

EAST-SIDE SIDEWALK
IMPROVEMENTS
SECTION NO. 20-00038-00-SW
VILLAGE OF BERKELEY
COOK COUNTY
CONTRACT NO.: 61K59

Use	Mixture	Aggregates Allowed		
HMA Low ESAL	Stabilized Subbase or Shoulders	<u>Allowed Alone or in Combination</u> ^{5/} : Gravel Crushed Gravel Carbonate Crushed Stone Crystalline Crushed Stone Crushed Sandstone Crushed Slag (ACBF) Crushed Steel Slag ^{1/} Crushed Concrete		
HMA High ESAL Low ESAL	Binder IL-19.0 or IL-19.0L SMA Binder	<u>Allowed Alone or in Combination</u> ^{5/ 6/} : Crushed Gravel Carbonate Crushed Stone ^{2/} Crystalline Crushed Stone Crushed Sandstone Crushed Slag (ACBF) Crushed Concrete ^{3/}		
HMA High ESAL Low ESAL	C Surface and Binder IL-9.5 IL-9.5FG or IL-9.5L	<u>Allowed Alone or in Combination</u> ^{5/} : Crushed Gravel Carbonate Crushed Stone ^{2/} Crystalline Crushed Stone Crushed Sandstone Crushed Slag (ACBF) Crushed Steel Slag ^{4/} Crushed Concrete ^{3/}		
HMA High ESAL	D Surface and Binder IL-9.5 or IL-9.5FG	<u>Allowed Alone or in Combination</u> ^{5/} : Crushed Gravel Carbonate Crushed Stone (other than Limestone) ^{2/} Crystalline Crushed Stone Crushed Sandstone Crushed Slag (ACBF) Crushed Steel Slag ^{4/}		
		<u>Other Combinations Allowed:</u>		
		<table border="1" style="width: 100%; border-collapse: collapse;"> <tr> <td style="width: 50%; text-align: center;"><i>Up to...</i></td> <td style="width: 50%; text-align: center;"><i>With...</i></td> </tr> <tr> <td style="text-align: center;">25% Limestone</td> <td style="text-align: center;">Dolomite</td> </tr> </table>	<i>Up to...</i>	<i>With...</i>
<i>Up to...</i>	<i>With...</i>			
25% Limestone	Dolomite			

EAST-SIDE SIDEWALK
IMPROVEMENTS
SECTION NO. 20-00038-00-SW
VILLAGE OF BERKELEY
COOK COUNTY
CONTRACT NO.: 61K59

Use	Mixture	Aggregates Allowed	
		50% Limestone	Any Mixture D aggregate other than Dolomite
		75% Limestone	Crushed Slag (ACBF) or Crushed Sandstone
HMA High ESAL	E Surface IL-9.5 SMA Ndesign 80 Surface	<u>Allowed Alone or in Combination</u> ^{5/ 6/} : Crushed Gravel Crystalline Crushed Stone Crushed Sandstone Crushed Slag (ACBF) Crushed Steel Slag No Limestone.	
		<u>Other Combinations Allowed:</u>	
		<i>Up to...</i>	<i>With...</i>
		50% Dolomite ^{2/}	Any Mixture E aggregate
		75% Dolomite ^{2/}	Crushed Sandstone, Crushed Slag (ACBF), Crushed Steel Slag, or Crystalline Crushed Stone
		75% Crushed Gravel ^{2/}	Crushed Sandstone, Crystalline Crushed Stone, Crushed Slag (ACBF), or Crushed Steel Slag

EAST-SIDE SIDEWALK
IMPROVEMENTS
SECTION NO. 20-00038-00-SW
VILLAGE OF BERKELEY
COOK COUNTY
CONTRACT NO.: 61K59

Use	Mixture	Aggregates Allowed		
HMA High ESAL	F Surface IL-9.5 SMA Ndesign 80 Surface	<u>Allowed Alone or in Combination</u> ^{5/ 6/} :		
		Crystalline Crushed Stone Crushed Sandstone Crushed Slag (ACBF) Crushed Steel Slag No Limestone.		
		<u>Other Combinations Allowed:</u>		
		<table border="1" style="width: 100%;"> <tr> <td style="width: 50%;"><i>Up to...</i></td> <td style="width: 50%;"><i>With...</i></td> </tr> <tr> <td>50% Crushed Gravel^{2/} or Dolomite^{2/}</td> <td>Crushed Sandstone, Crushed Slag (ACBF), Crushed Steel Slag, or Crystalline Crushed Stone</td> </tr> </table>	<i>Up to...</i>	<i>With...</i>
<i>Up to...</i>	<i>With...</i>			
50% Crushed Gravel ^{2/} or Dolomite ^{2/}	Crushed Sandstone, Crushed Slag (ACBF), Crushed Steel Slag, or Crystalline Crushed Stone			

- 1/ Crushed steel slag allowed in shoulder surface only.
- 2/ Carbonate crushed stone (limestone) and/or crushed gravel shall not be used in SMA Ndesign 80.
- 3/ Crushed concrete will not be permitted in SMA mixes.
- 4/ Crushed steel slag shall not be used as binder.
- 5/ When combinations of aggregates are used, the blend percent measurements shall be by volume.”
- 6/ Combining different types of aggregate will not be permitted in SMA Ndesign 80.”

HOT-MIX ASPHALT BINDER AND SURFACE COURSE (D-1)

Effective: November 1, 2019

Revised: December 1, 2021

Description. This work shall consist of constructing a hot-mix asphalt (HMA) binder and/or surface course on a prepared base. Work shall be according to Sections 406 and 1030 of the Standard Specifications, except as modified herein.

Materials. Revise Article 1004.03(c) to read:

“(c) Gradation. The coarse aggregate gradations shall be listed in the following table.

Use	Size/Application	Gradation No.
Class A-1, A-2, & A-3	3/8 in. (10 mm) Seal	CA 16 or CA 20

EAST-SIDE SIDEWALK
IMPROVEMENTS
SECTION NO. 20-00038-00-SW
VILLAGE OF BERKELEY
COOK COUNTY
CONTRACT NO.: 61K59

Class A-1	1/2 in. (13 mm) Seal	CA 15
Class A-2 & A-3	Cover Coat	CA 14
HMA High ESAL	IL-19.0. Stabilized Subbase IL-19.0	CA 11 ^{1/}
	SMA 12.5 ^{2/}	CA 13 ^{4/} , CA 14, or CA 16
	SMA 9.5 ^{2/}	CA 13 ^{3/4/} or CA 16 ^{3/}
	IL-9.5	CA 16, CM 13 ^{4/}
	IL-9.5FG	CA 16
HMA Low ESAL	IL-19.0L	CA 11 ^{1/}
	IL-9.5L	CA 16

- 1/ CA 16 or CA 13 may be blended with the CA 11.
- 2/ The coarse aggregates used shall be capable of being combined with the fine aggregates and mineral filler to meet the approved mix design and the mix requirements noted herein.
- 3/ The specified coarse aggregate gradations may be blended.
- 4/ CA 13 shall be 100 percent passing the 1/2 in. (12.5mm) sieve.”

Revise Article 1004.03(e) of the Supplemental Specifications to read:

“(e) Absorption. For SMA the coarse aggregate shall also have water absorption ≤ 2.0 percent.”

HMA Nomenclature. Revise the “High ESAL” portion of the table in Article 1030.01 to read:

“High ESAL	Binder Courses	IL-19.0, IL-9.5, IL-9.5FG, IL-4.75, SMA 12.5, Stabilized Subbase IL-19.0
	Surface Courses	IL-9.5, IL-9.5FG, SMA 12.5, SMA 9.5”

Revise Note 2. and add Note 6 to Article 1030.02 of the Standard Specifications to read:

“Item	Article/Section
(g) Performance Graded Asphalt Binder (Note 6)	1032
(h) Fibers (Note 2)	

Note 2. A stabilizing additive such as cellulose or mineral fiber shall be added to the SMA

EAST-SIDE SIDEWALK
IMPROVEMENTS
SECTION NO. 20-00038-00-SW
VILLAGE OF BERKELEY
COOK COUNTY
CONTRACT NO.: 61K59

mixture according to Illinois Modified AASHTO M 325. The stabilizing additive shall meet the Fiber Quality Requirements listed in Illinois Modified AASHTO M 325. Prior to approval and use of fibers, the Contractor shall submit a notarized certification by the producer of these materials stating they meet these requirements. Reclaimed Asphalt Shingles (RAS) may be used in Stone Matrix Asphalt (SMA) mixtures designed with an SBA polymer modifier as a fiber additive if the mix design with RAS included meets AASHTO T305 requirements. The RAS shall be from a certified source that produces either Type I or Type 2. Material shall meet requirements noted herein and the actual dosage rate will be determined by the Engineer.

Note 6. The asphalt binder shall be an SBS PG 76-28 when the SMA is used on a full-depth asphalt pavement and SBS PG 76-22 when used as an overlay, except where modified herein. The asphalt binder shall be a SBS PG 76-22 for IL-4.75, except where modified herein..”

Mixture Design. Revise table in Article 1030.05(a) of the Standard Specifications to read:

“MIXTURE COMPOSITION (% PASSING) ^{1/}												
Sieve Size	IL-19.0 mm		SMA 12.5		SMA 9.5		IL-9.5mm		IL-9.5FG		IL-4.75 mm	
	min	max	min	max	min	max	min	max	min	max	min	max
1 1/2 in. (37.5 mm)												
1 in. (25 mm)		100										
3/4 in. (19 mm)	90	100		100								
1/2 in. (12.5 mm)	75	89	80	100		100		100		100		100
3/8 in. (9.5 mm)				65	90	100	90	100	90	100		100
#4 (4.75 mm)	40	60	20	30	36	50	34	69	60	75 ^{6/}	90	100
#8 (2.36 mm)	20	42	16	24 ^{4/}	16	32 ^{4/}	34 ^{5/}	52 ^{2/}	45	60 ^{6/}	70	90
#16 (1.18 mm)	15	30					10	32	25	40	50	65
#30 (600 μm)			12	16	12	18			15	30		
#50 (300 μm)	6	15					4	15	8	15	15	30
#100 (150 μm)	4	9					3	10	6	10	10	18
#200 (75 μm)	3.0	6.0	7.0	9.0 ^{3/}	7.5	9.5 ^{3/}	4.0	6.0	4.0	6.5	7.0	9.0 ^{3/}
#635 (20 μm)			≤ 3.0		≤ 3.0							

EAST-SIDE SIDEWALK
IMPROVEMENTS
SECTION NO. 20-00038-00-SW
VILLAGE OF BERKELEY
COOK COUNTY
CONTRACT NO.: 61K59

Ratio Dust/Asphalt Binder		1.0		1.5		1.5		1.0		1.0		1.0
---------------------------------	--	-----	--	-----	--	-----	--	-----	--	-----	--	-----

- 1/ Based on the percentage of total aggregate weight.
- 2/ The mixture composition shall not exceed 44 percent passing the #8 (2.36 mm) sieve for surface courses with Ndesign = 90.
- 3/ Additional minus No. 200 (0.075 mm) material required by the mix design shall be mineral filler, unless otherwise approved by the Engineer.
- 4/ When establishing the Adjusted Job Mix Formula (AJMF) the percent passing the #8 (2.36 mm) sieve shall not be adjusted above the percentage stated on the table.
- 5/ When establishing the Adjusted Job Mix Formula (AJMF) the percent passing the #8 (2.36 mm) sieve shall not be adjusted below 34 percent.
- 6/ When the mixture is used as a binder, the maximum shall be increased by 0.5 percent passing.”

Revise Article 1030.05(b) of the Standard Specifications to read:

(b) Volumetric Requirements. The target value for the air voids of the HMA shall be 4.0 percent, for IL-4.75 and SMA mixtures it shall be 3.5 percent and for Stabilized Subbase it shall be 3.0 percent at the design number of gyrations. The voids in the mineral aggregate (VMA) and voids filled with asphalt binder (VFA) of the HMA design shall be based on the nominal maximum size of the aggregate in the mix and shall conform to the following requirements.

Mix Design	Voids in the Mineral Aggregate (VMA), % Minimum for Ndesign				
	30	50	70	80	90
IL-19.0		13.5	13.5		13.5
IL-9.5		15.0	15.0		
IL-9.5FG		15.0	15.0		
IL-4.75 ^{1/}		18.5			
SMA- 12.5 ^{1/2/5/}				17.0 ^{3/} /16.0 ^{4/}	
SMA-9.5 ^{1/2/5/}				17.0 ^{3/} /16.0 ^{4/}	
IL-19.0L	13.5				
IL-9.5L	15.0				

- 1/ Maximum draindown shall be 0.3 percent according to Illinois Modified AASHTO T 305.
- 2/ The draindown shall be determined at the JMF asphalt binder content at the mixing temperature plus 30°F.
- 3/ Applies when specific gravity of coarse aggregate is ≥ 2.760 .

EAST-SIDE SIDEWALK
IMPROVEMENTS
SECTION NO. 20-00038-00-SW
VILLAGE OF BERKELEY
COOK COUNTY
CONTRACT NO.: 61K59

- 4/ Applies when specific gravity of coarse aggregate is < 2.760.
- 5/ For surface course, the coarse aggregate can be crushed steel slag, crystalline crushed stone or crushed sandstone. For binder course, coarse aggregate shall be crushed stone (dolomite), crushed gravel, crystalline crushed stone, or crushed sandstone.”

Revise the last paragraph of Article 1102.01 (a) (5) of the Standard Specifications to read:

“IL-4.75 and Stone Matrix Asphalt (SMA) mixtures which contain aggregate having absorptions greater than or equal to 2.0 percent, or which contain steel slag sand, shall have minimum surge bin storage plus haul time of 1.5 hours.”

Add after third sentence of Article 1030.09(b) to read:

“If the Contractor and Engineer agree the nuclear density test method is not appropriate for the mixture, cores shall be taken at random locations determined according to the QC/QA document "Determination of Random Density Test Site Locations". Core densities shall be determined using the Illinois Modified AASHTO T 166 or T 275 procedure.”

Revise Table 1 and Note 4/ of Table 1 in Article 406.07(a) of the Standard Specifications to read:

	Breakdown/Intermediate Roller (one of the following)	Final Roller (one or more of the following)	Density Requirement
IL-9.5, IL-9.5FG, IL-19.0 ^{1/}	V _D , P , T _B , 3W, O _T , O _B	V _S , T _B , T _F , O _T	As specified in Section 1030
IL-4.75 and SMA ^{3/4/}	T _B , 3W, O _T	T _F , 3W	As specified in Section 1030
Mixtures on Bridge Decks ^{2/}	T _B	T _F	As specified in Articles 582.05 and 582.06.

“4/ The Contractor shall provide a minimum of two steel-wheeled tandem rollers (T_B), and/or three-wheel (3W) rollers for breakdown, except one of the (T_B) or (3W) rollers shall be 84 inches (2.14 m) wide and a weight of 315 pound per linear inch (PLI) (5.63 kg/mm) and one of the (T_B) or (3W) rollers can be substituted for an oscillatory roller (O_T). T_F rollers shall be a minimum of 280 lb/in. (50 N/mm). The 3W and T_B rollers shall be operated at a uniform speed not to exceed 3 mph (5 km/h), with the drive roll for T_B rollers nearest the paver and maintain an effective rolling distance of not more than 150 ft (45 m) behind the paver.”

Add the following after the fourth paragraph of Article 406.13 (b):

“The plan quantities of SMA mixtures shall be adjusted using the actual approved binder and surface Mix Design’s G_{mb} .”

Revise first paragraph of Article 1030.10 of the Standard Specifications to read:

“A test strip of 300 ton (275 metric tons), except for SMA mixtures it will be 400 ton (363 metric ton), will be required for each mixture on each contract at the beginning of HMA production for each construction year according to the Manual of Test Procedures for Materials “Hot Mix Asphalt Test Strip Procedures”. At the request of the Producer, the Engineer may waive the test strip if previous construction during the current construction year has demonstrated the constructability of the mix using Department test results.”

Revise third paragraph of Article 1030.10 of the Standard Specifications to read:

“When a test strip is constructed, the Contractor shall collect and split the mixture according to the document “Hot-Mix Asphalt Test Strip Procedures”. The Engineer, or a representative, shall deliver split sample to the District Laboratory for verification testing. The Contractor shall complete mixture tests stated in Article 1030.09(a). The mixture sampled shall include enough material for the Department to conduct mixture tests detailed in Article 1030.09(a) and in the document “Hot-Mix Asphalt Mixture Design Verification Procedure” Section 3.3. The mixture test results shall meet the requirements of Articles 1030.05(b) and 1030.05(d), except Hamburg wheel tests will only be conducted on High ESAL mixtures during production.”

AGGREGATE SURFACE COURSE FOR TEMPORARY ACCESS (D1)

Effective: April 1, 2001

Revised: January 2, 2007

Revise Article 402.10 of the Standard Specifications to read:

“402.10 For Temporary Access. The contractor shall construct and maintain aggregate surface course for temporary access to private entrances, commercial entrances and roads according to Article 402.07 and as directed by the Engineer.

The aggregate surface course shall be constructed to the dimensions and grades specified below, except as modified by the plans or as directed by the Engineer.

- (a) Private Entrance. The minimum width shall be 12 ft (3.6 m). The minimum compacted thickness shall be 6 in. (150 mm). The maximum grade shall be eight percent, except as required to match the existing grade.
- (b) Commercial Entrance. The minimum width shall be 24 ft (7.2 m). The minimum compacted thickness shall be 9 in. (230 mm). The maximum grade shall be six percent, except as required to match the existing grade.

EAST-SIDE SIDEWALK
IMPROVEMENTS
SECTION NO. 20-00038-00-SW
VILLAGE OF BERKELEY
COOK COUNTY
CONTRACT NO.: 61K59

- (c) Road. The minimum width shall be 24 ft (7.2 m). The minimum compacted thickness shall be 9 in. (230 mm). The grade and elevation shall be the same as the removed pavement, except as required to meet the grade of any new pavement constructed.

Maintaining the temporary access shall include relocating and/or regrading the aggregate surface course for any operation that may disturb or remove the temporary access. The same type and gradation of material used to construct the temporary access shall be used to maintain it.

When use of the temporary access is discontinued, the aggregate shall be removed and utilized in the permanent construction or disposed of according to Article 202.03.”

Add the following to Article 402.12 of the Standard Specifications:

“Aggregate surface course for temporary access will be measured for payment as each for every private entrance, commercial entrance or road constructed for the purpose of temporary access. If a residential drive, commercial entrance, or road is to be constructed under multiple stages, the aggregate needed to construct the second or subsequent stages will not be measured for payment but shall be included in the cost per each of the type specified.”

Revise the second paragraph of Article 402.13 of the Standard Specifications to read:

“Aggregate surface course for temporary access will be paid for at the contract unit price per each for TEMPORARY ACCESS (PRIVATE ENTRANCE), TEMPORARY ACCESS (COMMERCIAL ENTRANCE) or TEMPORARY ACCESS (ROAD).

Partial payment of the each amount bid for temporary access, of the type specified, will be paid according to the following schedule:

- (a) Upon construction of the temporary access, sixty percent of the contract unit price per each, of the type constructed, will be paid.
- (b) Subject to the approval of the Engineer for the adequate maintenance and removal of the temporary access, the remaining forty percent of the pay item will be paid upon the permanent removal of the temporary access.”

AVAILABLE REPORTS

No project specific reports were prepared.

When applicable, the following checked reports and record information is available for Bidders’ reference upon request:

EAST-SIDE SIDEWALK
IMPROVEMENTS
SECTION NO. 20-00038-00-SW
VILLAGE OF BERKELEY
COOK COUNTY
CONTRACT NO.: 61K59

- Record structural plans
- Preliminary Site Investigation (Local PSI)
- Preliminary Environmental Site Assessment (Local PESA)
- Soils/Geotechnical Report
- Boring Logs
- Pavement Cores
- Location Drainage Study (LDS)
- Hydraulic Report
- Noise Analysis
- Other: _____

Those seeking these reports should request access from:

Edwin Hancock Engineering
Chris Baker
9933 Roosevelt Road
Westchester, IL 60154
(708) 865-0300
Hours 8:30 AM to 5:00 PM (M-F)
cbaker@ehancock.com

State of Illinois
Department of Transportation
Bureau of Local Roads and Streets

SPECIAL PROVISION
FOR
INSURANCE

Effective: February 1, 2007
Revised: August 1, 2007

All references to Sections or Articles in this specification shall be construed to mean specific Section or Article of the Standard Specifications for Road and Bridge Construction, adopted by the Department of Transportation.

The Contractor shall name the following entities as additional insured under the Contractor's general liability insurance policy in accordance with Article 107.27:

The entities listed above and their officers, employees, and agents shall be indemnified and held harmless in accordance with Article 107.26.

State of Illinois
 DEPARTMENT OF TRANSPORTATION
 Bureau of Local Roads & Streets
 SPECIAL PROVISION
 FOR
 LOCAL QUALITY ASSURANCE/ QUALITY MANAGEMENT QC/QA
 Effective: January 1, 2022

Replace the first five paragraphs of Article 1030.06 of the Standard Specifications with the following:

“1030.06 Quality Management Program. The Quality Management Program (QMP) will be Quality Control / Quality Assurance (QC/QA) according to the following.”

Delete Article 1030.06(d)(1) of the Standard Specifications.

Revise Article 1030.09(g)(3) of the Standard Specifications to read:

“(3) If core testing is the density verification method, the Contractor shall provide personnel and equipment to collect density verification cores for the Engineer. Core locations will be determined by the Engineer following the document “Hot-Mix Asphalt QC/QA Procedure for Determining Random Density Locations” at density verification intervals defined in Article 1030.09(b). After the Engineer identifies a density verification location and prior to opening to traffic, the Contractor shall cut a 4 in. (100 mm) diameter core. With the approval of the Engineer, the cores may be cut at a later time.”

Revise Article 1030.09(h)(2) of the Standard Specifications to read:

“(2) After final rolling and prior to paving subsequent lifts, the Engineer will identify the random density verification test locations. Cores or nuclear density gauge testing will be used for density verification. The method used for density verification will be as selected below.

Density Verification Method	
<input type="checkbox"/>	Cores
<input checked="" type="checkbox"/>	Nuclear Density Gauge (Correlated when paving ≥ 3,000 tons per mixture)

Density verification test locations will be determined according to the document “Hot-Mix Asphalt QC/QA Procedure for Determining Random Density Locations”. The density testing interval for paving wider than or equal to 3 ft (1 m) will be 0.5 miles (800 m) for lift thicknesses of 3 in. (75 mm) or less and 0.2 miles (320 m) for lift thicknesses greater than 3 in. (75 mm). The density testing interval for paving less than 3 ft (1 m) wide will be 1 mile (1,600 m). If a day’s paving will be less than the prescribed density testing interval, the length of the day’s paving will be the interval for that day. The density testing interval for mixtures used for patching will be 50 patches with a minimum of one test per mixture per project.

If core testing is the density verification method, the Engineer will witness the Contractor coring, and secure and take possession of all density samples at the

density verification locations. The Engineer will test the cores collected by the Contractor for density according to Illinois Modified AASHTO T 166 or AASHTO T 275.

If nuclear density gauge testing is the density verification method, the Engineer will conduct nuclear density gauge tests. The Engineer will follow the density testing procedure detailed in the document "Illinois Modified ASTM D 2950, Standard Test Method for Density of Bituminous Concrete In-Place by Nuclear Method".

A density verification test will be the result of a single core or the average of the nuclear density tests at one location. The results of each density test must be within acceptable limits. The Engineer will promptly notify the Contractor of observed deficiencies."

Revise the seventh paragraph and all subsequent paragraphs in Section D. of the document "Hot-Mix Asphalt QC/QA Initial Daily Plant and Random Samples" to read:


"Mixtures shall be sampled from the truck at the plant by the Contractor following the same procedure used to collect QC mixture samples (Section A). This process will be witnessed by the Engineer who will take custody of the verification sample. Each sample bag with a verification mixture sample will be secured by the Engineer using a locking ID tag. Sample boxes containing the verification mixture sample will be sealed/taped by the Engineer using a security ID label."



Route	Marked Route	Section Number
		20-00038-00-SW
Project Number	County	Contract Number
JPLO (431)	Cook	61K59

This plan has been prepared to comply with the provisions of the National Pollutant Discharge Elimination System (NPDES) Permit No. ILR10 (Permit ILR10), issued by the Illinois Environmental Protection Agency (IEPA) for storm water discharges from construction site activities.

I certify under penalty of law that this document and all attachments were prepared under my direction or supervision in accordance with a system designed to assure that qualified personnel properly gathered and evaluated the information submitted. Based on my inquiry of the person or persons who manage the system, or those persons directly responsible for gathering the information, the information submitted is, to the best of my knowledge and belief, true, accurate and complete. I am aware that there are significant penalties for submitting false information, including the possibility of fine and imprisonment for knowing violations.

Signature	Date
	2-16-24

Print Name	Title	Agency
Chris Baker	Project Manager	Edwin Hancock Engineering Co.

Note: Guidance on preparing each section of BDE 2342 can be found in Chapter 41 of the IDOT Bureau of Design and Environment (BDE) Manual. Chapter 41 and this form also reference the IDOT Drainage Manual which should be readily available.

I. Site Description:

A. Provide a description of the project location; include latitude and longitude, section, town, and range:

<p>Latitude (deg, min, sec): 87°53'53"W Longitude (deg, min, sec): 41°53'14"N Section: 8 Township: 39N Range: 12 he work consists of installing a new 5-foot sidewalk where sidewalk does not exist within the Village of Berkeley at the following locations:</p> <ul style="list-style-type: none"> • Wolf Road: St. Charles Road to McDermott Drive; • Lee Boulevard and Morris Avenue: • Hawthorne Avenue to St. Charles Road; • Rohde Avenue: Hawthorne Avenue to Bohlander Avenue; • Spencer Avenue: South end to St. Charles Road; Jerele Avenue (west side only): Twining Avenue to St. Charles
--

B. Provide a description of the construction activity which is the subject of this plan. Include the number of construction stages, drainage improvements, in-stream work, installation, maintenance, removal of erosion measures, and permanent stabilization:

<p>The work consists of a installing a new 5-foot sidewalk in areas where sidewalk does not currently exist. To accomodate the new sidewalk, portions of the existing curb and gutter will need to be replaced in addition to storm sewer laterals and drainage structures. Parkways will be restored with topsoil and sodding.</p>

C. Provide the estimated duration of this project:

3 months

D. The total area of the construction site is estimated to be 2.54 acres.

The total area of the site estimated to be disturbed by excavation, grading or other activities is 1.24 acres.

E. The following are weighted averages of the runoff coefficient for this project before and after construction activities are completed; see Section 4-102 of the IDOT Drainage Manual:

0.60

F. List all soils found within project boundaries; include map unit name, slope information, and erosivity:

G. If wetlands were delineated for this project, provide an extent of wetland acreage at the site; see Phase I report:

N/A

H. Provide a description of potentially erosive areas associated with this project:

I. The following is a description of soil disturbing activities by stages, their locations, and their erosive factors (e.g., steepness of slopes, length of slopes, etc.):

J. See the erosion control plans and/or drainage plans for this contract for information regarding drainage patterns, approximate slopes anticipated before and after major grading activities, locations where vehicles enter or exit the site and controls to prevent offsite sediment tracking (to be added after contractor identifies locations), areas of soil disturbance, the location of major structural and non-structural controls identified in the plan, the location of areas where stabilization practices are expected to occur, surface waters (including wetlands), and locations where storm water is discharged to surface water including wetlands.

K. Identify who owns the drainage system (municipality or agency) this project will drain into:

Village of Berkeley

L. The following is a list of General NPDES ILR40 permittees within whose reporting jurisdiction this project is located:

Village of Berkeley

M. The following is a list of receiving water(s) and the ultimate receiving water(s) for this site. In addition, include receiving waters that are listed as Biologically Significant Streams by the Illinois Department of Natural Resources (IDNR). The location of the receiving waters can be found on the erosion and sediment control plans:

N/A

N. Describe areas of the site that are to be protected or remain undisturbed. These areas may include steep slopes (i.e., 1:3 or steeper), highly erodible soils, streams, stream buffers, specimen trees, natural vegetation, nature preserves, etc. Include any commitments or requirements to protect adjacent wetlands.

For any storm water discharges from construction activities within 50-feet of Waters of the U.S. (except for activities for water-dependent structures authorized by a Section 404 permit, describe: a) How a 50-foot undisturbed natural buffer will be provided between the construction activity and the Waters of the U.S. or b) How additional erosion and sediment controls will be provided within that area.

N/A

O. Per the Phase I document, the following sensitive environmental resources are associated with this project and may have the potential to be impacted by the proposed development. Further guidance on these resources is available in Section 41-4 of the BDE Manual.

N/A

303(d) Listed receiving waters for suspended solids, turbidity, or siltation.
The name(s) of the listed water body, and identification of all pollutants causing impairment:

N/A

Provide a description of how erosion and sediment control practices will prevent a discharge of sediment resulting from a storm event equal to or greater than a twenty-five (25) year, twenty-four (24) hour rainfall event:

Existing and proposed catch basins will be utilized to collect sediment and prevent it from entering the combined sewer system.

Provide a description of the location(s) of direct discharge from the project site to the 303(d) water body:

N/A

Provide a description of the location(s) of any dewatering discharges to the MS4 and/or water body:

N/A

Applicable Federal, Tribal, State, or Local Programs

N/A

Floodplain

N/A

Historic Preservation

IDOT's Cultural Resources made a "No Historic Properties Affected" finding to the project site.

Receiving waters with Total Maximum Daily Load (TMDL) for sediment, total suspended solids, turbidity or siltation
TMDL (fill out this section if checked above)

The name(s) of the listed water body:

N/A

Provide a description of the erosion and sediment control strategy that will be incorporated into the site design that is consistent with the assumptions and requirements of the TMDL:

N/A

If a specific numeric waste load allocation has been established that would apply to the project's discharges, provide a description of the necessary steps to meet that allocation:

N/A

Threatened and Endangered Species/Illinois Natural Areas (INA)/Nature Preserves

The Illinois Natural Heritage Database contains no record of State-listed threatened or endangered species.

Other

Wetland

P. The following pollutants of concern will be associated with this construction project:

Antifreeze / Coolants

Solid Waste Debris

- | | |
|---|--|
| <input checked="" type="checkbox"/> Concrete | <input type="checkbox"/> Solvents |
| <input checked="" type="checkbox"/> Concrete Curing Compounds | <input type="checkbox"/> Waste water from cleaning construction equipments |
| <input checked="" type="checkbox"/> Concrete Truck Waste | <input type="checkbox"/> Other (Specify) _____ |
| <input type="checkbox"/> Fertilizers / Pesticides | <input type="checkbox"/> Other (Specify) _____ |
| <input type="checkbox"/> Paints | <input type="checkbox"/> Other (Specify) _____ |
| <input type="checkbox"/> Petroleum (gas, diesel, oil, kerosene, hydraulic oil / fluids) | <input type="checkbox"/> Other (Specify) _____ |
| <input type="checkbox"/> Soil Sediment | <input type="checkbox"/> Other (Specify) _____ |

II. Controls:

This section of the plan addresses the controls that will be implemented for each of the major construction activities described in Section I.C above and for all use areas, borrow sites, and waste sites. For each measure discussed, the Contractor will be responsible for its implementation as indicated. The Contractor shall provide to the Resident Engineer a plan for the implementation of the measures indicated. The Contractor, and subcontractors, will notify the Resident Engineer of any proposed changes, maintenance, or modifications to keep construction activities compliant with the Permit ILR10. Each such Contractor has signed the required certification on forms which are attached to, and are a part of, this plan:

A. Erosion and Sediment Controls: At a minimum, controls must be coordinated, installed and maintained to:

1. Minimize the amount of soil exposed during construction activity;
2. Minimize the disturbance of steep slopes;
3. Maintain natural buffers around surface waters, direct storm water to vegetated areas to increase sediment removal and maximize storm water infiltration, unless infeasible;
4. Minimize soil compaction and, unless infeasible, preserve topsoil.

B. Stabilization Practices: Provided below is a description of interim and permanent stabilization practices, including site- specific scheduling of the implementation of the practices. Site plans will ensure that existing vegetation is preserved where attainable and disturbed portions of the site will be stabilized. Stabilization practices may include but are not limited to: temporary seeding, permanent seeding, mulching, geotextiles, sodding, vegetative buffer strips, protection of trees, preservation of mature vegetation, and other appropriate measures. Except as provided below in II.B.1 and II.B.2, stabilization measures shall be initiated **immediately** where construction activities have temporarily or permanently ceased, but in no case more than **one (1) day** after the construction activity in that portion of the site has temporarily or permanently ceases on all disturbed portions of the site where construction will not occur for a period of fourteen (14) or more calendar days.

1. Where the initiation of stabilization measures is precluded by snow cover, stabilization measures shall be initiated as soon as practicable.
2. On areas where construction activity has temporarily ceased and will resume after fourteen (14) days, a temporary stabilization method can be used.

The following stabilization practices will be used for this project:

- | | |
|---|--|
| <input type="checkbox"/> Erosion Control Blanket / Mulching | <input type="checkbox"/> Temporary Turf (Seeding, Class 7) |
| <input type="checkbox"/> Geotextiles | <input type="checkbox"/> Temporary Mulching |
| <input type="checkbox"/> Permanent Seeding | <input type="checkbox"/> Vegetated Buffer Strips |
| <input type="checkbox"/> Preservation of Mature Seeding | <input type="checkbox"/> Other (Specify) _____ |
| <input type="checkbox"/> Protection of Trees | <input type="checkbox"/> Other (Specify) _____ |
| <input checked="" type="checkbox"/> Sodding | <input type="checkbox"/> Other (Specify) _____ |
| <input type="checkbox"/> Temporary Erosion Control Seeding | <input type="checkbox"/> Other (Specify) _____ |

Describe how the stabilization practices listed above will be utilized during construction:

After the concrete work is completed, the parkways will be restored and sod will be placed as soon as possible.

Describe how the stabilization practices listed above will be utilized after construction activities have been completed:

C. Structural Practices: Provided below is a description of structural practices that will be implemented, to the degree attainable, to divert flows from exposed soils, store flows or otherwise limit runoff and the discharge of pollutants from exposed areas of the site. Such practices may include but are not limited to: perimeter erosion barrier, earth dikes, drainage swales, sediment traps, ditch checks, subsurface drains, pipe slope drains, level spreaders, storm drain inlet protection, rock outlet protection, reinforced soil retaining systems, gabions, and temporary or permanent sediment basins. The installation of these devices may be subject to Section 404 of the Clean Water Act.

- | | |
|--|--|
| <input type="checkbox"/> Aggregate Ditch | <input type="checkbox"/> Stabilized Construction Exits |
| <input type="checkbox"/> Concrete Revetment Mats | <input type="checkbox"/> Stabilized Trench Flow |
| <input type="checkbox"/> Dust Suppression | <input type="checkbox"/> Slope Mattress |
| <input type="checkbox"/> Dewatering Filtering | <input type="checkbox"/> Slope Walls |
| <input type="checkbox"/> Gabions | <input type="checkbox"/> Temporary Ditch Check |
| <input type="checkbox"/> In-Stream or Wetland Work | <input type="checkbox"/> Temporary Pipe Slope Drain |
| <input type="checkbox"/> Level Spreaders | <input type="checkbox"/> Temporary Sediment Basin |
| <input type="checkbox"/> Paved Ditch | <input type="checkbox"/> Temporary Stream Crossing |
| <input type="checkbox"/> Permanent Check Dams | <input type="checkbox"/> Turf Reinforcement Mats |
| <input type="checkbox"/> Perimeter Erosion Barrier | <input type="checkbox"/> Other (Specify) _____ |
| <input type="checkbox"/> Permanent Sediment Basin | <input type="checkbox"/> Other (Specify) _____ |
| <input type="checkbox"/> Retaining Walls | <input type="checkbox"/> Other (Specify) _____ |
| <input type="checkbox"/> Riprap | <input type="checkbox"/> Other (Specify) _____ |
| <input type="checkbox"/> Rock Outlet Protection | <input type="checkbox"/> Other (Specify) _____ |
| <input type="checkbox"/> Sediment Trap | <input type="checkbox"/> Other (Specify) _____ |
| <input checked="" type="checkbox"/> Storm Drain Inlet Protection | <input type="checkbox"/> Other (Specify) _____ |

Describe how the structural practices listed above will be utilized during construction:

Inlet controls will be installed at each drainage structure to prevent material from entering the combined sewer system.

Describe how the structural practices listed above will be utilized after construction activities have been completed:

N/A

D. Treatment Chemicals

Will polymer flocculants or treatment chemicals be utilized on this project: Yes No

If yes above, identify where and how polymer flocculants or treatment chemicals will be utilized on this project.

N/A

E. Permanent (i.e., Post-Construction) Storm Water Management Controls: Provided below is a description of measures that will be installed during the construction process to control volume and pollutants in storm water discharges that will occur after construction operations have been completed. The installation of these devices may be subject to Section 404 of the Clean Water Act.

1. Such practices may include but are not limited to: storm water detention structures (including wet ponds), storm water retention structures, flow attenuation by use of open vegetated swales and natural depressions, infiltration of runoff on site, and sequential systems (which combine several practices).

The practices selected for implementation were determined based on the technical guidance in Chapter 41 (Construction Site Storm Water Pollution Control) of the IDOT BDE Manual. If practices other than those discussed in Chapter 41 are selected for implementation or if practices are applied to situations different from those covered in Chapter 41, the technical basis for such decisions will be explained below.

2. Velocity dissipation devices will be placed at discharge locations and along the length of any outfall channel as necessary to provide a non-erosive velocity flow from the structure to a water course so that the natural physical and biological characteristics and functions are maintained and protected (e.g., maintenance of hydrologic conditions such as the hydroperiod and hydrodynamics present prior to the initiation of construction activities).

Existing and proposed catch basin will be utilized to collect sediment and prevent it from entering the combined sewer system.

F. Approved State or Local Laws: The management practices, controls and provisions contained in this plan will be in accordance with IDOT specifications, which are at least as protective as the requirements contained in the IEPA's Illinois Urban Manual. Procedures and requirements specified in applicable sediment and erosion site plans or storm water management plans approved by local officials shall be described or incorporated by reference in the space provided below. Requirements specified in sediment and erosion site plans, site permits, storm water management site plans or site permits approved by local officials that are applicable to protecting surface water resources are, upon submittal of an NOI, to be authorized to discharge under the Permit ILR10 incorporated by reference and are enforceable under this permit even if they are not specifically included in the plan.
Description of procedures and requirements specified in applicable sediment and erosion site plans or storm water management plans approved by local officials:

Installation of inlet filters and designated concrete washout areas.

G. Contractor Required Submittals: Prior to conducting any professional services at the site covered by this plan, the Contractor and each subcontractor responsible for compliance with the permit shall submit to the Resident Engineer a Contractor Certification Statement, BDE 2342A.

1. The Contractor shall provide a construction schedule containing an adequate level of detail to show major activities with implementation of pollution prevention BMPs, including the following items:
 - Approximate duration of the project, including each stage of the project
 - Rainy season, dry season, and winter shutdown dates
 - Temporary stabilization measures to be employed by contract phases
 - Mobilization time-frame
 - Mass clearing and grubbing/roadside clearing dates
 - Deployment of Erosion Control Practices
 - Deployment of Sediment Control Practices (including stabilized cons

 - Deployment of Construction Site Management Practices (including concrete washout facilities, chemical storage, refueling locations, etc.)
 - Paving, saw-cutting, and any other pavement related operations
 - Major planned stockpiling operation
 - Time frame for other significant long-term operations or activities that may plan non-storm water discharges as dewatering, grinding, etc
 - Permanent stabilization activities for each area of the project
2. During the pre-construction meeting, the Contractor and each subcontractor shall provide, as an attachment to their signed Contractor Certification Statement, a discussion of how they will comply with the requirements of the permit in regard to the following items and provide a graphical representation showing location and type of BMPs to be used when applicable:
 - Temporary Ditch Checks - Identify what type and the source of Temporary Ditch Checks that will be installed as part of the project. The installation details will then be included with the SWPPP.
 - Vehicle Entrances and Exits - Identify type and location of stabilized construction entrances and exits to be used and how they will be maintained.
 - Material Delivery, Storage and Use - Discuss where and how materials including chemicals, concrete curing compounds, petroleum products, etc. will be stored for this project.
 - Stockpile Management - Identify the location of both on-site and off-site stockpiles. Discuss what BMPs will be used to prevent pollution of storm water from stockpiles.
 - Waste Disposal - Discuss methods of waste disposal that will be used for this project.
 - Spill Prevention and Control - Discuss steps that will be taken in the event of a material spill (chemicals, concrete curing compounds, petroleum, etc.)
 - Concrete Residuals and Washout Wastes - Discuss the location and type of concrete washout facilities to be used on this project and how they will be signed and maintained.
 - Litter Management - Discuss how litter will be maintained for this project (education of employees, number of dumpsters, frequency of dumpster pick-up, etc.).
 - Vehicle and Equipment Fueling - Identify equipment fueling locations for this project and what BMPs will be used to ensure containment and spill prevention.
 - Vehicle and Equipment Cleaning and Maintenance - Identify where equipment cleaning and maintenance locations for this project and what BMPs will be used to ensure containment and spill prevention.
 - Dewatering Activities - Identify the controls which will be used during dewatering operations to ensure sediments will not leave the construction site.
 - Polymer Flocculants and Treatment Chemicals - Identify the use and dosage of treatment chemicals and provide the Resident Engineer with Material Safety Data Sheets. Describe procedures on how the chemicals will be used and identify who will be responsible for the use and application of these chemicals. The selected individual must be trained

on the established procedures.
Additional measures indicated in the plan.

III. Maintenance:

When requested by the Contractor, the Resident Engineer will provide general maintenance guides (e.g., IDOT Erosion and Sediment Control Field Guide) to the Contractor for the practices associated with this project. Describe how all items will be checked for structural integrity, sediment accumulation and functionality. Any damage or undermining shall be repaired immediately. Provide specifics on how repairs will be made. The following additional procedures will be used to maintain, in good and effective operating conditions, the vegetation, erosion and sediment control measures and other protective measures identified in this plan. It will be the Contractor's responsibility to attain maintenance guidelines for any manufactured BMPs which are to be installed and maintained per manufacture's specifications.

N/A

IV. Inspections:

Qualified personnel shall inspect disturbed areas of the construction site including Borrow, Waste, and Use Areas, which have not yet been finally stabilized, structural control measures, and locations where vehicles and equipment enter and exit the site using IDOT Storm Water Pollution Prevention Plan Erosion Control Inspection Report, BC 2259. Such inspections shall be conducted at least once every seven (7) calendar days and within twenty-four (24) hours of the end of a storm or by the end of the following business or work day that is 0.5 inch or greater or equivalent snowfall.

Inspections may be reduced to once per month when construction activities have ceased due to frozen conditions. Weekly inspections will recommence when construction activities are conducted, or if there is 0.5" or greater rain event, or a discharge due to snowmelt occurs.

If any violation of the provisions of this plan is identified during the conduct of the construction work covered by this plan, the Resident Engineer shall notify the appropriate IEPA Field Operations Section office by email at: epa.swnoncomp@illinois.gov, telephone or fax within twenty-four (24) hours of the incident. The Resident Engineer shall then complete and submit an "Incidence of Non-Compliance" (ION) report for the identified violation within five (5) days of the incident. The Resident Engineer shall use forms provided by IEPA and shall include specific information on the cause of noncompliance, actions which were taken to prevent any further causes of noncompliance, and a statement detailing any environmental impact which may have resulted from the noncompliance. All reports of non-compliance shall be signed by a responsible authority in accordance with Part VI. G of the Permit ILR10.

The Incidence of Non-Compliance shall be mailed to the following address:

Illinois Environmental Protection Agency
Division of Water Pollution Control
Attn: Compliance Assurance Section
1021 North Grand East
Post Office Box 19276
Springfield, Illinois 62794-9276

V. Failure to Comply:

Failure to comply with any provisions of this Storm Water Pollution Prevention Plan will result in the implementation of a National Pollutant Discharge Elimination System/Erosion and Sediment Control Deficiency Deduction against the Contractor and/or penalties under the Permit ILR10 which could be passed on to the Contractor.



Illinois Environmental Protection Agency

1021 North Grand Avenue East • P.O. Box 19276 • Springfield • Illinois • 62794-9276 • (217) 782-3397

Division of Water Pollution Control Notice of Intent (NOI) for General Permit to Discharge Storm Water Associated with Construction Site Activities

This fillable form may be completed online, a copy saved locally, printed and signed before it is submitted to the Permit Section at the above address.

For Office Use Only

OWNER INFORMATION

Permit No. ILR10 _____

Company/Owner Name: Village of Berkeley

Mailing Address: 5819 Electric Avenue

Phone: 708-449-8840

City: Berkeley State: IL Zip: 60163

Fax: _____

Contact Person: Joe Wagner, Public Works Director

E-mail: Jwagner@berkeley.il.us

Owner Type (select one) City

CONTRACTOR INFORMATION

MS4 Community: Yes No

Contractor Name: To be assigned

Mailing Address: To be assigned

Phone: _____

City: _____ State: _____ Zip: _____

Fax: _____

CONSTRUCTION SITE INFORMATION

Select One: New Change of information for: ILR10 _____

Project Name: East-Side Sidewalk Improvements

County: Cook

Street Address: Wolf, City: Berkeley IL Zip: 60163

Latitude: 87 53 53 Longitude: 41 53 14 8 39N 12
(Deg) (Min) (Sec) (Deg) (Min) (Sec) Section Township Range

Approximate Construction Start Date Jun 1, 2024 Approximate Construction End Date Sep 1, 2024

Total size of construction site in acres: 1.24

If less than 1 acre, is the site part of a larger common plan of development?

Yes No

Fee Schedule for Construction Sites:
Less than 5 acres - \$250
5 or more acres - \$750

STORM WATER POLLUTION PREVENTION PLAN (SWPPP)

Has the SWPPP been submitted to the Agency? Yes No

(Submit SWPPP electronically to: epa.constilr10swppp@illinois.gov)

Location of SWPPP for viewing: Address: 9933 W Roosevelt Road

City: Westchester

SWPPP contact information:

Inspector qualifications:

Contact Name: Chris Baker

P.E.

Phone: (708) 426-3093 Fax: _____

E-mail: cbaker@ehancock.com

Project inspector, if different from above

Inspector qualifications:

Inspector's Name: _____

Phone: _____ Fax: _____ E-mail: _____

This Agency is authorized to require this information under Section 4 and Title X of the Environmental Protection Act (415 ILCS 5/4, 5/39). Failure to disclose this information may result in: a civil penalty of not to exceed \$50,000 for the violation and an additional civil penalty of not to exceed \$10,000 for each day during which the violation continues (415 ILCS 5/42) and may also prevent this form from being processed and could result in your application being denied. This form has been approved by the Forms Management Center.

TYPE OF CONSTRUCTION (select one)

Construction Type Transportation

SIC Code: _____

Type a detailed description of the project:

The work consists of installing a new 5-foot sidewalk where sidewalk does not exist within the Village of Berkeley at the following locations:

- Wolf Road: St. Charles Road to McDermott Drive;
- Lee Boulevard and Morris Avenue: Hawthorne Avenue to St. Charles Road;
- Rohde Avenue: Hawthorne Avenue to Bohlander Avenue;
- Spencer Avenue: South end to St. Charles Road; and Jerele Avenue (west side only): Twining Avenue to St. Charles

HISTORIC PRESERVATION AND ENDANGERED SPECIES COMPLIANCE

Has the project been submitted to the following state agencies to satisfy applicable requirements for compliance with Illinois law on:

Historic Preservation Agency Yes No

Endangered Species Yes No

RECEIVING WATER INFORMATION

Does your storm water discharge directly to: Waters of the State or Storm Sewer

Owner of storm sewer system: Village of Berkeley


Name of closest receiving water body to which you discharge: Addison Creek

Mail completed form to: Illinois Environmental Protection Agency
Division of Water Pollution Control
Attn: Permit Section
Post Office Box 19276
Springfield, Illinois 62794-9276
or call (217) 782-0610
FAX: (217) 782-9891

Or submit electronically to: epa.constilr10swppp@illinois.gov

I certify under penalty of law that this document and all attachments were prepared under my direction and supervision in accordance with a system designed to assure that qualified personnel properly gather and evaluate the information submitted. Based on my inquiry of the person or persons who manage this system, or those persons directly responsible for gathering the information, the information submitted is, to the best of my knowledge and belief, true, accurate, and complete. I am aware that there are significant penalties for submitting false information, including the possibility of fine and imprisonment. In addition, I certify that the provisions of the permit, including the development and implementation of a storm water pollution prevention plan and a monitoring program plan, will be complied with.

Any person who knowingly makes a false, fictitious, or fraudulent material statement, orally or in writing, to the Illinois EPA commits a Class 4 felony. A second or subsequent offense after conviction is a Class 3 felony. (415 ILCS 5/44(h))



Owner Signature:

Chirs Baker

Printed Name:

2-16-24

Date:

Project Manager

Title:



Illinois Environmental Protection Agency

1021 North Grand Avenue East • P.O. Box 19276 • Springfield • Illinois • 62794-9276 • (217) 782-3397

Uncontaminated Soil Certification by Licensed Professional Engineer or Licensed Professional Geologist for Use of Uncontaminated Soil as Fill in a CCDD or Uncontaminated Soil Fill Operation LPC-663

Revised in accordance with 35 Ill. Adm. Code 1100, as amended by PCB R2012-009 (eff. Aug. 27, 2012)

This certification form is to be used by professional engineers and professional geologists to certify, pursuant to 35 Ill. Adm. Code 1100.205(a)(1)(B), that soil (i) is uncontaminated soil and (ii) is within a pH range of 6.26 to 9.0. If you have questions about this form, please telephone the Bureau of Land Permit Section at 217/524-3300.

This form may be completed online, saved locally, printed and signed, and submitted to prospective clean construction or demolition debris (CCDD) fill operations or uncontaminated soil fill operations.

I. Source Location Information

(Describe the location of the source of the uncontaminated soil)

Project Name: East Side Sidewalk Improvements Office Phone Number, if available: _____

Physical Site Location (address, including number and street):

Portions of N Wolf Rd, Morris Ave, N Rohde Ave, Spencer Ave, Jerele Ave, - See attached figures

City: Berkeley State: IL Zip Code: 60163

County: Cook Township: Proviso

Lat/Long of approximate center of site in decimal degrees (DD.ddddd) to five decimal places (e.g., 40.67890, -90.12345):

Latitude: 41.88934 Longitude: - 87.90324

(Decimal Degrees) (-Decimal Degrees)

Identify how the lat/long data were determined:

GPS Map Interpolation Photo Interpolation Survey Other

IEPA Site Number(s), if assigned: BOL: _____ BOW: _____ BOA: _____

Approximate Start Date (mm/dd/yyyy): _____ Approximate End Date (mm/dd/yyyy): _____

Estimated Volume of debris (cu. Yd.): _____

II. Owner/Operator Information for Source Site

Site Owner

Name: The Village of Berkeley

Street Address: 5819 Electric Avenue

PO Box: _____

City: Berkeley State: IL

Zip Code: 60163 Phone: (708) 449-8840

Contact: _____

Email, if available: _____

Site Operator

Name: _____

Street Address: _____

PO Box: _____

City: _____ State: IL

Zip Code: _____ Phone: _____

Contact: _____

Email, if available: _____

This Agency is authorized to require this information under Section 4 and Title X of the Environmental Protection Act (415 ILCS 5/4, 5/39). Failure to disclose this information may result in: a civil penalty of not to exceed \$50,000 for the violation and an additional civil penalty of not to exceed \$10,000 for each day during which the violation continues (415 ILCS 5/42). This form has been approved by the Forms Management Center.

Uncontaminated Soil Certification

III. Basis for Certification and Attachments

For each item listed below, reference the attachments to this form that provide the required information.

- a. A Description of the soil sample points and how they were determined to be sufficient in number and appropriately located 35 Ill. Adm. Code 1100.610(a)]:

A limited historical & regulatory review was performed to identify PIPs. Site reconnaissance was performed while sampling to evaluate on-site environmental conditions & potential PIPs. Based on the nature & scope of the project, 9 soil samples were screened w/a PID. 8 soil samples were collected for indicator contaminants associated with identified PIPs. Figure 3 shows sample locations.

- b. Analytical soil testing results to show that soil chemical constituents comply with the maximum allowable concentrations established pursuant to 35 Ill. Adm. Code Part 1100, Subpart F and that the soil pH is within the range of 6.25 to 9.0, including the documentation of chain of custody control, a copy of the lab analysis; the accreditation status of the laboratory performing the analysis; and certification by an authorized agent of the laboratory that the analysis has been performed in accordance with the Agency's rules for the accreditation of environmental and the scope of the accreditation [35 Ill. Adm. Code 1100.201 (g), 1100.205(a), 1100.610]:

See attached analytical summary tables, laboratory reports and associated NELAC certification. Figures 1-3 identify the project area that is covered by this certification.


IV. Certification Statement, Signature and Seal of Licensed Professional Engineer or Licensed Professional Geologist

I, Ryan M. LaDieu, P.E. (name of licensed professional engineer or geologist) certify under penalty of law that the information submitted, including but not limited to, all attachments and other information, is to the best of my knowledge and belief, true, accurate and complete. In accordance with the Environmental Protection Act [415 ILCS 5/22.51 or 22.51a] and 35 Ill. Adm. Code 1100.205(a), I certify that the soil from this site is uncontaminated soil. I also certify that the soil pH is within the range of 6.25 to 9.0. In addition, I certify that the soil has not been removed from the site as part of a cleanup or removal of contaminants. All necessary documentation is attached.

Any person who knowingly makes a false, fictitious, or fraudulent material statement, orally or in writing, to the Illinois EPA commits a Class 4 felony. A second or subsequent offense after conviction is a Class 3 felony. (415 ILCS 5/44(h))

Company Name: True North Consultants
 Street Address: 1000 East Warrenville Road, Suite 140
 City: Naperville State: IL Zip Code: 60563
 Phone: 630.717.2880

Ryan M. LaDieu
Printed Name: _____



Licensed Professional Engineer or
Licensed Professional Geologist Signature.



CEMENT, TYPE IL (BDE)

Effective: August 1, 2023

Add the following to Article 302.02 of the Standard Specifications:

“(k) Type IL Portland-Limestone Cement1001”

Revise Note 2 of Article 352.02 of the Standard Specifications to read:

“Note 2. Either Type I or Type IA portland cement or Type IL portland-limestone cement shall be used.”

Revise Note 1 of Article 404.02 of the Standard Specifications to read:

“Note 1. The cement shall be Type I portland cement or Type IL portland-limestone cement.”

Revise Article 1019.02(a) of the Standard Specifications to read:

“(a) Cement, Type I or IL1001”

80449

COMPENSABLE DELAY COSTS (BDE)

Effective: June 2, 2017

Revised: April 1, 2019

Revise Article 107.40(b) of the Standard Specifications to read:

“(b) Compensation. Compensation will not be allowed for delays, inconveniences, or damages sustained by the Contractor from conflicts with facilities not meeting the above definition; or if a conflict with a utility in an unanticipated location does not cause a shutdown of the work or a documentable reduction in the rate of progress exceeding the limits set herein. The provisions of Article 104.03 notwithstanding, compensation for delays caused by a utility in an unanticipated location will be paid according to the provisions of this Article governing minor and major delays or reduced rate of production which are defined as follows.

- (1) Minor Delay. A minor delay occurs when the work in conflict with the utility in an unanticipated location is completely stopped for more than two hours, but not to exceed two weeks.
- (2) Major Delay. A major delay occurs when the work in conflict with the utility in an unanticipated location is completely stopped for more than two weeks.
- (3) Reduced Rate of Production Delay. A reduced rate of production delay occurs when the rate of production on the work in conflict with the utility in an unanticipated location decreases by more than 25 percent and lasts longer than seven calendar days.”

Revise Article 107.40(c) of the Standard Specifications to read:

“(c) Payment. Payment for Minor, Major, and Reduced Rate of Production Delays will be made as follows.

- (1) Minor Delay. Labor idled which cannot be used on other work will be paid for according to Article 109.04(b)(1) and (2) for the time between start of the delay and the minimum remaining hours in the work shift required by the prevailing practice in the area.

Equipment idled which cannot be used on other work, and which is authorized to standby on the project site by the Engineer, will be paid for according to Article 109.04(b)(4).

- (2) Major Delay. Labor will be the same as for a minor delay.

Equipment will be the same as for a minor delay, except Contractor-owned equipment will be limited to two weeks plus the cost of move-out to either the

Contractor's yard or another job and the cost to re-mobilize, whichever is less. Rental equipment may be paid for longer than two weeks provided the Contractor presents adequate support to the Department (including lease agreement) to show retaining equipment on the job is the most economical course to follow and in the public interest.

- (3) Reduced Rate of Production Delay. The Contractor will be compensated for the reduced productivity for labor and equipment time in excess of the 25 percent threshold for that portion of the delay in excess of seven calendar days. Determination of compensation will be in accordance with Article 104.02, except labor and material additives will not be permitted.

Payment for escalated material costs, escalated labor costs, extended project overhead, and extended traffic control will be determined according to Article 109.13.”

Revise Article 108.04(b) of the Standard Specifications to read:

“(b) No working day will be charged under the following conditions.

- (1) When adverse weather prevents work on the controlling item.
- (2) When job conditions due to recent weather prevent work on the controlling item.
- (3) When conduct or lack of conduct by the Department or its consultants, representatives, officers, agents, or employees; delay by the Department in making the site available; or delay in furnishing any items required to be furnished to the Contractor by the Department prevents work on the controlling item.
- (4) When delays caused by utility or railroad adjustments prevent work on the controlling item.
- (5) When strikes, lock-outs, extraordinary delays in transportation, or inability to procure critical materials prevent work on the controlling item, as long as these delays are not due to any fault of the Contractor.
- (6) When any condition over which the Contractor has no control prevents work on the controlling item.”

Revise Article 109.09(f) of the Standard Specifications to read:

“(f) Basis of Payment. After resolution of a claim in favor of the Contractor, any adjustment in time required for the work will be made according to Section 108. Any adjustment in the costs to be paid will be made for direct labor, direct materials, direct equipment, direct jobsite overhead, direct offsite overhead, and other direct costs allowed by the resolution. Adjustments in costs will not be made for interest charges, loss of anticipated profit, undocumented loss of efficiency, home office overhead and unabsorbed overhead

other than as allowed by Article 109.13, lost opportunity, preparation of claim expenses and other consequential indirect costs regardless of method of calculation.

The above Basis of Payment is an essential element of the contract and the claim cost recovery of the Contractor shall be so limited.”

Add the following to Section 109 of the Standard Specifications.

“109.13 Payment for Contract Delay. Compensation for escalated material costs, escalated labor costs, extended project overhead, and extended traffic control will be allowed when such costs result from a delay meeting the criteria in the following table.

Contract Type	Cause of Delay	Length of Delay
Working Days	Article 108.04(b)(3) or Article 108.04(b)(4)	No working days have been charged for two consecutive weeks.
Completion Date	Article 108.08(b)(1) or Article 108.08(b)(7)	The Contractor has been granted a minimum two week extension of contract time, according to Article 108.08.

Payment for each of the various costs will be according to the following.

- (a) Escalated Material and/or Labor Costs. When the delay causes work, which would have otherwise been completed, to be done after material and/or labor costs have increased, such increases will be paid. Payment for escalated material costs will be limited to the increased costs substantiated by documentation furnished by the Contractor. Payment for escalated labor costs will be limited to those items in Article 109.04(b)(1) and (2), except the 35 percent and 10 percent additives will not be permitted.
- (b) Extended Project Overhead. For the duration of the delay, payment for extended project overhead will be paid as follows.
 - (1) Direct Jobsite and Offsite Overhead. Payment for documented direct jobsite overhead and documented direct offsite overhead, including onsite supervisory and administrative personnel, will be allowed according to the following table.

Original Contract Amount	Supervisory and Administrative Personnel
Up to \$5,000,000	One Project Superintendent
Over \$ 5,000,000 - up to \$25,000,000	One Project Manager, One Project Superintendent or Engineer, and One Clerk
Over \$25,000,000 - up to \$50,000,000	One Project Manager, One Project Superintendent, One Engineer, and

	One Clerk
Over \$50,000,000	One Project Manager, Two Project Superintendents, One Engineer, and One Clerk

(2) Home Office and Unabsorbed Overhead. Payment for home office and unabsorbed overhead will be calculated as 8 percent of the total delay cost.

(c) Extended Traffic Control. Traffic control required for an extended period of time due to the delay will be paid for according to Article 109.04.

When an extended traffic control adjustment is paid under this provision, an adjusted unit price as provided for in Article 701.20(a) for increase or decrease in the value of work by more than ten percent will not be paid.

Upon payment for a contract delay under this provision, the Contractor shall assign subrogation rights to the Department for the Department's efforts of recovery from any other party for monies paid by the Department as a result of any claim under this provision. The Contractor shall fully cooperate with the Department in its efforts to recover from another party any money paid to the Contractor for delay damages under this provision."

80384

CONSTRUCTION AIR QUALITY – DIESEL RETROFIT (BDE)

Effective: June 1, 2010

Revised: November 1, 2014

The reduction of emissions of particulate matter (PM) for off-road equipment shall be accomplished by installing retrofit emission control devices. The term “equipment” refers to diesel fuel powered devices rated at 50 hp and above, to be used on the jobsite in excess of seven calendar days over the course of the construction period on the jobsite (including rental equipment).

Contractor and subcontractor diesel powered off-road equipment assigned to the contract shall be retrofitted using the phased in approach shown below. Equipment that is of a model year older than the year given for that equipment’s respective horsepower range shall be retrofitted:

Effective Dates	Horsepower Range	Model Year
June 1, 2010 ^{1/}	600-749	2002
	750 and up	2006
June 1, 2011 ^{2/}	100-299	2003
	300-599	2001
	600-749	2002
	750 and up	2006
June 1, 2012 ^{2/}	50-99	2004
	100-299	2003
	300-599	2001
	600-749	2002
	750 and up	2006

1/ Effective dates apply to Contractor diesel powered off-road equipment assigned to the contract.

2/ Effective dates apply to Contractor and subcontractor diesel powered off-road equipment assigned to the contract.

The retrofit emission control devices shall achieve a minimum PM emission reduction of 50 percent and shall be:

- a) Included on the U.S. Environmental Protection Agency (USEPA) *Verified Retrofit Technology List* (<http://www.epa.gov/cleandiesel/verification/verif-list.htm>), or verified by the California Air Resources Board (CARB) (<http://www.arb.ca.gov/diesel/verdev/vt/cvt.htm>); or
- b) Retrofitted with a non-verified diesel retrofit emission control device if verified retrofit emission control devices are not available for equipment proposed to be used on the project, and if the Contractor has obtained a performance certification from the retrofit

device manufacturer that the emission control device provides a minimum PM emission reduction of 50 percent.

Note: Large cranes (Crawler mounted cranes) which are responsible for critical lift operations are exempt from installing retrofit emission control devices if such devices adversely affect equipment operation.

Diesel powered off-road equipment with engine ratings of 50 hp and above, which are unable to be retrofitted with verified emission control devices or if performance certifications are not available which will achieve a minimum 50 percent PM reduction, may be granted a waiver by the Department if documentation is provided showing good faith efforts were made by the Contractor to retrofit the equipment.

Construction shall not proceed until the Contractor submits a certified list of the diesel powered off-road equipment that will be used, and as necessary, retrofitted with emission control devices. The list(s) shall include (1) the equipment number, type, make, Contractor/rental company name; and (2) the emission control devices make, model, USEPA or CARB verification number, or performance certification from the retrofit device manufacturer. Equipment reported as fitted with emissions control devices shall be made available to the Engineer for visual inspection of the device installation, prior to being used on the jobsite.

The Contractor shall submit an updated list of retrofitted off-road construction equipment as retrofitted equipment changes or comes on to the jobsite. The addition or deletion of any diesel powered equipment shall be included on the updated list.

If any diesel powered off-road equipment is found to be in non-compliance with any portion of this special provision, the Engineer will issue the Contractor a diesel retrofit deficiency deduction.

Any costs associated with retrofitting any diesel powered off-road equipment with emission control devices shall be considered as included in the contract unit prices bid for the various items of work involved and no additional compensation will be allowed. The Contractor's compliance with this notice and any associated regulations shall not be grounds for a claim.

Diesel Retrofit Deficiency Deduction

When the Engineer determines that a diesel retrofit deficiency exists, a daily monetary deduction will be imposed for each calendar day or fraction thereof the deficiency continues to exist. The calendar day(s) will begin when the time period for correction is exceeded and end with the Engineer's written acceptance of the correction. The daily monetary deduction will be \$1,000.00 for each deficiency identified.

The deficiency will be based on lack of diesel retrofit emissions control.

If a Contractor accumulates three diesel retrofit deficiency deductions for the same piece of equipment in a contract period, the Contractor will be shutdown until the deficiency is corrected.

Such a shutdown will not be grounds for any extension of the contract time, waiver of penalties, or be grounds for any claim.

80261

DISADVANTAGED BUSINESS ENTERPRISE PARTICIPATION (BDE)

Effective: September 1, 2000

Revised: March 2, 2019

FEDERAL OBLIGATION. The Department of Transportation, as a recipient of federal financial assistance, is required to take all necessary and reasonable steps to ensure nondiscrimination in the award and administration of contracts. Consequently, the federal regulatory provisions of 49 CFR Part 26 apply to this contract concerning the utilization of disadvantaged business enterprises. For the purposes of this Special Provision, a disadvantaged business enterprise (DBE) means a business certified by the Department in accordance with the requirements of 49 CFR Part 26 and listed in the Illinois Unified Certification Program (IL UCP) DBE Directory.

STATE OBLIGATION. This Special Provision will also be used by the Department to satisfy the requirements of the Business Enterprise for Minorities, Females, and Persons with Disabilities Act, 30 ILCS 575. When this Special Provision is used to satisfy state law requirements on 100 percent state-funded contracts, the federal government has no involvement in such contracts (not a federal-aid contract) and no responsibility to oversee the implementation of this Special Provision by the Department on those contracts. DBE participation on 100 percent state-funded contracts will not be credited toward fulfilling the Department's annual overall DBE goal required by the US Department of Transportation to comply with the federal DBE program requirements.

CONTRACTOR ASSURANCE. The Contractor makes the following assurance and agrees to include the assurance in each subcontract the Contractor signs with a subcontractor.

The Contractor, subrecipient, or subcontractor shall not discriminate on the basis of race, color, national origin, or sex in the performance of this contract. The Contractor shall carry out applicable requirements of 49 CFR Part 26 in the award and administration of contracts funded in whole or in part with federal or state funds. Failure by the Contractor to carry out these requirements is a material breach of this contract, which may result in the termination of this contract or such other remedy as the recipient deems appropriate, which may include, but is not limited to:

- (a) Withholding progress payments;
- (b) Assessing sanctions;
- (c) Liquidated damages; and/or
- (d) Disqualifying the Contractor from future bidding as non-responsible.

OVERALL GOAL SET FOR THE DEPARTMENT. As a requirement of compliance with 49 CFR Part 26, the Department has set an overall goal for DBE participation in its federally assisted contracts. That goal applies to all federal-aid funds the Department will expend in its federally assisted contracts for the subject reporting fiscal year. The Department is required to make a

good faith effort to achieve the overall goal. The dollar amount paid to all approved DBE companies performing work called for in this contract is eligible to be credited toward fulfillment of the Department's overall goal.

CONTRACT GOAL TO BE ACHIEVED BY THE CONTRACTOR. This contract includes a specific DBE utilization goal established by the Department. The goal has been included because the Department has determined the work of this contract has subcontracting opportunities that may be suitable for performance by DBE companies. The determination is based on an assessment of the type of work, the location of the work, and the availability of DBE companies to do a part of the work. The assessment indicates, in the absence of unlawful discrimination and in an arena of fair and open competition, DBE companies can be expected to perform 20.00 % of the work. This percentage is set as the DBE participation goal for this contract. Consequently, in addition to the other award criteria established for this contract, the Department will only award this contract to a bidder who makes a good faith effort to meet this goal of DBE participation in the performance of the work. A bidder makes a good faith effort for award consideration if either of the following is done in accordance with the procedures set for in this Special Provision:

- (a) The bidder documents enough DBE participation has been obtained to meet the goal or,
- (b) The bidder documents a good faith effort has been made to meet the goal, even though the effort did not succeed in obtaining enough DBE participation to meet the goal.

DBE LOCATOR REFERENCES. Bidders shall consult the IL UCP DBE Directory as a reference source for DBE-certified companies. In addition, the Department maintains a letting and item specific DBE locator information system whereby DBE companies can register their interest in providing quotes on particular bid items advertised for letting. Information concerning DBE companies willing to quote work for particular contracts may be obtained by contacting the Department's Bureau of Small Business Enterprises at telephone number (217) 785-4611, or by visiting the Department's website at:

<http://www.idot.illinois.gov/doing-business/certifications/disadvantaged-business-enterprise-certification/il-ucp-directory/index>.

BIDDING PROCEDURES. Compliance with this Special Provision is a material bidding requirement and failure of the bidder to comply will render the bid not responsive.

The bidder shall submit a DBE Utilization Plan (form SBE 2026), and a DBE Participation Statement (form SBE 2025) for each DBE company proposed for the performance of work to achieve the contract goal, with the bid. If the Utilization Plan indicates the contract goal will not be met, documentation of good faith efforts shall also be submitted. The documentation of good faith efforts must include copies of each DBE and non-DBE subcontractor quote submitted to the bidder when a non-DBE subcontractor is selected over a DBE for work on the contract. The required forms and documentation must be submitted as a single .pdf file using the "Integrated Contractor Exchange (iCX)" application within the Department's "EBids System".

The Department will not accept a Utilization Plan if it does not meet the bidding procedures set forth herein and the bid will be declared not responsive. In the event the bid is declared not responsive, the Department may elect to cause the forfeiture of the penal sum of the bidder's proposal guaranty and may deny authorization to bid the project if re-advertised for bids.

GOOD FAITH EFFORT PROCEDURES. The contract will not be awarded until the Utilization Plan is approved. All information submitted by the bidder must be complete, accurate and adequately document enough DBE participation has been obtained or document the good faith efforts of the bidder, in the event enough DBE participation has not been obtained, before the Department will commit to the performance of the contract by the bidder. The Utilization Plan will be approved by the Department if the Utilization Plan documents sufficient commercially useful DBE work to meet the contract goal or the bidder submits sufficient documentation of a good faith effort to meet the contract goal pursuant to 49 CFR Part 26, Appendix A. This means the bidder must show that all necessary and reasonable steps were taken to achieve the contract goal. Necessary and reasonable steps are those which, by their scope, intensity and appropriateness to the objective, could reasonably be expected to obtain sufficient DBE participation, even if they were not successful. The Department will consider the quality, quantity, and intensity of the kinds of efforts the bidder has made. Mere *pro forma* efforts, in other words efforts done as a matter of form, are not good faith efforts; rather, the bidder is expected to have taken genuine efforts that would be reasonably expected of a bidder actively and aggressively trying to obtain DBE participation sufficient to meet the contract goal.

- (a) The following is a list of types of action that the Department will consider as part of the evaluation of the bidder's good faith efforts to obtain participation. These listed factors are not intended to be a mandatory checklist and are not intended to be exhaustive. Other factors or efforts brought to the attention of the Department may be relevant in appropriate cases and will be considered by the Department.
 - (1) Soliciting through all reasonable and available means (e.g. attendance at pre-bid meetings, advertising and/or written notices) the interest of all certified DBE companies that have the capability to perform the work of the contract. The bidder must solicit this interest within sufficient time to allow the DBE companies to respond to the solicitation. The bidder must determine with certainty if the DBE companies are interested by taking appropriate steps to follow up initial solicitations.
 - (2) Selecting portions of the work to be performed by DBE companies in order to increase the likelihood that the DBE goals will be achieved. This includes, where appropriate, breaking out contract work items into economically feasible units to facilitate DBE participation, even when the Contractor might otherwise prefer to perform these work items with its own forces.
 - (3) Providing interested DBE companies with adequate information about the plans, specifications, and requirements of the contract in a timely manner to assist them in responding to a solicitation.

- (4) a. Negotiating in good faith with interested DBE companies. It is the bidder's responsibility to make a portion of the work available to DBE subcontractors and suppliers and to select those portions of the work or material needs consistent with the available DBE subcontractors and suppliers, so as to facilitate DBE participation. Evidence of such negotiation includes the names, addresses, and telephone numbers of DBE companies that were considered; a description of the information provided regarding the plans and specifications for the work selected for subcontracting; and evidence as to why additional agreements could not be reached for DBE companies to perform the work.
 - b. A bidder using good business judgment would consider a number of factors in negotiating with subcontractors, including DBE subcontractors, and would take a firm's price and capabilities as well as contract goals into consideration. However, the fact that there may be some additional costs involved in finding and using DBE companies is not in itself sufficient reason for a bidder's failure to meet the contract DBE goal, as long as such costs are reasonable. Also the ability or desire of a bidder to perform the work of a contract with its own organization does not relieve the bidder of the responsibility to make good faith efforts. Bidders are not, however, required to accept higher quotes from DBE companies if the price difference is excessive or unreasonable. In accordance with the above Bidding Procedures, the documentation of good faith efforts must include copies of each DBE and non-DBE subcontractor quote submitted to the bidder when a non-DBE subcontractor was selected over a DBE for work on the contract.
- (5) Not rejecting DBE companies as being unqualified without sound reasons based on a thorough investigation of their capabilities. The bidder's standing within its industry, membership in specific groups, organizations, or associations and political or social affiliations (for example union vs. non-union employee status) are not legitimate causes for the rejection or non-solicitation of bids in the bidder's efforts to meet the project goal.
 - (6) Making efforts to assist interested DBE companies in obtaining bonding, lines of credit, or insurance as required by the recipient or Contractor.
 - (7) Making efforts to assist interested DBE companies in obtaining necessary equipment, supplies, materials, or related assistance or services.
 - (8) Effectively using the services of available minority/women community organizations; minority/women contractors' groups; local, state, and federal minority/women business assistance offices; and other organizations as allowed on a case-by-case basis to provide assistance in the recruitment and placement of DBE companies.
- (b) If the Department determines the bidder has made a good faith effort to secure the work commitment of DBE companies to meet the contract goal, the Department will award the contract provided it is otherwise eligible for award. If the Department determines the

bidder has failed to meet the requirements of this Special Provision or that a good faith effort has not been made, the Department will notify the responsible company official designated in the Utilization Plan that the bid is not responsive. The notification will also include a statement of reasons for the adverse determination. If the Utilization Plan is not approved because it is deficient as a technical matter, unless waived by the Department, the bidder will be notified and will be allowed no more than a five calendar day period to cure the deficiency.

- (c) The bidder may request administrative reconsideration of an adverse determination by emailing the Department at "DOT.DBE.UP@illinois.gov" within the five calendar days after the receipt of the notification of the determination. The determination shall become final if a request is not made on or before the fifth calendar day. A request may provide additional written documentation or argument concerning the issues raised in the determination statement of reasons, provided the documentation and arguments address efforts made prior to submitting the bid. The request will be reviewed by the Department's Reconsideration Officer. The Reconsideration Officer will extend an opportunity to the bidder to meet in person to consider all issues of documentation and whether the bidder made a good faith effort to meet the goal. After the review by the Reconsideration Officer, the bidder will be sent a written decision within ten working days after receipt of the request for reconsideration, explaining the basis for finding that the bidder did or did not meet the goal or make adequate good faith efforts to do so. A final decision by the Reconsideration Officer that a good faith effort was made shall approve the Utilization Plan submitted by the bidder and shall clear the contract for award. A final decision that a good faith effort was not made shall render the bid not responsive.

CALCULATING DBE PARTICIPATION. The Utilization Plan values represent work anticipated to be performed and paid for upon satisfactory completion. The Department is only able to count toward the achievement of the overall goal and the contract goal the value of payments made for the work actually performed by DBE companies. In addition, a DBE must perform a commercially useful function on the contract to be counted. A commercially useful function is generally performed when the DBE is responsible for the work and is carrying out its responsibilities by actually performing, managing, and supervising the work involved. The Department and Contractor are governed by the provisions of 49 CFR Part 26.55(c) on questions of commercially useful functions as it affects the work. Specific counting guidelines are provided in 49 CFR Part 26.55, the provisions of which govern over the summary contained herein.

- (a) DBE as the Contractor: 100 percent goal credit for that portion of the work performed by the DBE's own forces, including the cost of materials and supplies. Work that a DBE subcontracts to a non-DBE does not count toward the DBE goals.
- (b) DBE as a joint venture Contractor: 100 percent goal credit for that portion of the total dollar value of the contract equal to the distinct, clearly defined portion of the work performed by the DBE's own forces.

- (c) DBE as a subcontractor: 100 percent goal credit for the work of the subcontract performed by the DBE's own forces, including the cost of materials and supplies, excluding the purchase of materials and supplies or the lease of equipment by the DBE subcontractor from the Contractor or its affiliates. Work that a DBE subcontractor in turn subcontracts to a non-DBE does not count toward the DBE goal.
- (d) DBE as a trucker: 100 percent goal credit for trucking participation provided the DBE is responsible for the management and supervision of the entire trucking operation for which it is responsible. At least one truck owned, operated, licensed, and insured by the DBE must be used on the contract. Credit will be given for the following:
 - (1) The DBE may lease trucks from another DBE firm, including an owner-operator who is certified as a DBE. The DBE who leases trucks from another DBE receives credit for the total value of the transportation services the lessee DBE provides on the contract.
 - (2) The DBE may also lease trucks from a non-DBE firm, including from an owner-operator. The DBE who leases trucks from a non-DBE is entitled to credit only for the fee or commission it receives as a result of the lease arrangement.
- (e) DBE as a material supplier:
 - (1) 60 percent goal credit for the cost of the materials or supplies purchased from a DBE regular dealer.
 - (2) 100 percent goal credit for the cost of materials or supplies obtained from a DBE manufacturer.
 - (3) 100 percent credit for the value of reasonable fees and commissions for the procurement of materials and supplies if not a DBE regular dealer or DBE manufacturer.

CONTRACT COMPLIANCE. Compliance with this Special Provision is an essential part of the contract. The Department is prohibited by federal regulations from crediting the participation of a DBE included in the Utilization Plan toward either the contract goal or the Department's overall goal until the amount to be applied toward the goals has been paid to the DBE. The following administrative procedures and remedies govern the compliance by the Contractor with the contractual obligations established by the Utilization Plan. After approval of the Utilization Plan and award of the contract, the Utilization Plan and individual DBE Participation Statements become part of the contract. If the Contractor did not succeed in obtaining enough DBE participation to achieve the advertised contract goal, and the Utilization Plan was approved and contract awarded based upon a determination of good faith, the total dollar value of DBE work calculated in the approved Utilization Plan as a percentage of the awarded contract value shall become the amended contract goal. All work indicated for performance by an approved DBE shall be performed, managed, and supervised by the DBE executing the DBE Participation Commitment Statement.

- (a) NO AMENDMENT. No amendment to the Utilization Plan may be made without prior written approval from the Department's Bureau of Small Business Enterprises. All requests for amendment to the Utilization Plan shall be emailed to the Department at DOT.DBE.UP@illinois.gov.
- (b) CHANGES TO WORK. Any deviation from the DBE condition-of-award or contract plans, specifications, or special provisions must be approved, in writing, by the Department as provided elsewhere in the Contract. The Contractor shall notify affected DBEs in writing of any changes in the scope of work which result in a reduction in the dollar amount condition-of-award to the contract. Where the revision includes work committed to a new DBE subcontractor, not previously involved in the project, then a Request for Approval of Subcontractor, Department form BC 260A or AER 260A, must be signed and submitted. If the commitment of work is in the form of additional tasks assigned to an existing subcontract, a new Request for Approval of Subcontractor will not be required. However, the Contractor must document efforts to assure the existing DBE subcontractor is capable of performing the additional work and has agreed in writing to the change.
- (c) SUBCONTRACT. The Contractor must provide copies of DBE subcontracts to the Department upon request. Subcontractors shall ensure that all lower tier subcontracts or agreements with DBEs to supply labor or materials be performed in accordance with this Special Provision.
- (d) ALTERNATIVE WORK METHODS. In addition to the above requirements for reductions in the condition of award, additional requirements apply to the two cases of Contractor-initiated work substitution proposals. Where the contract allows alternate work methods which serve to delete or create underruns in condition of award DBE work, and the Contractor selects that alternate method or, where the Contractor proposes a substitute work method or material that serves to diminish or delete work committed to a DBE and replace it with other work, then the Contractor must demonstrate one of the following:
- (1) The replacement work will be performed by the same DBE (as long as the DBE is certified in the respective item of work) in a modification of the condition of award; or
 - (2) The DBE is aware its work will be deleted or will experience underruns and has agreed in writing to the change. If this occurs, the Contractor shall substitute other work of equivalent value to a certified DBE or provide documentation of good faith efforts to do so; or
 - (3) The DBE is not capable of performing the replacement work or has declined to perform the work at a reasonable competitive price. If this occurs, the Contractor shall substitute other work of equivalent value to a certified DBE or provide documentation of good faith efforts to do so.

(e) TERMINATION AND REPLACEMENT PROCEDURES. The Contractor shall not terminate or replace a DBE listed on the approved Utilization Plan, or perform with other forces work designated for a listed DBE except as provided in this Special Provision. The Contractor shall utilize the specific DBEs listed to perform the work and supply the materials for which each is listed unless the Contractor obtains the Department's written consent as provided in subsection (a) of this part. Unless Department consent is provided for termination of a DBE subcontractor, the Contractor shall not be entitled to any payment for work or material unless it is performed or supplied by the DBE in the Utilization Plan.

As stated above, the Contractor shall not terminate or replace a DBE subcontractor listed in the approved Utilization Plan without prior written consent. This includes, but is not limited to, instances in which the Contractor seeks to perform work originally designated for a DBE subcontractor with its own forces or those of an affiliate, a non-DBE firm, or with another DBE firm. Written consent will be granted only if the Bureau of Small Business Enterprises agrees, for reasons stated in its concurrence document, that the Contractor has good cause to terminate or replace the DBE firm. Before transmitting to the Bureau of Small Business Enterprises any request to terminate and/or substitute a DBE subcontractor, the Contractor shall give notice in writing to the DBE subcontractor, with a copy to the Bureau, of its intent to request to terminate and/or substitute, and the reason for the request. The Contractor shall give the DBE five days to respond to the Contractor's notice. The DBE so notified shall advise the Bureau and the Contractor of the reasons, if any, why it objects to the proposed termination of its subcontract and why the Bureau should not approve the Contractor's action. If required in a particular case as a matter of public necessity, the Bureau may provide a response period shorter than five days.

For purposes of this paragraph, good cause includes the following circumstances:

- (1) The listed DBE subcontractor fails or refuses to execute a written contract;
- (2) The listed DBE subcontractor fails or refuses to perform the work of its subcontract in a way consistent with normal industry standards. Provided, however, that good cause does not exist if the failure or refusal of the DBE subcontractor to perform its work on the subcontract results from the bad faith or discriminatory action of the Contractor;
- (3) The listed DBE subcontractor fails or refuses to meet the Contractor's reasonable, nondiscriminatory bond requirements;
- (4) The listed DBE subcontractor becomes bankrupt, insolvent, or exhibits credit unworthiness;
- (5) The listed DBE subcontractor is ineligible to work on public works projects because of suspension and debarment proceedings pursuant 2 CFR Parts 180, 215 and 1200 or applicable state law.

- (6) The Contractor has determined the listed DBE subcontractor is not a responsible contractor;
- (7) The listed DBE subcontractor voluntarily withdraws from the projects and provides written notice to the Contractor of its withdrawal;
- (8) The listed DBE is ineligible to receive DBE credit for the type of work required;
- (9) A DBE owner dies or becomes disabled with the result that the listed DBE subcontractor is unable to complete its work on the contract;
- (10) Other documented good cause that compels the termination of the DBE subcontractor. Provided, that good cause does not exist if the Contractor seeks to terminate a DBE it relied upon to obtain the contract so that the Contractor can self-perform the work for which the DBE contractor was engaged or so that the Contractor can substitute another DBE or non-DBE contractor after contract award.

When a DBE is terminated or fails to complete its work on the Contract for any reason, the Contractor shall make a good faith effort to find another DBE to substitute for the original DBE to perform at least the same amount of work under the contract as the terminated DBE to the extent needed to meet the established Contract goal. The good faith efforts shall be documented by the Contractor. If the Department requests documentation under this provision, the Contractor shall submit the documentation within seven days, which may be extended for an additional seven days if necessary at the request of the Contractor. The Department will provide a written determination to the Contractor stating whether or not good faith efforts have been demonstrated.

- (f) FINAL PAYMENT. After the performance of the final item of work or delivery of material by a DBE and final payment therefore to the DBE by the Contractor, but not later than 30 calendar days after payment has been made by the Department to the Contractor for such work or material, the Contractor shall submit a DBE Payment Agreement on Department form SBE 2115 to the Resident Engineer. If full and final payment has not been made to the DBE, the DBE Payment Agreement shall indicate whether a disagreement as to the payment required exists between the Contractor and the DBE or if the Contractor believes the work has not been satisfactorily completed. If the Contractor does not have the full amount of work indicated in the Utilization Plan performed by the DBE companies indicated in the Utilization Plan and after good faith efforts are reviewed, the Department may deduct from contract payments to the Contractor the amount of the goal not achieved as liquidated and ascertained damages. The Contractor may request an administrative reconsideration of any amount deducted as damages pursuant to subsection (h) of this part.
- (g) ENFORCEMENT. The Department reserves the right to withhold payment to the Contractor to enforce the provisions of this Special Provision. Final payment shall not be

made on the contract until such time as the Contractor submits sufficient documentation demonstrating achievement of the goal in accordance with this Special Provision or after liquidated damages have been determined and collected.

- (h) RECONSIDERATION. Notwithstanding any other provision of the contract, including but not limited to Article 109.09 of the Standard Specifications, the Contractor may request administrative reconsideration of a decision to deduct the amount of the goal not achieved as liquidated damages. A request to reconsider shall be delivered to the Contract Compliance Section and shall be handled and considered in the same manner as set forth in paragraph (c) of "Good Faith Effort Procedures" of this Special Provision, except a final decision that a good faith effort was not made during contract performance to achieve the goal agreed to in the Utilization Plan shall be the final administrative decision of the Department. The result of the reconsideration process is not administratively appealable to the U.S. Department of Transportation.

80029

HOT-MIX ASPHALT (BDE)

Effective: January 1, 2024

Revise the second paragraph of Articles 1030.07(a)(11) and 1030.08(a)(9) of the Standard Specifications to read:

“When establishing the target density, the HMA maximum theoretical specific gravity (G_{mm}) will be based on the running average of four available Department test results for that project. If less than four G_{mm} test results are available, an average of all available Department test results for that project will be used. The initial G_{mm} will be the last available Department test result from a QMP project. If there is no available Department test result from a QMP project, the Department mix design verification test result will be used as the initial G_{mm} .”

In the Supplemental Specifications, replace the revision for the end of the third paragraph of Article 1030.09(h)(2) with the following:

“When establishing the target density, the HMA maximum theoretical specific gravity (G_{mm}) will be the Department mix design verification test result.”

Revise the tenth paragraph of Article 1030.10 of the Standard Specifications to read:

“Production is not required to stop after a test strip has been constructed.”

80456

PERFORMANCE GRADED ASPHALT BINDER (BDE)

Effective: January 1, 2023

Revise Article 1032.05 of the Standard Specifications to read:

“1032.05 Performance Graded Asphalt Binder. These materials will be accepted according to the Bureau of Materials Policy Memorandum, “Performance Graded Asphalt Binder Qualification Procedure.” The Department will maintain a qualified producer list. These materials shall be free from water and shall not foam when heated to any temperature below the actual flash point. Air blown asphalt, recycle engine oil bottoms (ReOB), and polyphosphoric acid (PPA) modification shall not be used.

When requested, producers shall provide the Engineer with viscosity/temperature relationships for the performance graded asphalt binders delivered and incorporated in the work.

- (a) Performance Graded (PG) Asphalt Binder. The asphalt binder shall meet the requirements of AASHTO M 320, Table 1 “Standard Specification for Performance Graded Asphalt Binder” for the grade shown on the plans and the following.

Test	Parameter
Small Strain Parameter (AASHTO PP 113) BBR, ΔT_c , 40 hrs PAV (40 hrs continuous or 2 PAV at 20 hrs)	-5 °C min.

- (b) Modified Performance Graded (PG) Asphalt Binder. The asphalt binder shall meet the requirements of AASHTO M 320, Table 1 “Standard Specification for Performance Graded Asphalt Binder” for the grade shown on the plans.

Asphalt binder modification shall be performed at the source, as defined in the Bureau of Materials Policy Memorandum, “Performance Graded Asphalt Binder Qualification Procedure.”

Modified asphalt binder shall be safe to handle at asphalt binder production and storage temperatures or HMA construction temperatures. Safety Data Sheets (SDS) shall be provided for all asphalt modifiers.

- (1) Polymer Modification (SB/SBS or SBR). Elastomers shall be added to the base asphalt binder to achieve the specified performance grade and shall be either a styrene-butadiene diblock, triblock copolymer without oil extension, or a styrene-butadiene rubber. The polymer modified asphalt binder shall be smooth, homogeneous, and be according to the requirements shown in Table 1 or 2 for the grade shown on the plans.

Table 1 - Requirements for Styrene-Butadiene Copolymer (SB/SBS) Modified Asphalt Binders		
Test	Asphalt Grade SB/SBS PG 64-28 SB/SBS PG 70-22	Asphalt Grade SB/SBS PG 64-34 SB/SBS PG 70-28 SB/SBS PG 76-22 SB/SBS PG 76-28
Separation of Polymer ITP, "Separation of Polymer from Asphalt Binder" Difference in °F (°C) of the softening point between top and bottom portions	4 (2) max.	4 (2) max.
TESTS ON RESIDUE FROM ROLLING THIN FILM OVEN TEST (AASHTO T 240)		
Elastic Recovery ASTM D 6084, Procedure A, 77 °F (25 °C), 100 mm elongation, %	60 min.	70 min.

Table 2 - Requirements for Styrene-Butadiene Rubber (SBR) Modified Asphalt Binders		
Test	Asphalt Grade SBR PG 64-28 SBR PG 70-22	Asphalt Grade SB/SBS PG 64-34 SB/SBS PG 70-28 SBR PG 76-22 SBR PG 76-28
Separation of Polymer ITP, "Separation of Polymer from Asphalt Binder" Difference in °F (°C) of the softening point between top and bottom portions	4 (2) max.	4 (2) max.
Toughness ASTM D 5801, 77 °F (25 °C), 20 in./min. (500 mm/min.), in.-lbs (N-m)	110 (12.5) min.	110 (12.5) min.
Tenacity ASTM D 5801, 77 °F (25 °C), 20 in./min. (500 mm/min.), in.-lbs (N-m)	75 (8.5) min.	75 (8.5) min.
TESTS ON RESIDUE FROM ROLLING THIN FILM OVEN TEST (AASHTO T 240)		
Elastic Recovery ASTM D 6084, Procedure A, 77 °F (25 °C), 100 mm elongation, %	40 min.	50 min.

- (2) Ground Tire Rubber (GTR) Modification. GTR modification is the addition of recycled ground tire rubber to liquid asphalt binder to achieve the specified performance grade. GTR shall be produced from processing automobile and/or truck tires by the ambient

grinding method or micronizing through a cryogenic process. GTR shall not exceed 1/16 in. (2 mm) in any dimension and shall not contain free metal particles, moisture that would cause foaming of the asphalt, or other foreign materials. A mineral powder (such as talc) meeting the requirements of AASHTO M 17 may be added, up to a maximum of four percent by weight of GTR to reduce sticking and caking of the GTR particles. When tested in accordance with Illinois Modified AASHTO T 27 “Standard Method of Test for Sieve Analysis of Fine and Coarse Aggregates” or AASHTO PP 74 “Standard Practice for Determination of Size and Shape of Glass Beads Used in Traffic Markings by Means of Computerized Optical Method”, a 50 g sample of the GTR shall conform to the following gradation requirements.

Sieve Size	Percent Passing
No. 16 (1.18 mm)	100
No. 30 (600 µm)	95 ± 5
No. 50 (300 µm)	> 20

GTR modified asphalt binder shall be tested for rotational viscosity according to AASHTO T 316 using spindle S27. GTR modified asphalt binder shall be tested for original dynamic shear and RTFO dynamic shear according to AASHTO T 315 using a gap of 2 mm.

The GTR modified asphalt binder shall meet the requirements of Table 3.

Table 3 - Requirements for Ground Tire Rubber (GTR) Modified Asphalt Binders		
Test	Asphalt Grade GTR PG 64-28 GTR PG 70-22	Asphalt Grade GTR PG 76-22 GTR PG 76-28 GTR PG 70-28
TESTS ON RESIDUE FROM ROLLING THIN FILM OVEN TEST (AASHTO T 240)		
Elastic Recovery ASTM D 6084, Procedure A, 77 °F (25 °C), 100 mm elongation, %	60 min.	70 min.

- (3) Softener Modification (SM). Softener modification is the addition of organic compounds, such as engineered flux, bio-oil blends, modified vegetable oils, glycol amines, and fatty acid derivatives, to the base asphalt binder to achieve the specified performance grade. Softeners shall be dissolved, dispersed, or reacted in the asphalt binder to enhance its performance and shall remain compatible with the asphalt binder with no separation. Softeners shall not be added to modified PG asphalt binder as defined in Articles 1032.05(b)(1) or 1032.05(b)(2).

An Attenuated Total Reflectance-Fourier Transform Infrared spectrum (ATR-FTIR) shall be collected for both the softening compound as well as the softener modified

asphalt binder at the dose intended for qualification. The ATR-FTIR spectra shall be collected on unaged softener modified binder, 20-hour Pressurized Aging Vessel (PAV) aged softener modified binder, and 40-hour PAV aged softener modified binder. The ATR-FTIR shall be collected in accordance with Illinois Test Procedure 601. The electronic files spectral files (in one of the following extensions or equivalent: *.SPA, *.SPG, *.IRD, *.IFG, *.CSV, *.SP, *.IRS, *.GAML, *. [0-9], *.IGM, *.ABS, *.DRT, *.SBM, *.RAS) shall be submitted to the Central Bureau of Materials.

Softener modified asphalt binders shall meet the requirements in Table 4.

Test	Asphalt Grade	
	SM PG 46-28	SM PG 46-34
	SM PG 52-28	SM PG 52-34
	SM PG 58-22	SM PG 58-28
	SM PG 64-22	
Small Strain Parameter (AASHTO PP 113) BBR, ΔT_c , 40 hrs PAV (40 hrs continuous or 2 PAV at 20 hrs)	-5°C min.	
Large Strain Parameter (Illinois Modified AASHTO T 391) DSR/LAS Fatigue Property, $\Delta G^* _{peak}$, 40 hrs PAV (40 hrs continuous or 2 PAV at 20 hrs)	≥ 54 %	

The following grades may be specified as tack coats.

Asphalt Grade	Use
PG 58-22, PG 58-28, PG 64-22	Tack Coat

Revise Article 1031.06(c)(1) and 1031.06(c)(2) of the Standard Specifications to read:

“(1) RAP/RAS. When RAP is used alone or RAP is used in conjunction with RAS, the percentage of virgin ABR shall not exceed the amounts listed in the following table.

Ndesign	Binder	Surface	Polymer Modified Binder or Surface ^{3/}
30	30	30	10
50	25	15	10
70	15	10	10
90	10	10	10

1/ For Low ESAL HMA shoulder and stabilized subbase, the RAP/RAS ABR shall not exceed 50 percent of the mixture.

- 2/ When RAP/RAS ABR exceeds 20 percent, the high and low virgin asphalt binder grades shall each be reduced by one grade (i.e. 25 percent ABR would require a virgin asphalt binder grade of PG 64-22 to be reduced to a PG 58-28).
 - 3/ The maximum ABR percentages for ground tire rubber (GTR) modified mixes shall be equivalent to the percentages specified for SBS/SBR polymer modified mixes.
- (2) FRAP/RAS. When FRAP is used alone or FRAP is used in conjunction with RAS, the percentage of virgin asphalt binder replacement shall not exceed the amounts listed in the following table.

HMA Mixtures - FRAP/RAS Maximum ABR % ^{1/2/}			
Ndesign	Binder	Surface	Polymer Modified Binder or Surface ^{3/}
30	55	45	15
50	45	40	15
70	45	35	15
90	45	35	15
SMA	--	--	25
IL-4.75	--	--	35

- 1/ For Low ESAL HMA shoulder and stabilized subbase, the FRAP/RAS ABR shall not exceed 50 percent of the mixture.
- 2/ When FRAP/RAS ABR exceeds 20 percent for all mixes, the high and low virgin asphalt binder grades shall each be reduced by one grade (i.e. 25 percent ABR would require a virgin asphalt binder grade of PG 64-22 to be reduced to a PG 58-28).
- 3/ The maximum ABR percentages for GTR modified mixes shall be equivalent to the percentages specified for SBS/SBR polymer modified mixes.”

Add the following to the end of Note 2 of Article 1030.03 of the Standard Specifications.

“A dedicated storage tank for the ground tire rubber (GTR) modified asphalt binder shall be provided. This tank shall be capable of providing continuous mechanical mixing throughout and/or recirculation of the asphalt binder to provide a uniform mixture. The tank shall be heated and capable of maintaining the temperature of the asphalt binder at 300 °F to 350 °F (149 °C to 177 °C). The asphalt binder metering systems of dryer drum plants shall be calibrated with the actual GTR modified asphalt binder material with an accuracy of ±0.40 percent.”

PORTLAND CEMENT CONCRETE (BDE)

Effective: August 1, 2023

Revise the second paragraph of Article 1103.03(a)(4) the Standard Specifications to read:

“The dispenser system shall provide a visual indication that the liquid admixture is actually entering the batch, such as via a transparent or translucent section of tubing or by independent check with an integrated secondary metering device. If approved by the Engineer, an alternate indicator may be used for admixtures dosed at rates of 25 oz/cwt (1630 mL/100 kg) or greater, such as accelerating admixtures, corrosion inhibitors, and viscosity modifying admixtures.”

80451

REMOVAL AND DISPOSAL OF REGULATED SUBSTANCES (BDE)

Effective: January 1, 2024

Revised: April 1, 2024

Revise the first paragraph of Article 669.04 of the Standard Specifications to read:

“669.04 Regulated Substances Monitoring. Regulated substances monitoring includes environmental observation and field screening during regulated substances management activities. The excavated soil and groundwater within the work areas shall be managed as either uncontaminated soil, hazardous waste, special waste, or non-special waste.

As part of the regulated substances monitoring, the monitoring personnel shall perform and document the applicable duties listed on form BDE 2732 “Regulated Substances Monitoring Daily Record (RSM DR)”.

Revise the first two sentences of the nineteenth paragraph of Article 669.05 of the Standard Specifications to read:

“The Contractor shall coordinate waste disposal approvals with the disposal facility and provide the specific analytical testing requirements of that facility. The Contractor shall make all arrangements for collection, transportation, and analysis of landfill acceptance testing.”

Revise the last paragraph of Article 669.05 of the Standard Specifications to read:

“The Contractor shall select a permitted landfill facility or CCDD/USFO facility meeting the requirements of 35 Ill. Admin. Code Parts 810-814 or Part 1100, respectively. The Department will review and approve or reject the facility proposed by the Contractor based upon information provided in BDE 2730. The Contractor shall verify whether the selected facility is compliant with those applicable standards as mandated by their permit and whether the facility is presently, has previously been, or has never been, on the United States Environmental Protection Agency (U.S. EPA) National Priorities List or the Resource Conservation and Recovery Act (RCRA) List of Violating Facilities. The use of a Contractor selected facility shall in no manner delay the construction schedule or alter the Contractor's responsibilities as set forth.”

Revise the first paragraph of Article 669.07 of the Standard Specifications to read:

“669.07 Temporary Staging. Soil classified according to Articles 669.05(a)(2), (b)(1), or (c) may be temporarily staged at the Contractor's option. All other soil classified according to Articles 669.05(a)(1), (a)(3), (a)(4), (a)(5), (a)(6), or (b)(2) shall be managed and disposed of without temporary staging to the greatest extent practicable. If circumstances beyond the Contractor's control require temporary staging of these latter materials, the Contractor shall request approval from the Engineer in writing.

Topsoil for re-use as final cover which has been field screened and found not to exhibit PID readings over daily background readings as documented on the BDE 2732, visual staining or

odors, and is classified according to Articles 669.05(a)(2), (a)(3), (a)(4), (b)(1), or (c) may be temporarily staged at the Contractor's option."

Add the following paragraph after the sixth paragraph of Article 669.11 of the Standard Specifications.

"The sampling and testing of effluent water derived from dewatering discharges for priority pollutants volatile organic compounds (VOCs), priority pollutants semi-volatile organic compounds (SVOCs), or priority pollutants metals, will be paid for at the contract unit price per each for VOCS GROUNDWATER ANALYSIS using EPA Method 8260B, SVOCS GROUNDWATER ANALYSIS using EPA Method 8270C, or RCRA METALS GROUNDWATER ANALYSIS using EPA Methods 6010B and 7471A. This price shall include transporting the sample from the job site to the laboratory."

Revise the first sentence of the eight paragraph of Article 669.11 of the Standard Specifications to read:

"Payment for temporary staging of soil classified according to Articles 669.05(a)(1), (a)(3), (a)(4), (a)(5), (a)(6), or (b)(2) to be managed and disposed of, if required and approved by the Engineer, will be paid according to Article 109.04."

80455

SOURCE OF SUPPLY AND QUALITY REQUIREMENTS (BDE)

Effective: January 2, 2023

Add the following to Article 106.01 of the Standard Specifications:

“The final manufacturing process for construction materials and the immediately preceding manufacturing stage for construction materials shall occur within the United States. Construction materials shall include an article, material, or supply that is or consists primarily of the following.

- (a) Non-ferrous metals;
- (b) Plastic and polymer-based products (including polyvinylchloride, composite building materials, and polymers used in fiber optic cables);
- (c) Glass (including optic glass);
- (d) Lumber;
- (e) Drywall.

Items consisting of two or more of the listed construction materials that have been combined through a manufacturing process, and items including at least one of the listed materials combined with a material that is not listed through a manufacturing process shall be exempt.”

80448

SUBCONTRACTOR AND DBE PAYMENT REPORTING (BDE)

Effective: April 2, 2018

Add the following to Section 109 of the Standard Specifications.

“109.14 Subcontractor and Disadvantaged Business Enterprise Payment Reporting.
The Contractor shall report all payments made to the following parties:

- (a) first tier subcontractors;
- (b) lower tier subcontractors affecting disadvantaged business enterprise (DBE) goal credit;
- (c) material suppliers or trucking firms that are part of the Contractor’s submitted DBE utilization plan.

The report shall be made through the Department’s on-line subcontractor payment reporting system within 21 days of making the payment.”

80397

SUBCONTRACTOR MOBILIZATION PAYMENTS (BDE)

Effective: November 2, 2017

Revised: April 1, 2019

Replace the second paragraph of Article 109.12 of the Standard Specifications with the following:

“This mobilization payment shall be made at least seven days prior to the subcontractor starting work. The amount paid shall be at the following percentage of the amount of the subcontract reported on form BC 260A submitted for the approval of the subcontractor’s work.

Value of Subcontract Reported on Form BC 260A	Mobilization Percentage
Less than \$10,000	25%
\$10,000 to less than \$20,000	20%
\$20,000 to less than \$40,000	18%
\$40,000 to less than \$60,000	16%
\$60,000 to less than \$80,000	14%
\$80,000 to less than \$100,000	12%
\$100,000 to less than \$250,000	10%
\$250,000 to less than \$500,000	9%
\$500,000 to \$750,000	8%
Over \$750,000	7%”

80391

SUBMISSION OF PAYROLL RECORDS (BDE)

Effective: April 1, 2021

Revised: November 2, 2023

FEDERAL AID CONTRACTS. Revise the following section of Check Sheet #1 of the Recurring Special Provisions to read:

“STATEMENTS AND PAYROLLS

The payroll records shall include the worker’s name, social security number, last known address, telephone number, email address, classification(s) of work actually performed, hourly rates of wages paid (including rates of contributions or costs anticipated for bona fide fringe benefits or cash equivalents thereof), daily and weekly number of hours actually worked in total, deductions made, and actual wages paid.

The Contractor and each subcontractor shall submit certified payroll records to the Department each week from the start to the completion of their respective work, except that full social security numbers, last known addresses, telephone numbers, and email addresses shall not be included on weekly submittals. Instead, the payrolls need only include an identification number for each employee (e.g., the last four digits of the employee’s social security number). The submittals shall be made using LCPTracker Pro software. The software is web-based and can be accessed at <https://lcptracker.com/>. When there has been no activity during a work week, a payroll record shall still be submitted with the appropriate option (“No Work”, “Suspended”, or “Complete”) selected.”

STATE CONTRACTS. Revise Item 3 of Section IV of Check Sheet #5 of the Recurring Special Provisions to read:

- “3. Submission of Payroll Records. The Contractor and each subcontractor shall, no later than the 15th day of each calendar month, file a certified payroll for the immediately preceding month to the Illinois Department of Labor (IDOL) through the Illinois Prevailing Wage Portal in compliance with the State Prevailing Wage Act (820 ILCS 130). The portal can be found on the IDOL website at <https://www2.illinois.gov/idol/Laws-Rules/CONMED/Pages/Prevailing-Wage-Portal.aspx>. Payrolls shall be submitted in the format prescribed by the IDOL.

In addition to filing certified payroll(s) with the IDOL, the Contractor and each subcontractor shall certify and submit payroll records to the Department each week from the start to the completion of their respective work, except that full social security numbers shall not be included on weekly submittals. Instead, the payrolls shall include an identification number for each employee (e.g., the last four digits of the employee’s social security number). In addition, starting and ending times of work each day may be omitted from the payroll records submitted. The submittals shall be made using LCPTracker Pro software. The software is web-based and can be accessed at <https://lcptracker.com/>.

When there has been no activity during a work week, a payroll record shall still be submitted with the appropriate option (“No Work”, “Suspended”, or “Complete”) selected.”

80437

VEHICLE AND EQUIPMENT WARNING LIGHTS (BDE)

Effective: November 1, 2021

Revised: November 1, 2022

Add the following paragraph after the first paragraph of Article 701.08 of the Standard Specifications:

“The Contractor shall equip all vehicles and equipment with high-intensity oscillating, rotating, or flashing, amber or amber-and-white, warning lights which are visible from all directions. In accordance with 625 ILCS 5/12-215, the lights may only be in operation while the vehicle or equipment is engaged in construction operations.”

80439

WEEKLY DBE TRUCKING REPORTS (BDE)

Effective: June 2, 2012

Revised: November 1, 2021

The Contractor shall submit a weekly report of Disadvantaged Business Enterprise (DBE) trucks hired by the Contractor or subcontractors (i.e. not owned by the Contractor or subcontractors) that are used for DBE goal credit.

The report shall be submitted to the Engineer on Department form "SBE 723" within ten business days following the reporting period. The reporting period shall be Sunday through Saturday for each week reportable trucking activities occur.

Any costs associated with providing weekly DBE trucking reports shall be considered as included in the contract unit prices bid for the various items of work involved and no additional compensation will be allowed.

80302

WORK ZONE TRAFFIC CONTROL DEVICES (BDE)

Effective: March 2, 2020

Add the following to Article 701.03 of the Standard Specifications:

“(q) Temporary Sign Supports 1106.02”

Revise the third paragraph of Article 701.14 of the Standard Specifications to read:

“For temporary sign supports, the Contractor shall provide a FHWA eligibility letter for each device used on the contract. The letter shall provide information for the set-up and use of the device as well as a detailed drawing of the device. The signs shall be supported within 20 degrees of vertical. Weights used to stabilize signs shall be attached to the sign support per the manufacturer’s specifications.”

Revise the first paragraph of Article 701.15 of the Standard Specifications to read:

“**701.15 Traffic Control Devices.** For devices that must meet crashworthiness standards, the Contractor shall provide a manufacturer’s self-certification or a FHWA eligibility letter for each Category 1 device and a FHWA eligibility letter for each Category 2 and Category 3 device used on the contract. The self-certification or letter shall provide information for the set-up and use of the device as well as a detailed drawing of the device.”

Revise the first six paragraphs of Article 1106.02 of the Standard Specifications to read:

“**1106.02 Devices.** Work zone traffic control devices and combinations of devices shall meet crashworthiness standards for their respective categories. The categories are as follows.

Category 1 includes small, lightweight, channelizing and delineating devices that have been in common use for many years and are known to be crashworthy by crash testing of similar devices or years of demonstrable safe performance. These include cones, tubular markers, plastic drums, and delineators, with no attachments (e.g. lights). Category 1 devices manufactured after December 31, 2019 shall be MASH-16 compliant. Category 1 devices manufactured on or before December 31, 2019, and compliant with NCHRP 350 or MASH 2009, may be used on contracts let before December 31, 2024.

Category 2 includes devices that are not expected to produce significant vehicular velocity change but may otherwise be hazardous. These include vertical panels with lights, barricades, temporary sign supports, and Category 1 devices with attachments (e.g. drums with lights). Category 2 devices manufactured after December 31, 2019 shall be MASH-16 compliant. Category 2 devices manufactured on or before December 31, 2019, and compliant with NCHRP 350 or MASH 2009, may be used on contracts let before December 31, 2024.

Category 3 includes devices that are expected to cause significant velocity changes or other potentially harmful reactions to impacting vehicles. These include crash cushions (impact

attenuators), truck mounted attenuators, and other devices not meeting the definitions of Category 1 or 2. Category 3 devices manufactured after December 31, 2019 shall be MASH-16 compliant. Category 3 devices manufactured on or before December 31, 2019, and compliant with NCHRP 350 or MASH 2009, may be used on contracts let before December 31, 2029. Category 3 devices shall be crash tested for Test Level 3 or the test level specified.

Category 4 includes portable or trailer-mounted devices such as arrow boards, changeable message signs, temporary traffic signals, and area lighting supports. It is preferable for Category 4 devices manufactured after December 31, 2019 to be MASH-16 compliant; however, there are currently no crash tested devices in this category, so it remains exempt from the NCHRP 350 or MASH compliance requirement.

For each type of device, when no more than one MASH-16 compliant is available, an NCHRP 350 or MASH-2009 compliant device may be used, even if manufactured after December 31, 2019.”

Revise Articles 1106.02(g), 1106.02(k), and 1106.02(l) to read:

“(g) Truck Mounted/Trailer Mounted Attenuators. The attenuator shall be approved for use at Test Level 3. Test Level 2 may be used for normal posted speeds less than or equal to 45 mph.

(k) Temporary Water Filled Barrier. The water filled barrier shall be a lightweight plastic shell designed to accept water ballast and be on the Department’s qualified product list.

Shop drawings shall be furnished by the manufacturer and shall indicate the deflection of the barrier as determined by acceptance testing; the configuration of the barrier in that test; and the vehicle weight, velocity, and angle of impact of the deflection test. The Engineer shall be provided one copy of the shop drawings.

(l) Movable Traffic Barrier. The movable traffic barrier shall be on the Department’s qualified product list.

Shop drawings shall be furnished by the manufacturer and shall indicate the deflection of the barrier as determined by acceptance testing; the configuration of the barrier in that test; and the vehicle weight, velocity, and angle of impact of the deflection test. The Engineer shall be provided one copy of the shop drawings. The barrier shall be capable of being moved on and off the roadway on a daily basis.”

80427

REQUIRED CONTRACT PROVISIONS FEDERAL-AID CONSTRUCTION CONTRACTS

- I. General
- II. Nondiscrimination
- III. Non-segregated Facilities
- IV. Davis-Bacon and Related Act Provisions
- V. Contract Work Hours and Safety Standards Act Provisions
- VI. Subletting or Assigning the Contract
- VII. Safety: Accident Prevention
- VIII. False Statements Concerning Highway Projects
- IX. Implementation of Clean Air Act and Federal Water Pollution Control Act
- X. Certification Regarding Debarment, Suspension, Ineligibility and Voluntary Exclusion
- XI. Certification Regarding Use of Contract Funds for Lobbying
- XII. Use of United States-Flag Vessels:

ATTACHMENTS

A. Employment and Materials Preference for Appalachian Development Highway System or Appalachian Local Access Road Contracts (included in Appalachian contracts only)

I. GENERAL

1. Form FHWA-1273 must be physically incorporated in each construction contract funded under title 23, United States Code, as required in 23 CFR 633.102(b) (excluding emergency contracts solely intended for debris removal). The contractor (or subcontractor) must insert this form in each subcontract and further require its inclusion in all lower tier subcontracts (excluding purchase orders, rental agreements and other agreements for supplies or services). 23 CFR 633.102(e).

The applicable requirements of Form FHWA-1273 are incorporated by reference for work done under any purchase order, rental agreement or agreement for other services. The prime contractor shall be responsible for compliance by any subcontractor, lower-tier subcontractor or service provider. 23 CFR 633.102(e).

Form FHWA-1273 must be included in all Federal-aid design-build contracts, in all subcontracts and in lower tier subcontracts (excluding subcontracts for design services, purchase orders, rental agreements and other agreements for supplies or services) in accordance with 23 CFR 633.102. The design-builder shall be responsible for compliance by any subcontractor, lower-tier subcontractor or service provider.

Contracting agencies may reference Form FHWA-1273 in solicitation-for-bids or request-for-proposals documents, however, the Form FHWA-1273 must be physically incorporated (not referenced) in all contracts, subcontracts and lower-tier subcontracts (excluding purchase orders, rental agreements and other agreements for supplies or services related to a construction contract). 23 CFR 633.102(b).

2. Subject to the applicability criteria noted in the following sections, these contract provisions shall apply to all work

performed on the contract by the contractor's own organization and with the assistance of workers under the contractor's immediate superintendence and to all work performed on the contract by piecework, station work, or by subcontract. 23 CFR 633.102(d).

3. A breach of any of the stipulations contained in these Required Contract Provisions may be sufficient grounds for withholding of progress payments, withholding of final payment, termination of the contract, suspension / debarment or any other action determined to be appropriate by the contracting agency and FHWA.

4. Selection of Labor: During the performance of this contract, the contractor shall not use convict labor for any purpose within the limits of a construction project on a Federal-aid highway unless it is labor performed by convicts who are on parole, supervised release, or probation. 23 U.S.C. 114(b). The term Federal-aid highway does not include roadways functionally classified as local roads or rural minor collectors. 23 U.S.C. 101(a).

II. NONDISCRIMINATION (23 CFR 230.107(a); 23 CFR Part 230, Subpart A, Appendix A; EO 11246)

The provisions of this section related to 23 CFR Part 230, Subpart A, Appendix A are applicable to all Federal-aid construction contracts and to all related construction subcontracts of \$10,000 or more. The provisions of 23 CFR Part 230 are not applicable to material supply, engineering, or architectural service contracts.

In addition, the contractor and all subcontractors must comply with the following policies: Executive Order 11246, 41 CFR Part 60, 29 CFR Parts 1625-1627, 23 U.S.C. 140, Section 504 of the Rehabilitation Act of 1973, as amended (29 U.S.C. 794), Title VI of the Civil Rights Act of 1964, as amended (42 U.S.C. 2000d et seq.), and related regulations including 49 CFR Parts 21, 26, and 27; and 23 CFR Parts 200, 230, and 633.

The contractor and all subcontractors must comply with: the requirements of the Equal Opportunity Clause in 41 CFR 60-1.4(b) and, for all construction contracts exceeding \$10,000, the Standard Federal Equal Employment Opportunity Construction Contract Specifications in 41 CFR 60-4.3.

Note: The U.S. Department of Labor has exclusive authority to determine compliance with Executive Order 11246 and the policies of the Secretary of Labor including 41 CFR Part 60, and 29 CFR Parts 1625-1627. The contracting agency and the FHWA have the authority and the responsibility to ensure compliance with 23 U.S.C. 140, Section 504 of the Rehabilitation Act of 1973, as amended (29 U.S.C. 794), and Title VI of the Civil Rights Act of 1964, as amended (42 U.S.C. 2000d et seq.), and related regulations including 49 CFR Parts 21, 26, and 27; and 23 CFR Parts 200, 230, and 633.

The following provision is adopted from 23 CFR Part 230, Subpart A, Appendix A, with appropriate revisions to conform to the U.S. Department of Labor (US DOL) and FHWA requirements.

1. Equal Employment Opportunity: Equal Employment Opportunity (EEO) requirements not to discriminate and to take affirmative action to assure equal opportunity as set forth under laws, executive orders, rules, regulations (see 28 CFR Part 35, 29 CFR Part 1630, 29 CFR Parts 1625-1627, 41 CFR Part 60 and 49 CFR Part 27) and orders of the Secretary of Labor as modified by the provisions prescribed herein, and imposed pursuant to 23 U.S.C. 140, shall constitute the EEO and specific affirmative action standards for the contractor's project activities under this contract. The provisions of the Americans with Disabilities Act of 1990 (42 U.S.C. 12101 et seq.) set forth under 28 CFR Part 35 and 29 CFR Part 1630 are incorporated by reference in this contract. In the execution of this contract, the contractor agrees to comply with the following minimum specific requirement activities of EEO:

a. The contractor will work with the contracting agency and the Federal Government to ensure that it has made every good faith effort to provide equal opportunity with respect to all of its terms and conditions of employment and in their review of activities under the contract. 23 CFR 230.409 (g)(4) & (5).

b. The contractor will accept as its operating policy the following statement:

"It is the policy of this Company to assure that applicants are employed, and that employees are treated during employment, without regard to their race, religion, sex, sexual orientation, gender identity, color, national origin, age or disability. Such action shall include: employment, upgrading, demotion, or transfer; recruitment or recruitment advertising; layoff or termination; rates of pay or other forms of compensation; and selection for training, including apprenticeship, pre-apprenticeship, and/or on-the-job training."

2. EEO Officer: The contractor will designate and make known to the contracting officers an EEO Officer who will have the responsibility for and must be capable of effectively administering and promoting an active EEO program and who must be assigned adequate authority and responsibility to do so.

3. Dissemination of Policy: All members of the contractor's staff who are authorized to hire, supervise, promote, and discharge employees, or who recommend such action or are substantially involved in such action, will be made fully cognizant of and will implement the contractor's EEO policy and contractual responsibilities to provide EEO in each grade and classification of employment. To ensure that the above agreement will be met, the following actions will be taken as a minimum:

a. Periodic meetings of supervisory and personnel office employees will be conducted before the start of work and then not less often than once every six months, at which time the contractor's EEO policy and its implementation will be reviewed and explained. The meetings will be conducted by the EEO Officer or other knowledgeable company official.

b. All new supervisory or personnel office employees will be given a thorough indoctrination by the EEO Officer, covering all major aspects of the contractor's EEO obligations within thirty days following their reporting for duty with the contractor.

c. All personnel who are engaged in direct recruitment for the project will be instructed by the EEO Officer in the contractor's procedures for locating and hiring minorities and women.

d. Notices and posters setting forth the contractor's EEO policy will be placed in areas readily accessible to employees, applicants for employment and potential employees.

e. The contractor's EEO policy and the procedures to implement such policy will be brought to the attention of employees by means of meetings, employee handbooks, or other appropriate means.

4. Recruitment: When advertising for employees, the contractor will include in all advertisements for employees the notation: "An Equal Opportunity Employer." All such advertisements will be placed in publications having a large circulation among minorities and women in the area from which the project work force would normally be derived.

a. The contractor will, unless precluded by a valid bargaining agreement, conduct systematic and direct recruitment through public and private employee referral sources likely to yield qualified minorities and women. To meet this requirement, the contractor will identify sources of potential minority group employees and establish with such identified sources procedures whereby minority and women applicants may be referred to the contractor for employment consideration.

b. In the event the contractor has a valid bargaining agreement providing for exclusive hiring hall referrals, the contractor is expected to observe the provisions of that agreement to the extent that the system meets the contractor's compliance with EEO contract provisions. Where implementation of such an agreement has the effect of discriminating against minorities or women, or obligates the contractor to do the same, such implementation violates Federal nondiscrimination provisions.

c. The contractor will encourage its present employees to refer minorities and women as applicants for employment. Information and procedures with regard to referring such applicants will be discussed with employees.

5. Personnel Actions: Wages, working conditions, and employee benefits shall be established and administered, and personnel actions of every type, including hiring, upgrading, promotion, transfer, demotion, layoff, and termination, shall be taken without regard to race, color, religion, sex, sexual orientation, gender identity, national origin, age or disability. The following procedures shall be followed:

a. The contractor will conduct periodic inspections of project sites to ensure that working conditions and employee facilities do not indicate discriminatory treatment of project site personnel.

b. The contractor will periodically evaluate the spread of wages paid within each classification to determine any evidence of discriminatory wage practices.

c. The contractor will periodically review selected personnel actions in depth to determine whether there is evidence of discrimination. Where evidence is found, the contractor will promptly take corrective action. If the review indicates that the discrimination may extend beyond the actions reviewed, such corrective action shall include all affected persons.

d. The contractor will promptly investigate all complaints of alleged discrimination made to the contractor in connection with its obligations under this contract, will attempt to resolve such complaints, and will take appropriate corrective action

within a reasonable time. If the investigation indicates that the discrimination may affect persons other than the complainant, such corrective action shall include such other persons. Upon completion of each investigation, the contractor will inform every complainant of all of their avenues of appeal.

6. Training and Promotion:

a. The contractor will assist in locating, qualifying, and increasing the skills of minorities and women who are applicants for employment or current employees. Such efforts should be aimed at developing full journey level status employees in the type of trade or job classification involved.

b. Consistent with the contractor's work force requirements and as permissible under Federal and State regulations, the contractor shall make full use of training programs (i.e., apprenticeship and on-the-job training programs for the geographical area of contract performance). In the event a special provision for training is provided under this contract, this subparagraph will be superseded as indicated in the special provision. The contracting agency may reserve training positions for persons who receive welfare assistance in accordance with 23 U.S.C. 140(a).

c. The contractor will advise employees and applicants for employment of available training programs and entrance requirements for each.

d. The contractor will periodically review the training and promotion potential of employees who are minorities and women and will encourage eligible employees to apply for such training and promotion.

7. Unions: If the contractor relies in whole or in part upon unions as a source of employees, the contractor will use good faith efforts to obtain the cooperation of such unions to increase opportunities for minorities and women. 23 CFR 230.409. Actions by the contractor, either directly or through a contractor's association acting as agent, will include the procedures set forth below:

a. The contractor will use good faith efforts to develop, in cooperation with the unions, joint training programs aimed toward qualifying more minorities and women for membership in the unions and increasing the skills of minorities and women so that they may qualify for higher paying employment.

b. The contractor will use good faith efforts to incorporate an EEO clause into each union agreement to the end that such union will be contractually bound to refer applicants without regard to their race, color, religion, sex, sexual orientation, gender identity, national origin, age, or disability.

c. The contractor is to obtain information as to the referral practices and policies of the labor union except that to the extent such information is within the exclusive possession of the labor union and such labor union refuses to furnish such information to the contractor, the contractor shall so certify to the contracting agency and shall set forth what efforts have been made to obtain such information.

d. In the event the union is unable to provide the contractor with a reasonable flow of referrals within the time limit set forth in the collective bargaining agreement, the contractor will, through independent recruitment efforts, fill the employment vacancies without regard to race, color, religion, sex, sexual orientation, gender identity, national origin, age, or disability; making full efforts to obtain qualified and/or qualifiable minorities and women. The failure of a union to provide

sufficient referrals (even though it is obligated to provide exclusive referrals under the terms of a collective bargaining agreement) does not relieve the contractor from the requirements of this paragraph. In the event the union referral practice prevents the contractor from meeting the obligations pursuant to Executive Order 11246, as amended, and these special provisions, such contractor shall immediately notify the contracting agency.

8. Reasonable Accommodation for Applicants /

Employees with Disabilities: The contractor must be familiar with the requirements for and comply with the Americans with Disabilities Act and all rules and regulations established thereunder. Employers must provide reasonable accommodation in all employment activities unless to do so would cause an undue hardship.

9. Selection of Subcontractors, Procurement of Materials and Leasing of Equipment:

The contractor shall not discriminate on the grounds of race, color, religion, sex, sexual orientation, gender identity, national origin, age, or disability in the selection and retention of subcontractors, including procurement of materials and leases of equipment. The contractor shall take all necessary and reasonable steps to ensure nondiscrimination in the administration of this contract.

a. The contractor shall notify all potential subcontractors, suppliers, and lessors of their EEO obligations under this contract.

b. The contractor will use good faith efforts to ensure subcontractor compliance with their EEO obligations.

10. Assurances Required:

a. The requirements of 49 CFR Part 26 and the State DOT's FHWA-approved Disadvantaged Business Enterprise (DBE) program are incorporated by reference.

b. The contractor, subrecipient or subcontractor shall not discriminate on the basis of race, color, national origin, or sex in the performance of this contract. The contractor shall carry out applicable requirements of 49 CFR part 26 in the award and administration of DOT-assisted contracts. Failure by the contractor to carry out these requirements is a material breach of this contract, which may result in the termination of this contract or such other remedy as the recipient deems appropriate, which may include, but is not limited to:

- (1) Withholding monthly progress payments;
- (2) Assessing sanctions;
- (3) Liquidated damages; and/or
- (4) Disqualifying the contractor from future bidding as non-responsible.

c. The Title VI and nondiscrimination provisions of U.S. DOT Order 1050.2A at Appendixes A and E are incorporated by reference. 49 CFR Part 21.

11. Records and Reports: The contractor shall keep such records as necessary to document compliance with the EEO requirements. Such records shall be retained for a period of three years following the date of the final payment to the contractor for all contract work and shall be available at reasonable times and places for inspection by authorized representatives of the contracting agency and the FHWA.

a. The records kept by the contractor shall document the following:

(1) The number and work hours of minority and non-minority group members and women employed in each work classification on the project;

(2) The progress and efforts being made in cooperation with unions, when applicable, to increase employment opportunities for minorities and women; and

(3) The progress and efforts being made in locating, hiring, training, qualifying, and upgrading minorities and women.

b. The contractors and subcontractors will submit an annual report to the contracting agency each July for the duration of the project indicating the number of minority, women, and non-minority group employees currently engaged in each work classification required by the contract work. This information is to be reported on [Form FHWA-1391](#). The staffing data should represent the project work force on board in all or any part of the last payroll period preceding the end of July. If on-the-job training is being required by special provision, the contractor will be required to collect and report training data. The employment data should reflect the work force on board during all or any part of the last payroll period preceding the end of July.

III. NONSEGREGATED FACILITIES

This provision is applicable to all Federal-aid construction contracts and to all related construction subcontracts of more than \$10,000. 41 CFR 60-1.5.

As prescribed by 41 CFR 60-1.8, the contractor must ensure that facilities provided for employees are provided in such a manner that segregation on the basis of race, color, religion, sex, sexual orientation, gender identity, or national origin cannot result. The contractor may neither require such segregated use by written or oral policies nor tolerate such use by employee custom. The contractor's obligation extends further to ensure that its employees are not assigned to perform their services at any location under the contractor's control where the facilities are segregated. The term "facilities" includes waiting rooms, work areas, restaurants and other eating areas, time clocks, restrooms, washrooms, locker rooms and other storage or dressing areas, parking lots, drinking fountains, recreation or entertainment areas, transportation, and housing provided for employees. The contractor shall provide separate or single-user restrooms and necessary dressing or sleeping areas to assure privacy between sexes.

IV. DAVIS-BACON AND RELATED ACT PROVISIONS

This section is applicable to all Federal-aid construction projects exceeding \$2,000 and to all related subcontracts and lower-tier subcontracts (regardless of subcontract size), in accordance with 29 CFR 5.5. The requirements apply to all projects located within the right-of-way of a roadway that is functionally classified as Federal-aid highway. 23 U.S.C. 113. This excludes roadways functionally classified as local roads or rural minor collectors, which are exempt. 23 U.S.C. 101. Where applicable law requires that projects be treated as a project on a Federal-aid highway, the provisions of this subpart will apply regardless of the location of the project. Examples include: Surface Transportation Block Grant Program projects funded under 23 U.S.C. 133 [excluding recreational trails projects], the Nationally Significant Freight and Highway

Projects funded under 23 U.S.C. 117, and National Highway Freight Program projects funded under 23 U.S.C. 167.

The following provisions are from the U.S. Department of Labor regulations in 29 CFR 5.5 "Contract provisions and related matters" with minor revisions to conform to the FHWA- 1273 format and FHWA program requirements.

1. Minimum wages (29 CFR 5.5)

a. *Wage rates and fringe benefits.* All laborers and mechanics employed or working upon the site of the work (or otherwise working in construction or development of the project under a development statute), will be paid unconditionally and not less often than once a week, and without subsequent deduction or rebate on any account (except such payroll deductions as are permitted by regulations issued by the Secretary of Labor under the Copeland Act ([29 CFR part 3](#))), the full amount of basic hourly wages and bona fide fringe benefits (or cash equivalents thereof) due at time of payment computed at rates not less than those contained in the wage determination of the Secretary of Labor which is attached hereto and made a part hereof, regardless of any contractual relationship which may be alleged to exist between the contractor and such laborers and mechanics. As provided in paragraphs (d) and (e) of 29 CFR 5.5, the appropriate wage determinations are effective by operation of law even if they have not been attached to the contract. Contributions made or costs reasonably anticipated for bona fide fringe benefits under the Davis-Bacon Act ([40 U.S.C. 3141\(2\)\(B\)](#)) on behalf of laborers or mechanics are considered wages paid to such laborers or mechanics, subject to the provisions of paragraph 1.e. of this section; also, regular contributions made or costs incurred for more than a weekly period (but not less often than quarterly) under plans, funds, or programs which cover the particular weekly period, are deemed to be constructively made or incurred during such weekly period. Such laborers and mechanics must be paid the appropriate wage rate and fringe benefits on the wage determination for the classification(s) of work actually performed, without regard to skill, except as provided in paragraph 4. of this section. Laborers or mechanics performing work in more than one classification may be compensated at the rate specified for each classification for the time actually worked therein: *Provided*, That the employer's payroll records accurately set forth the time spent in each classification in which work is performed. The wage determination (including any additional classifications and wage rates conformed under paragraph 1.c. of this section) and the Davis-Bacon poster (WH-1321) must be posted at all times by the contractor and its subcontractors at the site of the work in a prominent and accessible place where it can be easily seen by the workers.

b. *Frequently recurring classifications.* (1) In addition to wage and fringe benefit rates that have been determined to be prevailing under the procedures set forth in [29 CFR part 1](#), a wage determination may contain, pursuant to § 1.3(f), wage and fringe benefit rates for classifications of laborers and mechanics for which conformance requests are regularly submitted pursuant to paragraph 1.c. of this section, provided that:

(i) The work performed by the classification is not performed by a classification in the wage determination for which a prevailing wage rate has been determined;

(ii) The classification is used in the area by the construction industry; and

(iii) The wage rate for the classification bears a reasonable relationship to the prevailing wage rates contained in the wage determination.

(2) The Administrator will establish wage rates for such classifications in accordance with paragraph 1.c.(1)(iii) of this section. Work performed in such a classification must be paid at no less than the wage and fringe benefit rate listed on the wage determination for such classification.

c. *Conformance.* (1) The contracting officer must require that any class of laborers or mechanics, including helpers, which is not listed in the wage determination and which is to be employed under the contract be classified in conformance with the wage determination. Conformance of an additional classification and wage rate and fringe benefits is appropriate only when the following criteria have been met:

(i) The work to be performed by the classification requested is not performed by a classification in the wage determination; and

(ii) The classification is used in the area by the construction industry; and

(iii) The proposed wage rate, including any bona fide fringe benefits, bears a reasonable relationship to the wage rates contained in the wage determination.

(2) The conformance process may not be used to split, subdivide, or otherwise avoid application of classifications listed in the wage determination.

(3) If the contractor and the laborers and mechanics to be employed in the classification (if known), or their representatives, and the contracting officer agree on the classification and wage rate (including the amount designated for fringe benefits where appropriate), a report of the action taken will be sent by the contracting officer by email to DBAconformance@dol.gov. The Administrator, or an authorized representative, will approve, modify, or disapprove every additional classification action within 30 days of receipt and so advise the contracting officer or will notify the contracting officer within the 30-day period that additional time is necessary.

(4) In the event the contractor, the laborers or mechanics to be employed in the classification or their representatives, and the contracting officer do not agree on the proposed classification and wage rate (including the amount designated for fringe benefits, where appropriate), the contracting officer will, by email to DBAconformance@dol.gov, refer the questions, including the views of all interested parties and the recommendation of the contracting officer, to the Administrator for determination. The Administrator, or an authorized representative, will issue a determination within 30 days of receipt and so advise the contracting officer or will notify the contracting officer within the 30-day period that additional time is necessary.

(5) The contracting officer must promptly notify the contractor of the action taken by the Wage and Hour Division

under paragraphs 1.c.(3) and (4) of this section. The contractor must furnish a written copy of such determination to each affected worker or it must be posted as a part of the wage determination. The wage rate (including fringe benefits where appropriate) determined pursuant to paragraph 1.c.(3) or (4) of this section must be paid to all workers performing work in the classification under this contract from the first day on which work is performed in the classification.

d. *Fringe benefits not expressed as an hourly rate.*

Whenever the minimum wage rate prescribed in the contract for a class of laborers or mechanics includes a fringe benefit which is not expressed as an hourly rate, the contractor may either pay the benefit as stated in the wage determination or may pay another bona fide fringe benefit or an hourly cash equivalent thereof.

e. *Unfunded plans.* If the contractor does not make payments to a trustee or other third person, the contractor may consider as part of the wages of any laborer or mechanic the amount of any costs reasonably anticipated in providing bona fide fringe benefits under a plan or program, *Provided*, That the Secretary of Labor has found, upon the written request of the contractor, in accordance with the criteria set forth in § 5.28, that the applicable standards of the Davis-Bacon Act have been met. The Secretary of Labor may require the contractor to set aside in a separate account assets for the meeting of obligations under the plan or program.

f. *Interest.* In the event of a failure to pay all or part of the wages required by the contract, the contractor will be required to pay interest on any underpayment of wages.

2. Withholding (29 CFR 5.5)

a. *Withholding requirements.* The contracting agency may, upon its own action, or must, upon written request of an authorized representative of the Department of Labor, withhold or cause to be withheld from the contractor so much of the accrued payments or advances as may be considered necessary to satisfy the liabilities of the prime contractor or any subcontractor for the full amount of wages and monetary relief, including interest, required by the clauses set forth in this section for violations of this contract, or to satisfy any such liabilities required by any other Federal contract, or federally assisted contract subject to Davis-Bacon labor standards, that is held by the same prime contractor (as defined in § 5.2). The necessary funds may be withheld from the contractor under this contract, any other Federal contract with the same prime contractor, or any other federally assisted contract that is subject to Davis-Bacon labor standards requirements and is held by the same prime contractor, regardless of whether the other contract was awarded or assisted by the same agency, and such funds may be used to satisfy the contractor liability for which the funds were withheld. In the event of a contractor's failure to pay any laborer or mechanic, including any apprentice or helper working on the site of the work all or part of the wages required by the contract, or upon the contractor's failure to submit the required records as discussed in paragraph 3.d. of this section, the contracting agency may on its own initiative and after written notice to the contractor, take such action as may be necessary to cause the suspension of any further payment, advance, or guarantee of funds until such violations have ceased.

b. *Priority to withheld funds.* The Department has priority to funds withheld or to be withheld in accordance with paragraph

2.a. of this section or Section V, paragraph 3.a., or both, over claims to those funds by:

- (1) A contractor's surety(ies), including without limitation performance bond sureties and payment bond sureties;
- (2) A contracting agency for its procurement costs;
- (3) A trustee(s) (either a court-appointed trustee or a U.S. trustee, or both) in bankruptcy of a contractor, or a contractor's bankruptcy estate;
- (4) A contractor's assignee(s);
- (5) A contractor's successor(s); or
- (6) A claim asserted under the Prompt Payment Act, [31 U.S.C. 3901–3907](#).

3. Records and certified payrolls (29 CFR 5.5)

a. Basic record requirements (1) Length of record retention. All regular payrolls and other basic records must be maintained by the contractor and any subcontractor during the course of the work and preserved for all laborers and mechanics working at the site of the work (or otherwise working in construction or development of the project under a development statute) for a period of at least 3 years after all the work on the prime contract is completed.

(2) Information required. Such records must contain the name; Social Security number; last known address, telephone number, and email address of each such worker; each worker's correct classification(s) of work actually performed; hourly rates of wages paid (including rates of contributions or costs anticipated for bona fide fringe benefits or cash equivalents thereof of the types described in [40 U.S.C. 3141\(2\)\(B\)](#) of the Davis-Bacon Act); daily and weekly number of hours actually worked in total and on each covered contract; deductions made; and actual wages paid.

(3) Additional records relating to fringe benefits. Whenever the Secretary of Labor has found under paragraph 1.e. of this section that the wages of any laborer or mechanic include the amount of any costs reasonably anticipated in providing benefits under a plan or program described in [40 U.S.C. 3141\(2\)\(B\)](#) of the Davis-Bacon Act, the contractor must maintain records which show that the commitment to provide such benefits is enforceable, that the plan or program is financially responsible, and that the plan or program has been communicated in writing to the laborers or mechanics affected, and records which show the costs anticipated or the actual cost incurred in providing such benefits.

(4) Additional records relating to apprenticeship. Contractors with apprentices working under approved programs must maintain written evidence of the registration of apprenticeship programs, the registration of the apprentices, and the ratios and wage rates prescribed in the applicable programs.

b. Certified payroll requirements (1) Frequency and method of submission. The contractor or subcontractor must submit weekly, for each week in which any DBA- or Related Acts-covered work is performed, certified payrolls to the contracting

agency. The prime contractor is responsible for the submission of all certified payrolls by all subcontractors. A contracting agency or prime contractor may permit or require contractors to submit certified payrolls through an electronic system, as long as the electronic system requires a legally valid electronic signature; the system allows the contractor, the contracting agency, and the Department of Labor to access the certified payrolls upon request for at least 3 years after the work on the prime contract has been completed; and the contracting agency or prime contractor permits other methods of submission in situations where the contractor is unable or limited in its ability to use or access the electronic system.

(2) Information required. The certified payrolls submitted must set out accurately and completely all of the information required to be maintained under paragraph 3.a.(2) of this section, except that full Social Security numbers and last known addresses, telephone numbers, and email addresses must not be included on weekly transmittals. Instead, the certified payrolls need only include an individually identifying number for each worker (e.g., the last four digits of the worker's Social Security number). The required weekly certified payroll information may be submitted using Optional Form WH-347 or in any other format desired. Optional Form WH-347 is available for this purpose from the Wage and Hour Division website at <https://www.dol.gov/sites/dolgov/files/WHDLegacy/files/wh347.pdf> or its successor website. It is not a violation of this section for a prime contractor to require a subcontractor to provide full Social Security numbers and last known addresses, telephone numbers, and email addresses to the prime contractor for its own records, without weekly submission by the subcontractor to the contracting agency.

(3) Statement of Compliance. Each certified payroll submitted must be accompanied by a "Statement of Compliance," signed by the contractor or subcontractor, or the contractor's or subcontractor's agent who pays or supervises the payment of the persons working on the contract, and must certify the following:

(i) That the certified payroll for the payroll period contains the information required to be provided under paragraph 3.b. of this section, the appropriate information and basic records are being maintained under paragraph 3.a. of this section, and such information and records are correct and complete;

(ii) That each laborer or mechanic (including each helper and apprentice) working on the contract during the payroll period has been paid the full weekly wages earned, without rebate, either directly or indirectly, and that no deductions have been made either directly or indirectly from the full wages earned, other than permissible deductions as set forth in [29 CFR part 3](#); and

(iii) That each laborer or mechanic has been paid not less than the applicable wage rates and fringe benefits or cash equivalents for the classification(s) of work actually performed, as specified in the applicable wage determination incorporated into the contract.

(4) Use of Optional Form WH-347. The weekly submission of a properly executed certification set forth on the reverse side of Optional Form WH-347 will satisfy the requirement for submission of the "Statement of Compliance" required by paragraph 3.b.(3) of this section.

(5) *Signature*. The signature by the contractor, subcontractor, or the contractor's or subcontractor's agent must be an original handwritten signature or a legally valid electronic signature.

(6) *Falsification*. The falsification of any of the above certifications may subject the contractor or subcontractor to civil or criminal prosecution under [18 U.S.C. 1001](#) and [31 U.S.C. 3729](#).

(7) *Length of certified payroll retention*. The contractor or subcontractor must preserve all certified payrolls during the course of the work and for a period of 3 years after all the work on the prime contract is completed.

c. *Contracts, subcontracts, and related documents*. The contractor or subcontractor must maintain this contract or subcontract and related documents including, without limitation, bids, proposals, amendments, modifications, and extensions. The contractor or subcontractor must preserve these contracts, subcontracts, and related documents during the course of the work and for a period of 3 years after all the work on the prime contract is completed.

d. *Required disclosures and access* (1) *Required record disclosures and access to workers*. The contractor or subcontractor must make the records required under paragraphs 3.a. through 3.c. of this section, and any other documents that the contracting agency, the State DOT, the FHWA, or the Department of Labor deems necessary to determine compliance with the labor standards provisions of any of the applicable statutes referenced by § 5.1, available for inspection, copying, or transcription by authorized representatives of the contracting agency, the State DOT, the FHWA, or the Department of Labor, and must permit such representatives to interview workers during working hours on the job.

(2) *Sanctions for non-compliance with records and worker access requirements*. If the contractor or subcontractor fails to submit the required records or to make them available, or refuses to permit worker interviews during working hours on the job, the Federal agency may, after written notice to the contractor, sponsor, applicant, owner, or other entity, as the case may be, that maintains such records or that employs such workers, take such action as may be necessary to cause the suspension of any further payment, advance, or guarantee of funds. Furthermore, failure to submit the required records upon request or to make such records available, or to permit worker interviews during working hours on the job, may be grounds for debarment action pursuant to § 5.12. In addition, any contractor or other person that fails to submit the required records or make those records available to WHD within the time WHD requests that the records be produced will be precluded from introducing as evidence in an administrative proceeding under [29 CFR part 6](#) any of the required records that were not provided or made available to WHD. WHD will take into consideration a reasonable request from the contractor or person for an extension of the time for submission of records. WHD will determine the reasonableness of the request and may consider, among other things, the location of the records and the volume of production.

(3) *Required information disclosures*. Contractors and subcontractors must maintain the full Social Security number and last known address, telephone number, and email address

of each covered worker, and must provide them upon request to the contracting agency, the State DOT, the FHWA, the contractor, or the Wage and Hour Division of the Department of Labor for purposes of an investigation or other compliance action.

4. Apprentices and equal employment opportunity (29 CFR 5.5)

a. *Apprentices* (1) *Rate of pay*. Apprentices will be permitted to work at less than the predetermined rate for the work they perform when they are employed pursuant to and individually registered in a bona fide apprenticeship program registered with the U.S. Department of Labor, Employment and Training Administration, Office of Apprenticeship (OA), or with a State Apprenticeship Agency recognized by the OA. A person who is not individually registered in the program, but who has been certified by the OA or a State Apprenticeship Agency (where appropriate) to be eligible for probationary employment as an apprentice, will be permitted to work at less than the predetermined rate for the work they perform in the first 90 days of probationary employment as an apprentice in such a program. In the event the OA or a State Apprenticeship Agency recognized by the OA withdraws approval of an apprenticeship program, the contractor will no longer be permitted to use apprentices at less than the applicable predetermined rate for the work performed until an acceptable program is approved.

(2) *Fringe benefits*. Apprentices must be paid fringe benefits in accordance with the provisions of the apprenticeship program. If the apprenticeship program does not specify fringe benefits, apprentices must be paid the full amount of fringe benefits listed on the wage determination for the applicable classification. If the Administrator determines that a different practice prevails for the applicable apprentice classification, fringe benefits must be paid in accordance with that determination.

(3) *Apprenticeship ratio*. The allowable ratio of apprentices to journeyworkers on the job site in any craft classification must not be greater than the ratio permitted to the contractor as to the entire work force under the registered program or the ratio applicable to the locality of the project pursuant to paragraph 4.a.(4) of this section. Any worker listed on a payroll at an apprentice wage rate, who is not registered or otherwise employed as stated in paragraph 4.a.(1) of this section, must be paid not less than the applicable wage rate on the wage determination for the classification of work actually performed. In addition, any apprentice performing work on the job site in excess of the ratio permitted under this section must be paid not less than the applicable wage rate on the wage determination for the work actually performed.

(4) *Reciprocity of ratios and wage rates*. Where a contractor is performing construction on a project in a locality other than the locality in which its program is registered, the ratios and wage rates (expressed in percentages of the journeyworker's hourly rate) applicable within the locality in which the construction is being performed must be observed. If there is no applicable ratio or wage rate for the locality of the project, the ratio and wage rate specified in the contractor's registered program must be observed.

b. *Equal employment opportunity*. The use of apprentices and journeyworkers under this part must be in conformity with

the equal employment opportunity requirements of Executive Order 11246, as amended, and [29 CFR part 30](#).

c. Apprentices and Trainees (programs of the U.S. DOT).

Apprentices and trainees working under apprenticeship and skill training programs which have been certified by the Secretary of Transportation as promoting EEO in connection with Federal-aid highway construction programs are not subject to the requirements of paragraph 4 of this Section IV. 23 CFR 230.111(e)(2). The straight time hourly wage rates for apprentices and trainees under such programs will be established by the particular programs. The ratio of apprentices and trainees to journeyworkers shall not be greater than permitted by the terms of the particular program.

5. Compliance with Copeland Act requirements. The contractor shall comply with the requirements of 29 CFR part 3, which are incorporated by reference in this contract as provided in 29 CFR 5.5.

6. Subcontracts. The contractor or subcontractor must insert FHWA-1273 in any subcontracts, along with the applicable wage determination(s) and such other clauses or contract modifications as the contracting agency may by appropriate instructions require, and a clause requiring the subcontractors to include these clauses and wage determination(s) in any lower tier subcontracts. The prime contractor is responsible for the compliance by any subcontractor or lower tier subcontractor with all the contract clauses in this section. In the event of any violations of these clauses, the prime contractor and any subcontractor(s) responsible will be liable for any unpaid wages and monetary relief, including interest from the date of the underpayment or loss, due to any workers of lower-tier subcontractors, and may be subject to debarment, as appropriate. 29 CFR 5.5.

7. Contract termination: debarment. A breach of the contract clauses in 29 CFR 5.5 may be grounds for termination of the contract, and for debarment as a contractor and a subcontractor as provided in 29 CFR 5.12.

8. Compliance with Davis-Bacon and Related Act requirements. All rulings and interpretations of the Davis-Bacon and Related Acts contained in 29 CFR parts 1, 3, and 5 are herein incorporated by reference in this contract as provided in 29 CFR 5.5.

9. Disputes concerning labor standards. As provided in 29 CFR 5.5, disputes arising out of the labor standards provisions of this contract shall not be subject to the general disputes clause of this contract. Such disputes shall be resolved in accordance with the procedures of the Department of Labor set forth in 29 CFR parts 5, 6, and 7. Disputes within the meaning of this clause include disputes between the contractor (or any of its subcontractors) and the contracting agency, the U.S. Department of Labor, or the employees or their representatives.

10. Certification of eligibility. a. By entering into this contract, the contractor certifies that neither it nor any person or firm who has an interest in the contractor's firm is a person or firm ineligible to be awarded Government contracts by virtue of [40 U.S.C. 3144\(b\)](#) or § 5.12(a).

b. No part of this contract shall be subcontracted to any person or firm ineligible for award of a Government contract by virtue of [40 U.S.C. 3144\(b\)](#) or § 5.12(a).

c. The penalty for making false statements is prescribed in the U.S. Code, Title 18 Crimes and Criminal Procedure, [18 U.S.C. 1001](#).

11. Anti-retaliation. It is unlawful for any person to discharge, demote, intimidate, threaten, restrain, coerce, blacklist, harass, or in any other manner discriminate against, or to cause any person to discharge, demote, intimidate, threaten, restrain, coerce, blacklist, harass, or in any other manner discriminate against, any worker or job applicant for:

a. Notifying any contractor of any conduct which the worker reasonably believes constitutes a violation of the DBA, Related Acts, this part, or [29 CFR part 1](#) or [3](#);

b. Filing any complaint, initiating or causing to be initiated any proceeding, or otherwise asserting or seeking to assert on behalf of themselves or others any right or protection under the DBA, Related Acts, this part, or [29 CFR part 1](#) or [3](#);

c. Cooperating in any investigation or other compliance action, or testifying in any proceeding under the DBA, Related Acts, this part, or [29 CFR part 1](#) or [3](#); or

d. Informing any other person about their rights under the DBA, Related Acts, this part, or [29 CFR part 1](#) or [3](#).

V. CONTRACT WORK HOURS AND SAFETY STANDARDS ACT

Pursuant to 29 CFR 5.5(b), the following clauses apply to any Federal-aid construction contract in an amount in excess of \$100,000 and subject to the overtime provisions of the Contract Work Hours and Safety Standards Act. These clauses shall be inserted in addition to the clauses required by 29 CFR 5.5(a) or 29 CFR 4.6. As used in this paragraph, the terms laborers and mechanics include watchpersons and guards.

1. Overtime requirements. No contractor or subcontractor contracting for any part of the contract work which may require or involve the employment of laborers or mechanics shall require or permit any such laborer or mechanic in any workweek in which he or she is employed on such work to work in excess of forty hours in such workweek unless such laborer or mechanic receives compensation at a rate not less than one and one-half times the basic rate of pay for all hours worked in excess of forty hours in such workweek. 29 CFR 5.5.

2. Violation; liability for unpaid wages; liquidated damages. In the event of any violation of the clause set forth in paragraph 1. of this section the contractor and any subcontractor responsible therefor shall be liable for the unpaid wages and interest from the date of the underpayment. In addition, such contractor and subcontractor shall be liable to the United States (in the case of work done under contract for the District of Columbia or a territory, to such District or to such territory), for liquidated damages. Such liquidated damages shall be computed with respect to each individual laborer or

mechanic, including watchpersons and guards, employed in violation of the clause set forth in paragraph 1. of this section, in the sum currently provided in 29 CFR 5.5(b)(2)* for each calendar day on which such individual was required or permitted to work in excess of the standard workweek of forty hours without payment of the overtime wages required by the clause set forth in paragraph 1. of this section.

* \$31 as of January 15, 2023 (See 88 FR 88 FR 2210) as may be adjusted annually by the Department of Labor, pursuant to the Federal Civil Penalties Inflation Adjustment Act of 1990.

3. Withholding for unpaid wages and liquidated damages

a. *Withholding process.* The FHWA or the contracting agency may, upon its own action, or must, upon written request of an authorized representative of the Department of Labor, withhold or cause to be withheld from the contractor so much of the accrued payments or advances as may be considered necessary to satisfy the liabilities of the prime contractor or any subcontractor for any unpaid wages; monetary relief, including interest; and liquidated damages required by the clauses set forth in this section on this contract, any other Federal contract with the same prime contractor, or any other federally assisted contract subject to the Contract Work Hours and Safety Standards Act that is held by the same prime contractor (as defined in § 5.2). The necessary funds may be withheld from the contractor under this contract, any other Federal contract with the same prime contractor, or any other federally assisted contract that is subject to the Contract Work Hours and Safety Standards Act and is held by the same prime contractor, regardless of whether the other contract was awarded or assisted by the same agency, and such funds may be used to satisfy the contractor liability for which the funds were withheld.

b. *Priority to withheld funds.* The Department has priority to funds withheld or to be withheld in accordance with Section IV paragraph 2.a. or paragraph 3.a. of this section, or both, over claims to those funds by:

- (1) A contractor's surety(ies), including without limitation performance bond sureties and payment bond sureties;
- (2) A contracting agency for its procurement costs;
- (3) A trustee(s) (either a court-appointed trustee or a U.S. trustee, or both) in bankruptcy of a contractor, or a contractor's bankruptcy estate;
- (4) A contractor's assignee(s);
- (5) A contractor's successor(s); or
- (6) A claim asserted under the Prompt Payment Act, [31 U.S.C. 3901](#)–3907.

4. Subcontracts. The contractor or subcontractor must insert in any subcontracts the clauses set forth in paragraphs 1. through 5. of this section and a clause requiring the subcontractors to include these clauses in any lower tier subcontracts. The prime contractor is responsible for compliance by any subcontractor or lower tier subcontractor with the clauses set forth in paragraphs 1. through 5. In the

event of any violations of these clauses, the prime contractor and any subcontractor(s) responsible will be liable for any unpaid wages and monetary relief, including interest from the date of the underpayment or loss, due to any workers of lower-tier subcontractors, and associated liquidated damages and may be subject to debarment, as appropriate.

5. Anti-retaliation. It is unlawful for any person to discharge, demote, intimidate, threaten, restrain, coerce, blacklist, harass, or in any other manner discriminate against, or to cause any person to discharge, demote, intimidate, threaten, restrain, coerce, blacklist, harass, or in any other manner discriminate against, any worker or job applicant for:

- a. Notifying any contractor of any conduct which the worker reasonably believes constitutes a violation of the Contract Work Hours and Safety Standards Act (CWHSSA) or its implementing regulations in this part;
- b. Filing any complaint, initiating or causing to be initiated any proceeding, or otherwise asserting or seeking to assert on behalf of themselves or others any right or protection under CWHSSA or this part;
- c. Cooperating in any investigation or other compliance action, or testifying in any proceeding under CWHSSA or this part; or
- d. Informing any other person about their rights under CWHSSA or this part.

VI. SUBLETTING OR ASSIGNING THE CONTRACT

This provision is applicable to all Federal-aid construction contracts on the National Highway System pursuant to 23 CFR 635.116.

1. The contractor shall perform with its own organization contract work amounting to not less than 30 percent (or a greater percentage if specified elsewhere in the contract) of the total original contract price, excluding any specialty items designated by the contracting agency. Specialty items may be performed by subcontract and the amount of any such specialty items performed may be deducted from the total original contract price before computing the amount of work required to be performed by the contractor's own organization (23 CFR 635.116).

a. The term "perform work with its own organization" in paragraph 1 of Section VI refers to workers employed or leased by the prime contractor, and equipment owned or rented by the prime contractor, with or without operators. Such term does not include employees or equipment of a subcontractor or lower tier subcontractor, agents of the prime contractor, or any other assignees. The term may include payments for the costs of hiring leased employees from an employee leasing firm meeting all relevant Federal and State regulatory requirements. Leased employees may only be included in this term if the prime contractor meets all of the following conditions: (based on longstanding interpretation)

- (1) the prime contractor maintains control over the supervision of the day-to-day activities of the leased employees;
- (2) the prime contractor remains responsible for the quality of the work of the leased employees;

- (3) the prime contractor retains all power to accept or exclude individual employees from work on the project; and
- (4) the prime contractor remains ultimately responsible for the payment of predetermined minimum wages, the submission of payrolls, statements of compliance and all other Federal regulatory requirements.

b. "Specialty Items" shall be construed to be limited to work that requires highly specialized knowledge, abilities, or equipment not ordinarily available in the type of contracting organizations qualified and expected to bid or propose on the contract as a whole and in general are to be limited to minor components of the overall contract. 23 CFR 635.102.

2. Pursuant to 23 CFR 635.116(a), the contract amount upon which the requirements set forth in paragraph (1) of Section VI is computed includes the cost of material and manufactured products which are to be purchased or produced by the contractor under the contract provisions.

3. Pursuant to 23 CFR 635.116(c), the contractor shall furnish (a) a competent superintendent or supervisor who is employed by the firm, has full authority to direct performance of the work in accordance with the contract requirements, and is in charge of all construction operations (regardless of who performs the work) and (b) such other of its own organizational resources (supervision, management, and engineering services) as the contracting officer determines is necessary to assure the performance of the contract.

4. No portion of the contract shall be sublet, assigned or otherwise disposed of except with the written consent of the contracting officer, or authorized representative, and such consent when given shall not be construed to relieve the contractor of any responsibility for the fulfillment of the contract. Written consent will be given only after the contracting agency has assured that each subcontract is evidenced in writing and that it contains all pertinent provisions and requirements of the prime contract. (based on long-standing interpretation of 23 CFR 635.116).

5. The 30-percent self-performance requirement of paragraph (1) is not applicable to design-build contracts; however, contracting agencies may establish their own self-performance requirements. 23 CFR 635.116(d).

VII. SAFETY: ACCIDENT PREVENTION

This provision is applicable to all Federal-aid construction contracts and to all related subcontracts.

1. In the performance of this contract the contractor shall comply with all applicable Federal, State, and local laws governing safety, health, and sanitation (23 CFR Part 635). The contractor shall provide all safeguards, safety devices and protective equipment and take any other needed actions as it determines, or as the contracting officer may determine, to be reasonably necessary to protect the life and health of employees on the job and the safety of the public and to protect property in connection with the performance of the work covered by the contract. 23 CFR 635.108.

2. It is a condition of this contract, and shall be made a condition of each subcontract, which the contractor enters into pursuant to this contract, that the contractor and any subcontractor shall not permit any employee, in performance of the contract, to work in surroundings or under conditions which are unsanitary, hazardous or dangerous to his/her health or safety, as determined under construction safety and

health standards (29 CFR Part 1926) promulgated by the Secretary of Labor, in accordance with Section 107 of the Contract Work Hours and Safety Standards Act (40 U.S.C. 3704). 29 CFR 1926.10.

3. Pursuant to 29 CFR 1926.3, it is a condition of this contract that the Secretary of Labor or authorized representative thereof, shall have right of entry to any site of contract performance to inspect or investigate the matter of compliance with the construction safety and health standards and to carry out the duties of the Secretary under Section 107 of the Contract Work Hours and Safety Standards Act (40 U.S.C. 3704).

VIII. FALSE STATEMENTS CONCERNING HIGHWAY PROJECTS

This provision is applicable to all Federal-aid construction contracts and to all related subcontracts.

In order to assure high quality and durable construction in conformity with approved plans and specifications and a high degree of reliability on statements and representations made by engineers, contractors, suppliers, and workers on Federal-aid highway projects, it is essential that all persons concerned with the project perform their functions as carefully, thoroughly, and honestly as possible. Willful falsification, distortion, or misrepresentation with respect to any facts related to the project is a violation of Federal law. To prevent any misunderstanding regarding the seriousness of these and similar acts, Form FHWA-1022 shall be posted on each Federal-aid highway project (23 CFR Part 635) in one or more places where it is readily available to all persons concerned with the project:

18 U.S.C. 1020 reads as follows:

"Whoever, being an officer, agent, or employee of the United States, or of any State or Territory, or whoever, whether a person, association, firm, or corporation, knowingly makes any false statement, false representation, or false report as to the character, quality, quantity, or cost of the material used or to be used, or the quantity or quality of the work performed or to be performed, or the cost thereof in connection with the submission of plans, maps, specifications, contracts, or costs of construction on any highway or related project submitted for approval to the Secretary of Transportation; or

Whoever knowingly makes any false statement, false representation, false report or false claim with respect to the character, quality, quantity, or cost of any work performed or to be performed, or materials furnished or to be furnished, in connection with the construction of any highway or related project approved by the Secretary of Transportation; or

Whoever knowingly makes any false statement or false representation as to material fact in any statement, certificate, or report submitted pursuant to provisions of the Federal-aid Roads Act approved July 11, 1916, (39 Stat. 355), as amended and supplemented;

Shall be fined under this title or imprisoned not more than 5 years or both."

IX. IMPLEMENTATION OF CLEAN AIR ACT AND FEDERAL WATER POLLUTION CONTROL ACT (42 U.S.C. 7606; 2 CFR 200.88; EO 11738)

This provision is applicable to all Federal-aid construction contracts in excess of \$150,000 and to all related subcontracts. 48 CFR 2.101; 2 CFR 200.327.

By submission of this bid/proposal or the execution of this contract or subcontract, as appropriate, the bidder, proposer, Federal-aid construction contractor, subcontractor, supplier, or vendor agrees to comply with all applicable standards, orders or regulations issued pursuant to the Clean Air Act (42 U.S.C. 7401-7671q) and the Federal Water Pollution Control Act, as amended (33 U.S.C. 1251-1387). Violations must be reported to the Federal Highway Administration and the Regional Office of the Environmental Protection Agency. 2 CFR Part 200, Appendix II.

The contractor agrees to include or cause to be included the requirements of this Section in every subcontract, and further agrees to take such action as the contracting agency may direct as a means of enforcing such requirements. 2 CFR 200.327.

X. CERTIFICATION REGARDING DEBARMENT, SUSPENSION, INELIGIBILITY AND VOLUNTARY EXCLUSION

This provision is applicable to all Federal-aid construction contracts, design-build contracts, subcontracts, lower-tier subcontracts, purchase orders, lease agreements, consultant contracts or any other covered transaction requiring FHWA approval or that is estimated to cost \$25,000 or more – as defined in 2 CFR Parts 180 and 1200. 2 CFR 180.220 and 1200.220.

1. Instructions for Certification – First Tier Participants:

a. By signing and submitting this proposal, the prospective first tier participant is providing the certification set out below.

b. The inability of a person to provide the certification set out below will not necessarily result in denial of participation in this covered transaction. The prospective first tier participant shall submit an explanation of why it cannot provide the certification set out below. The certification or explanation will be considered in connection with the department or agency's determination whether to enter into this transaction. However, failure of the prospective first tier participant to furnish a certification or an explanation shall disqualify such a person from participation in this transaction. 2 CFR 180.320.

c. The certification in this clause is a material representation of fact upon which reliance was placed when the contracting agency determined to enter into this transaction. If it is later determined that the prospective participant knowingly rendered an erroneous certification, in addition to other remedies available to the Federal Government, the contracting agency may terminate this transaction for cause of default. 2 CFR 180.325.

d. The prospective first tier participant shall provide immediate written notice to the contracting agency to whom this proposal is submitted if any time the prospective first tier participant learns that its certification was erroneous when submitted or has become erroneous by reason of changed circumstances. 2 CFR 180.345 and 180.350.

e. The terms "covered transaction," "debarred," "suspended," "ineligible," "participant," "person," "principal," and "voluntarily excluded," as used in this clause, are defined in 2 CFR Parts 180, Subpart I, 180.900-180.1020, and 1200. "First Tier Covered Transactions" refers to any covered transaction between a recipient or subrecipient of Federal funds and a participant (such as the prime or general contract). "Lower Tier Covered Transactions" refers to any covered transaction under a First Tier Covered Transaction (such as subcontracts). "First Tier Participant" refers to the participant who has entered into a covered transaction with a recipient or subrecipient of Federal funds (such as the prime or general contractor). "Lower Tier Participant" refers any participant who has entered into a covered transaction with a First Tier Participant or other Lower Tier Participants (such as subcontractors and suppliers).

f. The prospective first tier participant agrees by submitting this proposal that, should the proposed covered transaction be entered into, it shall not knowingly enter into any lower tier covered transaction with a person who is debarred, suspended, declared ineligible, or voluntarily excluded from participation in this covered transaction, unless authorized by the department or agency entering into this transaction. 2 CFR 180.330.

g. The prospective first tier participant further agrees by submitting this proposal that it will include the clause titled "Certification Regarding Debarment, Suspension, Ineligibility and Voluntary Exclusion-Lower Tier Covered Transactions," provided by the department or contracting agency, entering into this covered transaction, without modification, in all lower tier covered transactions and in all solicitations for lower tier covered transactions exceeding the \$25,000 threshold. 2 CFR 180.220 and 180.300.

h. A participant in a covered transaction may rely upon a certification of a prospective participant in a lower tier covered transaction that is not debarred, suspended, ineligible, or voluntarily excluded from the covered transaction, unless it knows that the certification is erroneous. 2 CFR 180.300; 180.320, and 180.325. A participant is responsible for ensuring that its principals are not suspended, debarred, or otherwise ineligible to participate in covered transactions. 2 CFR 180.335. To verify the eligibility of its principals, as well as the eligibility of any lower tier prospective participants, each participant may, but is not required to, check the System for Award Management website (<https://www.sam.gov>). 2 CFR 180.300, 180.320, and 180.325.

i. Nothing contained in the foregoing shall be construed to require the establishment of a system of records in order to render in good faith the certification required by this clause. The knowledge and information of the prospective participant is not required to exceed that which is normally possessed by a prudent person in the ordinary course of business dealings.

j. Except for transactions authorized under paragraph (f) of these instructions, if a participant in a covered transaction knowingly enters into a lower tier covered transaction with a person who is suspended, debarred, ineligible, or voluntarily excluded from participation in this transaction, in addition to other remedies available to the Federal Government, the department or agency may terminate this transaction for cause or default. 2 CFR 180.325.

* * * * *

2. Certification Regarding Debarment, Suspension, Ineligibility and Voluntary Exclusion – First Tier Participants:

a. The prospective first tier participant certifies to the best of its knowledge and belief, that it and its principals:

(1) Are not presently debarred, suspended, proposed for debarment, declared ineligible, or voluntarily excluded from participating in covered transactions by any Federal department or agency, 2 CFR 180.335;

(2) Have not within a three-year period preceding this proposal been convicted of or had a civil judgment rendered against them for commission of fraud or a criminal offense in connection with obtaining, attempting to obtain, or performing a public (Federal, State, or local) transaction or contract under a public transaction; violation of Federal or State antitrust statutes or commission of embezzlement, theft, forgery, bribery, falsification or destruction of records, making false statements, or receiving stolen property, 2 CFR 180.800;

(3) Are not presently indicted for or otherwise criminally or civilly charged by a governmental entity (Federal, State or local) with commission of any of the offenses enumerated in paragraph (a)(2) of this certification, 2 CFR 180.700 and 180.800; and

(4) Have not within a three-year period preceding this application/proposal had one or more public transactions (Federal, State or local) terminated for cause or default. 2 CFR 180.335(d).

(5) Are not a corporation that has been convicted of a felony violation under any Federal law within the two-year period preceding this proposal (USDOT Order 4200.6 implementing appropriations act requirements); and

(6) Are not a corporation with any unpaid Federal tax liability that has been assessed, for which all judicial and administrative remedies have been exhausted, or have lapsed, and that is not being paid in a timely manner pursuant to an agreement with the authority responsible for collecting the tax liability (USDOT Order 4200.6 implementing appropriations act requirements).

b. Where the prospective participant is unable to certify to any of the statements in this certification, such prospective participant should attach an explanation to this proposal. 2 CFR 180.335 and 180.340.

* * * * *

3. Instructions for Certification - Lower Tier Participants:

(Applicable to all subcontracts, purchase orders, and other lower tier transactions requiring prior FHWA approval or estimated to cost \$25,000 or more - 2 CFR Parts 180 and 1200). 2 CFR 180.220 and 1200.220.

a. By signing and submitting this proposal, the prospective lower tier participant is providing the certification set out below.

b. The certification in this clause is a material representation of fact upon which reliance was placed when this transaction was entered into. If it is later determined that the prospective lower tier participant knowingly rendered an erroneous certification, in addition to other remedies available to the Federal Government, the department, or agency with which

this transaction originated may pursue available remedies, including suspension and/or debarment.

c. The prospective lower tier participant shall provide immediate written notice to the person to which this proposal is submitted if at any time the prospective lower tier participant learns that its certification was erroneous by reason of changed circumstances. 2 CFR 180.365.

d. The terms "covered transaction," "debarred," "suspended," "ineligible," "participant," "person," "principal," and "voluntarily excluded," as used in this clause, are defined in 2 CFR Parts 180, Subpart I, 180.900 – 180.1020, and 1200. You may contact the person to which this proposal is submitted for assistance in obtaining a copy of those regulations. "First Tier Covered Transactions" refers to any covered transaction between a recipient or subrecipient of Federal funds and a participant (such as the prime or general contract). "Lower Tier Covered Transactions" refers to any covered transaction under a First Tier Covered Transaction (such as subcontracts). "First Tier Participant" refers to the participant who has entered into a covered transaction with a recipient or subrecipient of Federal funds (such as the prime or general contractor). "Lower Tier Participant" refers any participant who has entered into a covered transaction with a First Tier Participant or other Lower Tier Participants (such as subcontractors and suppliers).

e. The prospective lower tier participant agrees by submitting this proposal that, should the proposed covered transaction be entered into, it shall not knowingly enter into any lower tier covered transaction with a person who is debarred, suspended, declared ineligible, or voluntarily excluded from participation in this covered transaction, unless authorized by the department or agency with which this transaction originated. 2 CFR 1200.220 and 1200.332.

f. The prospective lower tier participant further agrees by submitting this proposal that it will include this clause titled "Certification Regarding Debarment, Suspension, Ineligibility and Voluntary Exclusion-Lower Tier Covered Transaction," without modification, in all lower tier covered transactions and in all solicitations for lower tier covered transactions exceeding the \$25,000 threshold. 2 CFR 180.220 and 1200.220.

g. A participant in a covered transaction may rely upon a certification of a prospective participant in a lower tier covered transaction that is not debarred, suspended, ineligible, or voluntarily excluded from the covered transaction, unless it knows that the certification is erroneous. A participant is responsible for ensuring that its principals are not suspended, debarred, or otherwise ineligible to participate in covered transactions. To verify the eligibility of its principals, as well as the eligibility of any lower tier prospective participants, each participant may, but is not required to, check the System for Award Management website (<https://www.sam.gov>), which is compiled by the General Services Administration. 2 CFR 180.300, 180.320, 180.330, and 180.335.

h. Nothing contained in the foregoing shall be construed to require establishment of a system of records in order to render in good faith the certification required by this clause. The knowledge and information of participant is not required to exceed that which is normally possessed by a prudent person in the ordinary course of business dealings.

i. Except for transactions authorized under paragraph e of these instructions, if a participant in a covered transaction knowingly enters into a lower tier covered transaction with a person who is suspended, debarred, ineligible, or voluntarily

excluded from participation in this transaction, in addition to other remedies available to the Federal Government, the department or agency with which this transaction originated may pursue available remedies, including suspension and/or debarment. 2 CFR 180.325.

* * * * *

4. Certification Regarding Debarment, Suspension, Ineligibility and Voluntary Exclusion--Lower Tier Participants:

a. The prospective lower tier participant certifies, by submission of this proposal, that neither it nor its principals:

(1) is presently debarred, suspended, proposed for debarment, declared ineligible, or voluntarily excluded from participating in covered transactions by any Federal department or agency, 2 CFR 180.355;

(2) is a corporation that has been convicted of a felony violation under any Federal law within the two-year period preceding this proposal (USDOT Order 4200.6 implementing appropriations act requirements); and

(3) is a corporation with any unpaid Federal tax liability that has been assessed, for which all judicial and administrative remedies have been exhausted, or have lapsed, and that is not being paid in a timely manner pursuant to an agreement with the authority responsible for collecting the tax liability. (USDOT Order 4200.6 implementing appropriations act requirements)

b. Where the prospective lower tier participant is unable to certify to any of the statements in this certification, such prospective participant should attach an explanation to this proposal.

* * * * *

XI. CERTIFICATION REGARDING USE OF CONTRACT FUNDS FOR LOBBYING

This provision is applicable to all Federal-aid construction contracts and to all related subcontracts which exceed \$100,000. 49 CFR Part 20, App. A.

1. The prospective participant certifies, by signing and submitting this bid or proposal, to the best of his or her knowledge and belief, that:

a. No Federal appropriated funds have been paid or will be paid, by or on behalf of the undersigned, to any person for influencing or attempting to influence an officer or employee of any Federal agency, a Member of Congress, an officer or employee of Congress, or an employee of a Member of Congress in connection with the awarding of any Federal contract, the making of any Federal grant, the making of any Federal loan, the entering into of any cooperative agreement, and the extension, continuation, renewal, amendment, or modification of any Federal contract, grant, loan, or cooperative agreement.

b. If any funds other than Federal appropriated funds have been paid or will be paid to any person for influencing or attempting to influence an officer or employee of any Federal agency, a Member of Congress, an officer or employee of Congress, or an employee of a Member of Congress in connection with this Federal contract, grant, loan, or

cooperative agreement, the undersigned shall complete and submit Standard Form-LLL, "Disclosure Form to Report Lobbying," in accordance with its instructions.

2. This certification is a material representation of fact upon which reliance was placed when this transaction was made or entered into. Submission of this certification is a prerequisite for making or entering into this transaction imposed by 31 U.S.C. 1352. Any person who fails to file the required certification shall be subject to a civil penalty of not less than \$10,000 and not more than \$100,000 for each such failure.

3. The prospective participant also agrees by submitting its bid or proposal that the participant shall require that the language of this certification be included in all lower tier subcontracts, which exceed \$100,000 and that all such recipients shall certify and disclose accordingly.

XII. USE OF UNITED STATES-FLAG VESSELS:

This provision is applicable to all Federal-aid construction contracts, design-build contracts, subcontracts, lower-tier subcontracts, purchase orders, lease agreements, or any other covered transaction. 46 CFR Part 381.

This requirement applies to material or equipment that is acquired for a specific Federal-aid highway project. 46 CFR 381.7. It is not applicable to goods or materials that come into inventories independent of an FHWA funded-contract.

When oceanic shipments (or shipments across the Great Lakes) are necessary for materials or equipment acquired for a specific Federal-aid construction project, the bidder, proposer, contractor, subcontractor, or vendor agrees:

1. To utilize privately owned United States-flag commercial vessels to ship at least 50 percent of the gross tonnage (computed separately for dry bulk carriers, dry cargo liners, and tankers) involved, whenever shipping any equipment, material, or commodities pursuant to this contract, to the extent such vessels are available at fair and reasonable rates for United States-flag commercial vessels. 46 CFR 381.7.

2. To furnish within 20 days following the date of loading for shipments originating within the United States or within 30 working days following the date of loading for shipments originating outside the United States, a legible copy of a rated, 'on-board' commercial ocean bill-of-lading in English for each shipment of cargo described in paragraph (b)(1) of this section to both the Contracting Officer (through the prime contractor in the case of subcontractor bills-of-lading) and to the Office of Cargo and Commercial Sealift (MAR-620), Maritime Administration, Washington, DC 20590. (MARAD requires copies of the ocean carrier's (master) bills of lading, certified onboard, dated, with rates and charges. These bills of lading may contain business sensitive information and therefore may be submitted directly to MARAD by the Ocean Transportation Intermediary on behalf of the contractor). 46 CFR 381.7.

**ATTACHMENT A - EMPLOYMENT AND MATERIALS
PREFERENCE FOR APPALACHIAN DEVELOPMENT HIGHWAY
SYSTEM OR APPALACHIAN LOCAL ACCESS**

ROAD CONTRACTS (23 CFR 633, Subpart B, Appendix B)

This provision is applicable to all Federal-aid projects funded under the Appalachian Regional Development Act of 1965.

1. During the performance of this contract, the contractor undertaking to do work which is, or reasonably may be, done as on-site work, shall give preference to qualified persons who regularly reside in the labor area as designated by the DOL wherein the contract work is situated, or the subregion, or the Appalachian counties of the State wherein the contract work is situated, except:

a. To the extent that qualified persons regularly residing in the area are not available.

b. For the reasonable needs of the contractor to employ supervisory or specially experienced personnel necessary to assure an efficient execution of the contract work.

c. For the obligation of the contractor to offer employment to present or former employees as the result of a lawful collective bargaining contract, provided that the number of nonresident persons employed under this subparagraph (1c) shall not exceed 20 percent of the total number of employees employed by the contractor on the contract work, except as provided in subparagraph (4) below.

2. The contractor shall place a job order with the State Employment Service indicating (a) the classifications of the laborers, mechanics and other employees required to perform the contract work, (b) the number of employees required in each classification, (c) the date on which the participant estimates such employees will be required, and (d) any other pertinent information required by the State Employment Service to complete the job order form. The job order may be placed with the State Employment Service in writing or by telephone. If during the course of the contract work, the information submitted by the contractor in the original job order is substantially modified, the participant shall promptly notify the State Employment Service.

3. The contractor shall give full consideration to all qualified job applicants referred to him by the State Employment Service. The contractor is not required to grant employment to any job applicants who, in his opinion, are not qualified to perform the classification of work required.

4. If, within one week following the placing of a job order by the contractor with the State Employment Service, the State Employment Service is unable to refer any qualified job applicants to the contractor, or less than the number requested, the State Employment Service will forward a certificate to the contractor indicating the unavailability of applicants. Such certificate shall be made a part of the contractor's permanent project records. Upon receipt of this certificate, the contractor may employ persons who do not normally reside in the labor area to fill positions covered by the certificate, notwithstanding the provisions of subparagraph (1c) above.

5. The provisions of 23 CFR 633.207(e) allow the contracting agency to provide a contractual preference for the use of mineral resource materials native to the Appalachian region.

6. The contractor shall include the provisions of Sections 1 through 4 of this Attachment A in every subcontract for work which is, or reasonably may be, done as on-site work.