

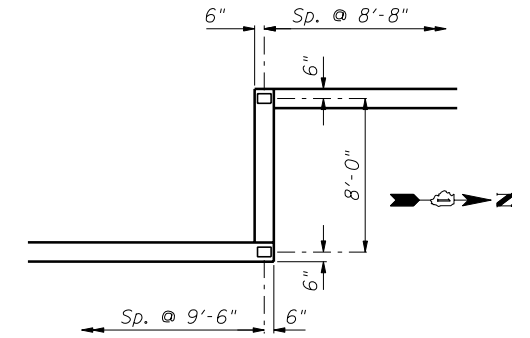
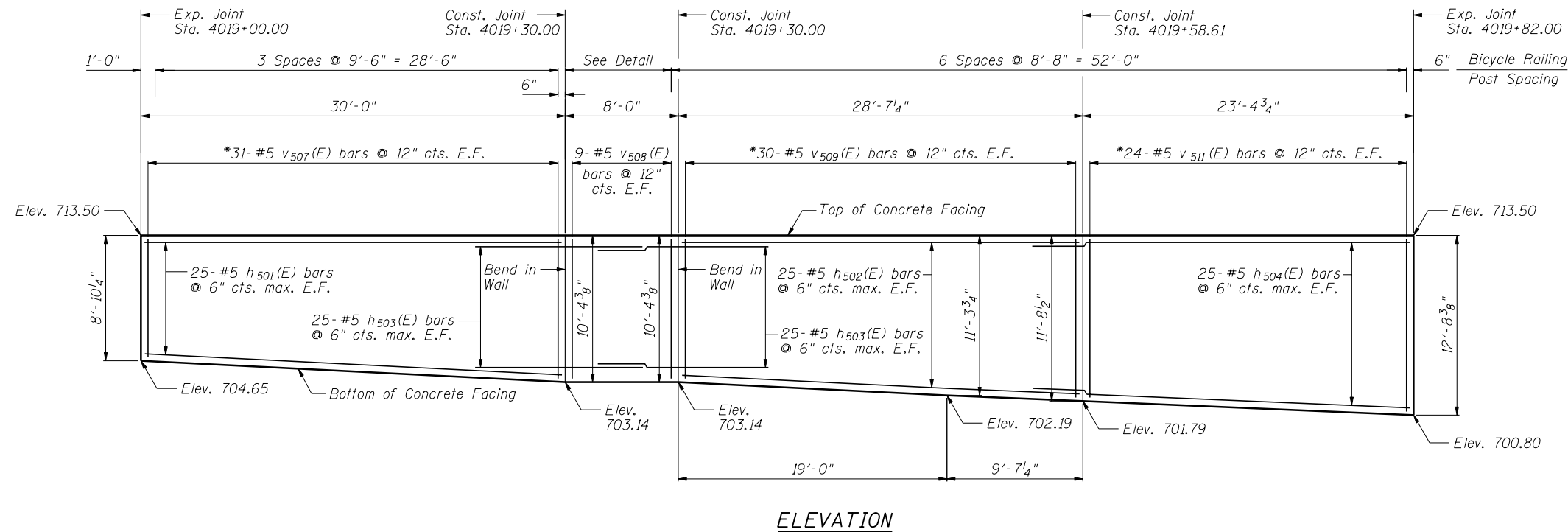
Notes:

Minimum lap for #5 bar is 3'-8". Minimum lap for #6 bar is 4'-5".

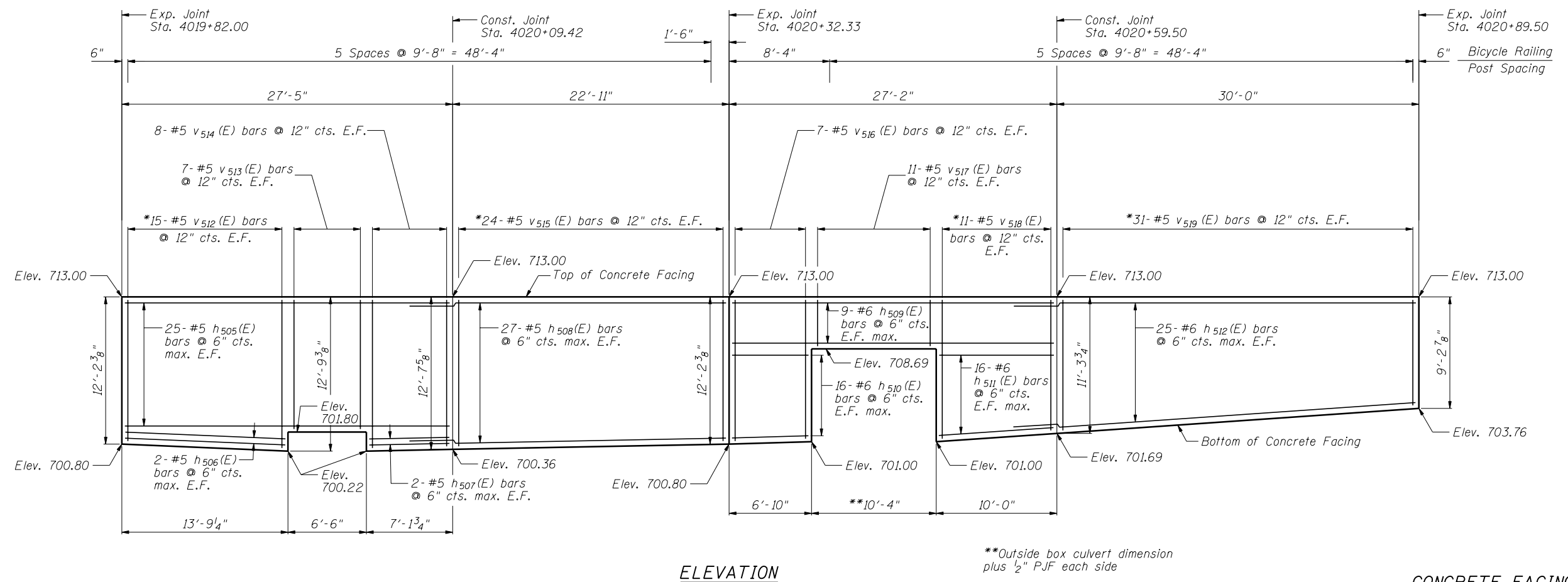
Space reinforcement in wall to miss shear studs.

* signifies cut bar. Order per length on Bill of Material. Cut as shown in Cutting Diagram and use half of bars in each face.

See Sheet SE-10 for Concrete Facing Details and Bill of Material.



POST SPACING @
CORNER DETAIL



**Outside box culvert dimension plus 1/2" PJF each side

CONCRETE FACING 2
SN 022-W052

FILE NAME = ...EGP42-W052-008-ConcreteFacing2.dgn



USER NAME = SAW	DESIGNED - LAS	REVISED -
	CHECKED - DAZ	REVISED -
PLOT SCALE = 10.0000' / IN.	DRAWN - SAW	REVISED -
PLOT DATE = 5/4/2012	CHECKED - LAS	REVISED -

STATE OF ILLINOIS
DEPARTMENT OF TRANSPORTATION

CONCRETE FACING 2
STA. 4017+22.00 TO STA. 4023+28.14 SN 022-W052

SHEET NO. SE-8 OF SE-14 SHEETS

F.A.P. RTE.	SECTION	COUNTY	TOTAL SHEETS	SHEET NO.
338	2011-036-1	DUPAGE	234	118
CONTRACT NO. 60P42				
ILLINOIS FED. AID PROJECT				