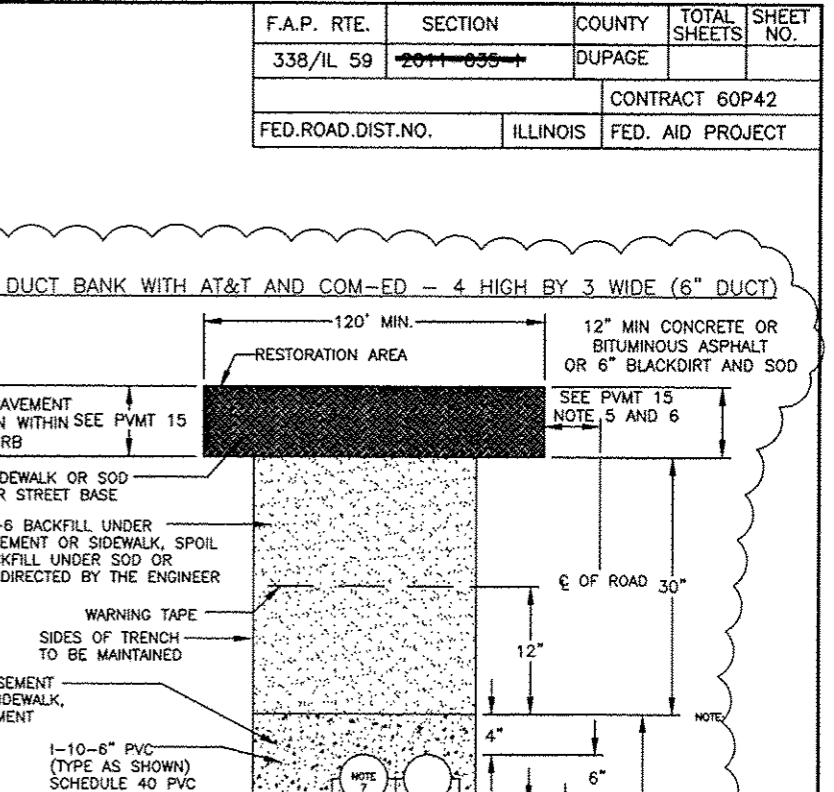
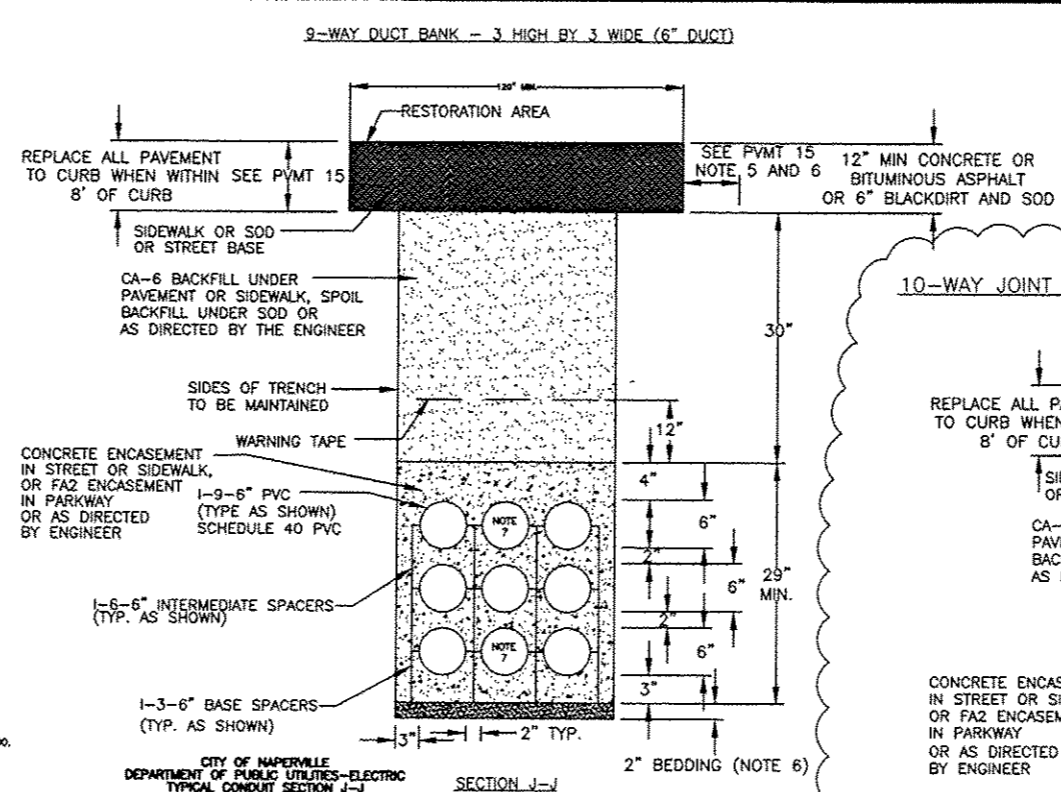
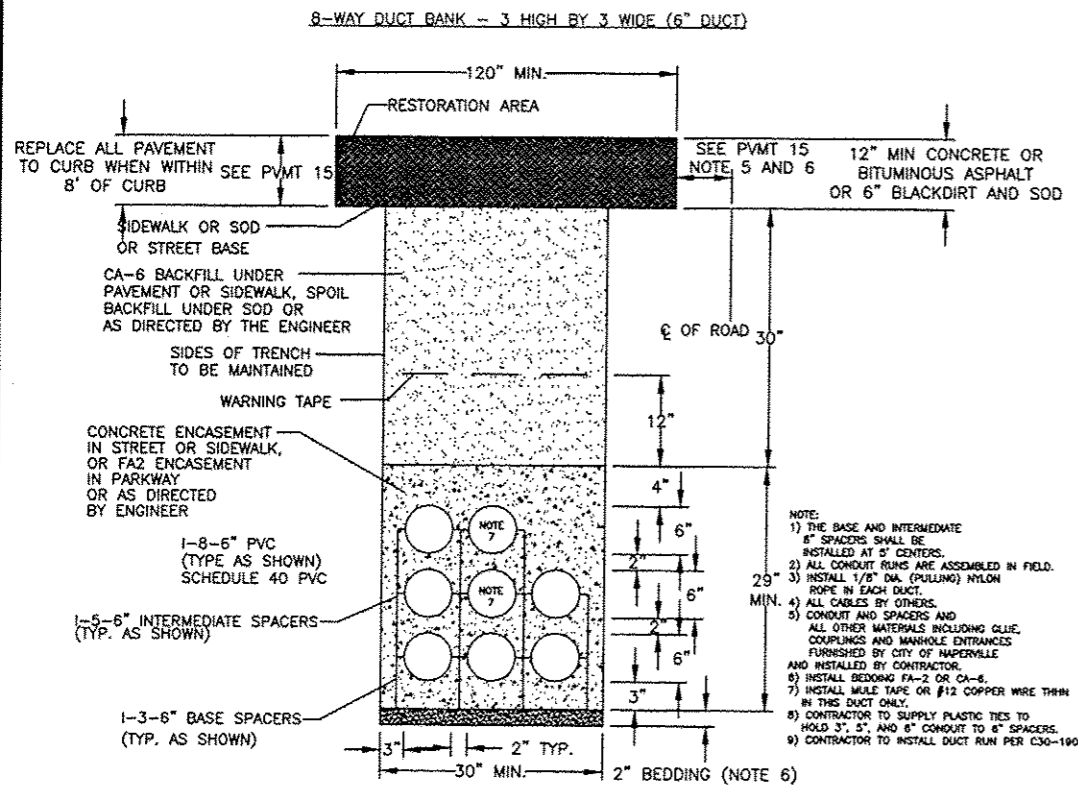


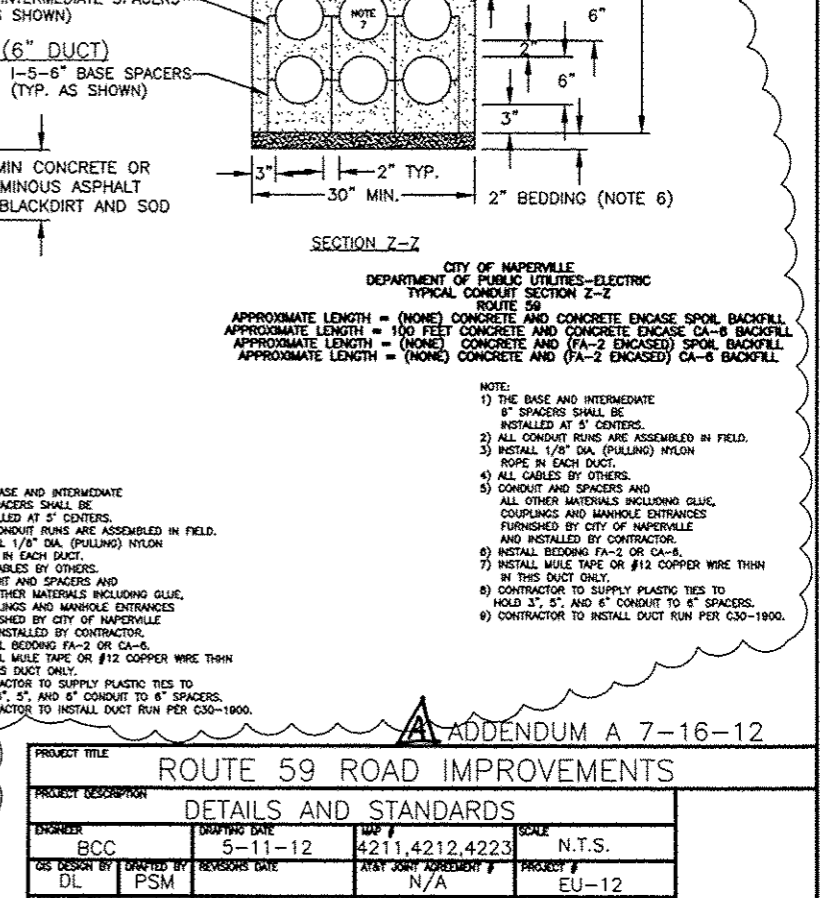
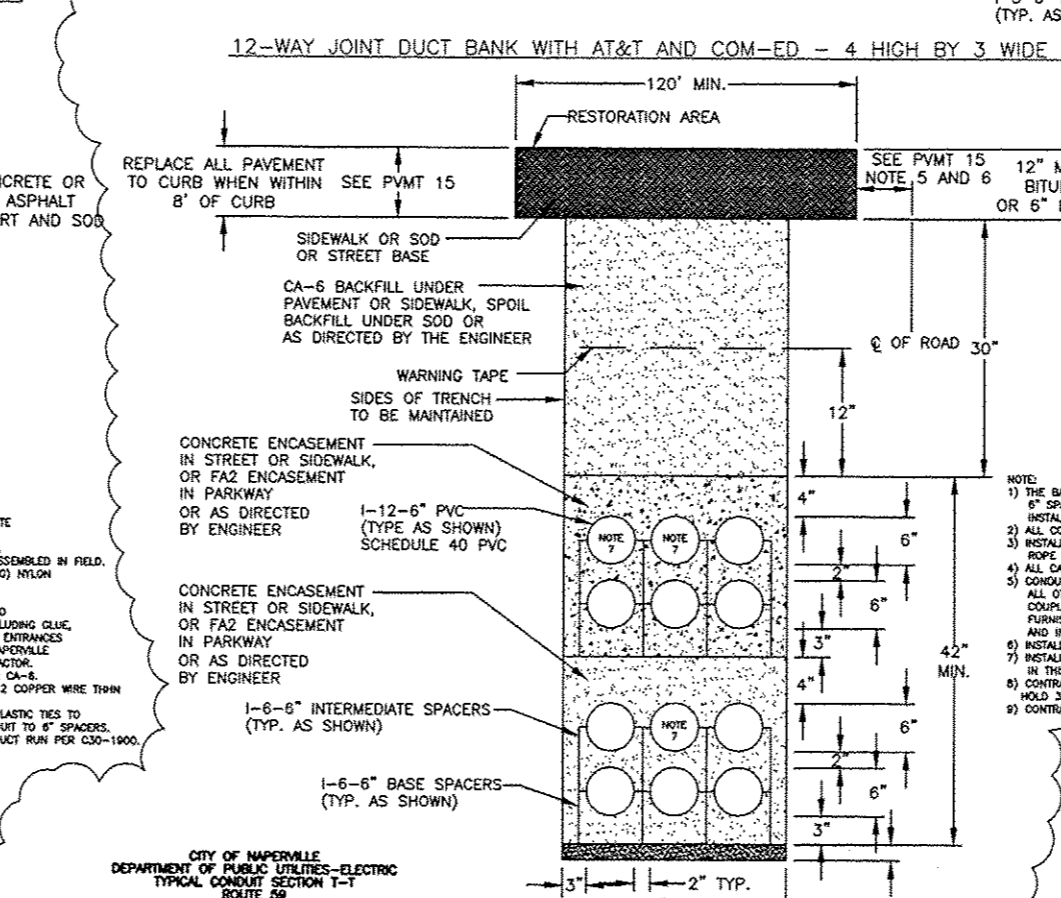
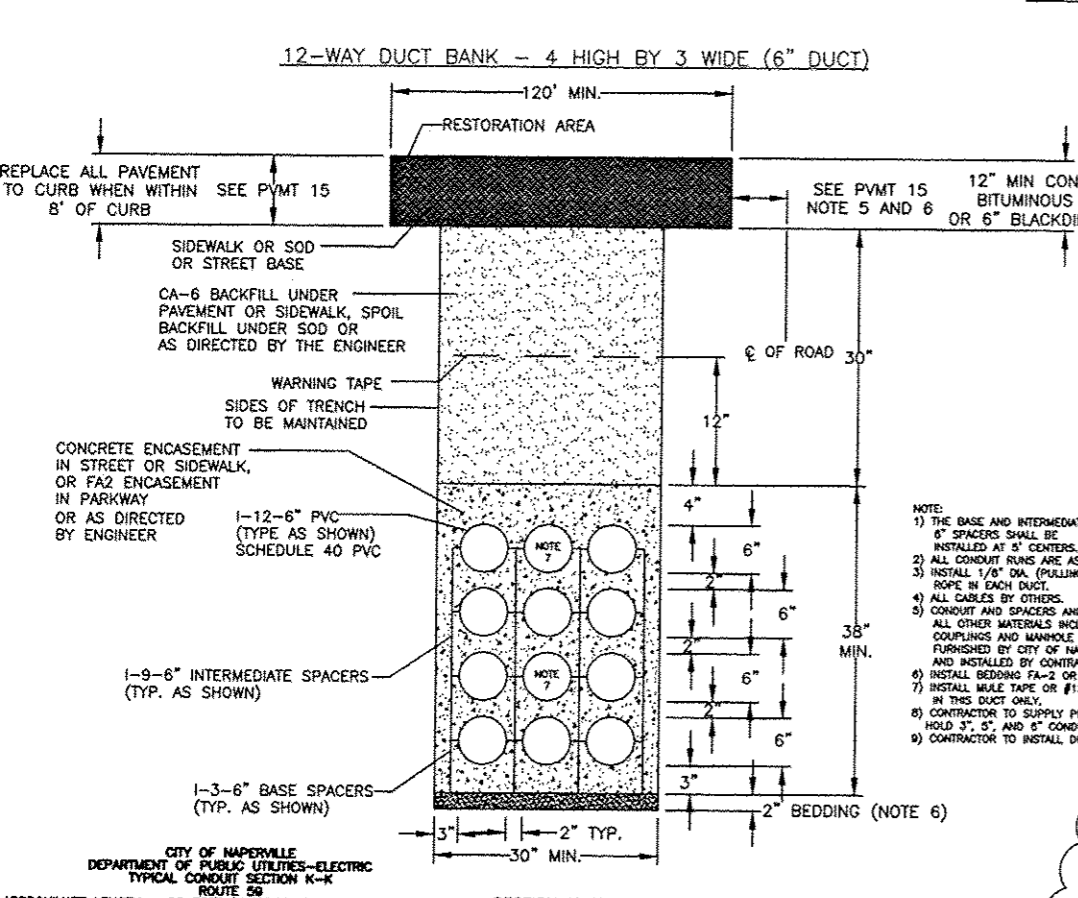
F.A.P. RTE.	SECTION	COUNTY	TOTAL SHEETS	SHEET NO.
338/IL 59	2011-035	DUPAGE		
FED. ROAD DIST. NO.		ILLINOIS	CONTRACT 60P42	
		FED. AID PROJECT		



SECTION H-H
 CITY OF NAPERVILLE
 DEPARTMENT OF PUBLIC UTILITIES-ELECTRIC
 TYPICAL CONDUIT SECTION H-H
 ROUTE 59
 APPROXIMATE LENGTH = (NONE) FEET CONCRETE ENCASE SPOIL BACKFILL
 APPROXIMATE LENGTH = 30 FEET CONCRETE ENCASE CA-6 BACKFILL
 APPROXIMATE LENGTH = 570 FEET (FA-2 ENCASED) SPOIL BACKFILL
 APPROXIMATE LENGTH = (NONE) (FA-2 ENCASED) CA-6 BACKFILL

SECTION J-J
 CITY OF NAPERVILLE
 DEPARTMENT OF PUBLIC UTILITIES-ELECTRIC
 TYPICAL CONDUIT SECTION J-J
 ROUTE 59
 APPROXIMATE LENGTH = (NONE) CONCRETE ENCASE SPOIL BACKFILL
 APPROXIMATE LENGTH = 200 FEET CONCRETE ENCASE CA-6 BACKFILL
 APPROXIMATE LENGTH = (NONE) (FA-2 ENCASED) SPOIL BACKFILL
 APPROXIMATE LENGTH = (NONE) (FA-2 ENCASED) CA-6 BACKFILL

SECTION Z-Z
 CITY OF NAPERVILLE
 DEPARTMENT OF PUBLIC UTILITIES-ELECTRIC
 TYPICAL CONDUIT SECTION Z-Z
 ROUTE 59
 APPROXIMATE LENGTH = (NONE) CONCRETE AND CONCRETE ENCASE SPOIL BACKFILL
 APPROXIMATE LENGTH = 100 FEET CONCRETE AND CONCRETE ENCASE CA-6 BACKFILL
 APPROXIMATE LENGTH = (NONE) CONCRETE AND (FA-2 ENCASED) SPOIL BACKFILL
 APPROXIMATE LENGTH = (NONE) CONCRETE AND (FA-2 ENCASED) CA-6 BACKFILL



SECTION K-K
 CITY OF NAPERVILLE
 DEPARTMENT OF PUBLIC UTILITIES-ELECTRIC
 TYPICAL CONDUIT SECTION K-K
 ROUTE 59
 APPROXIMATE LENGTH = 80 FEET CONCRETE ENCASE SPOIL BACKFILL
 APPROXIMATE LENGTH = (NONE) FEET CONCRETE ENCASE CA-6 BACKFILL
 APPROXIMATE LENGTH = 420 FEET (FA-2 ENCASED) SPOIL BACKFILL
 APPROXIMATE LENGTH = (NONE) (FA-2 ENCASED) CA-6 BACKFILL

SECTION I-I
 CITY OF NAPERVILLE
 DEPARTMENT OF PUBLIC UTILITIES-ELECTRIC
 TYPICAL CONDUIT SECTION I-I
 ROUTE 59
 APPROXIMATE LENGTH = (NONE) CONCRETE AND CONCRETE ENCASE SPOIL BACKFILL
 APPROXIMATE LENGTH = 250 FEET CONCRETE AND CONCRETE ENCASE CA-6 BACKFILL
 APPROXIMATE LENGTH = 1,220 FEET CONCRETE AND (FA-2 ENCASED) SPOIL BACKFILL
 APPROXIMATE LENGTH = (NONE) CONCRETE AND (FA-2 ENCASED) CA-6 BACKFILL

SECTION 7-7
 CITY OF NAPERVILLE
 DEPARTMENT OF PUBLIC UTILITIES-ELECTRIC
 TYPICAL CONDUIT SECTION 7-7
 ROUTE 59
 APPROXIMATE LENGTH = (NONE) CONCRETE AND CONCRETE ENCASE SPOIL BACKFILL
 APPROXIMATE LENGTH = 100 FEET CONCRETE AND CONCRETE ENCASE CA-6 BACKFILL
 APPROXIMATE LENGTH = (NONE) CONCRETE AND (FA-2 ENCASED) SPOIL BACKFILL
 APPROXIMATE LENGTH = (NONE) CONCRETE AND (FA-2 ENCASED) CA-6 BACKFILL

PROJECT TITLE					ROUTE 59 ROAD IMPROVEMENTS				
PROJECT DESCRIPTION					DETAILS AND STANDARDS				
DRAWN BY	DRAWING DATE	MAP #	SCALE						
BCC	5-11-12	4211,4212,4223	N.T.S.						
DESIGN BY	REVISIONS DATE	AT&T JOINT AGREEMENT #	PROJECT #						
DL	PSM	N/A	EU-12						
CHECKED BY	APPROVED BY	CAD FILE	SHEET #						
		0060648001D17.DWG	17 OF 63						
Naperville			Department of Public Utilities		Electric Division		WORK REQUEST #		
							60468		