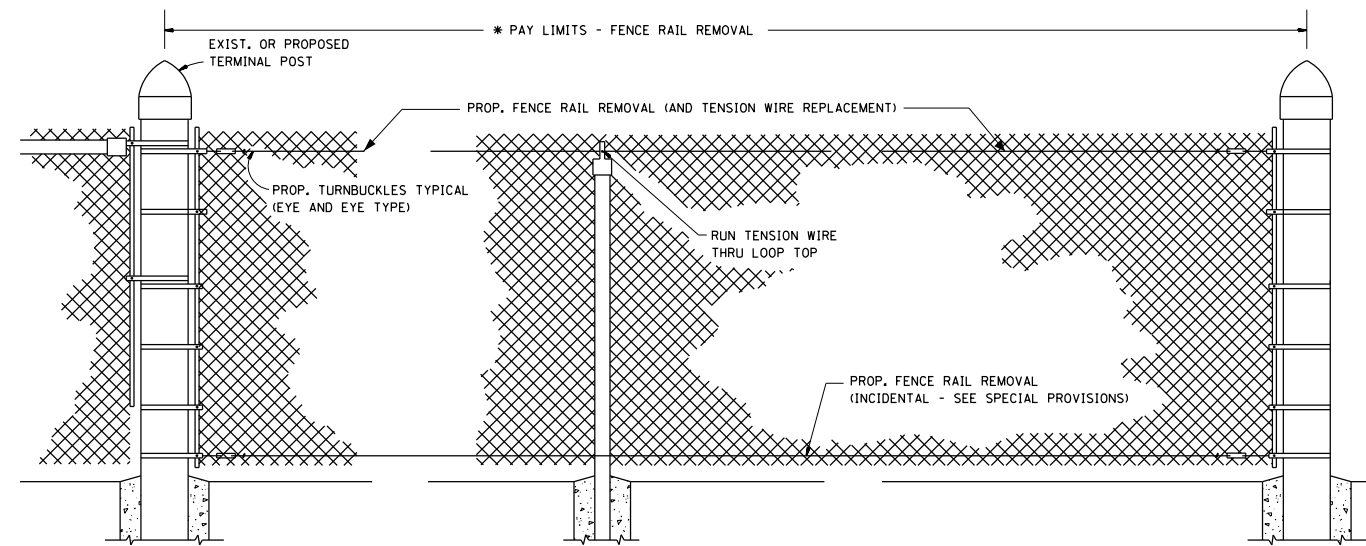


EXIST. CHAIN LINK FENCE WITH TOP RAIL



PROP. CHAIN LINK FENCE WITH "FENCE RAIL REMOVAL"

* THE ENGINEER IN CHARGE SHALL DETERMINE THE LENGTH OF FENCE RAIL TO BE REMOVED & REPLACED WITH "TENSION WIRE"

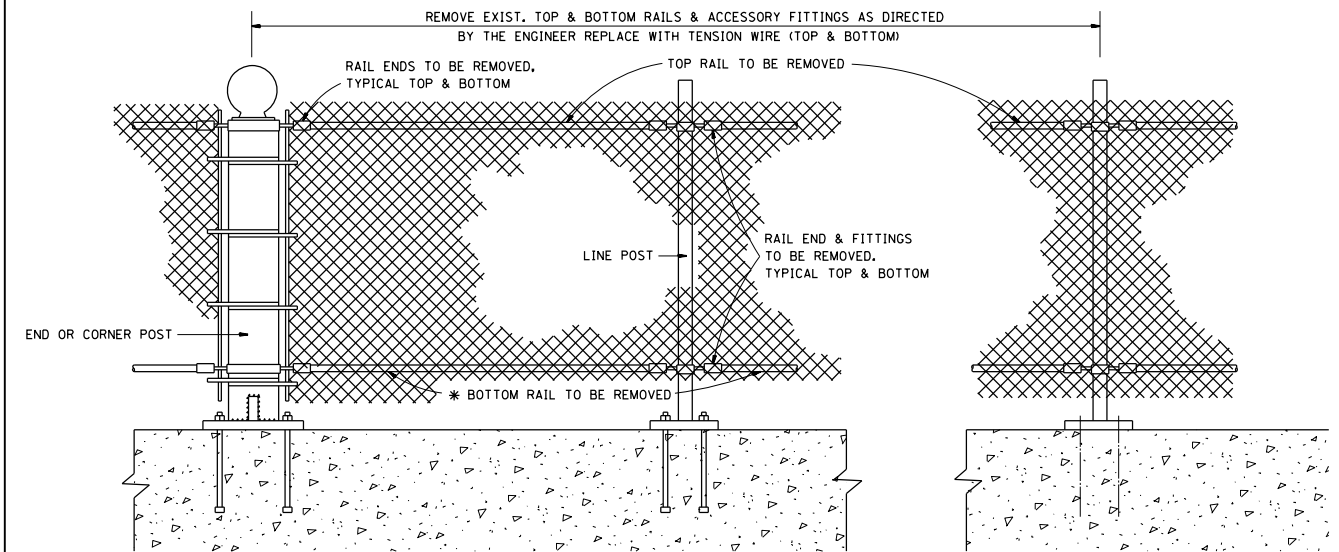
GENERAL NOTES

FENCE RAIL REMOVAL: THIS ITEM CONSISTS OF REMOVING EXISTING TOP OR BOTTOM RAIL, (DAMAGED OR UNDAMAGED) AND REPLACING WITH TENSION WIRE. BOTTOM TENSION WIRE SHALL BE CONSIDERED INCIDENTAL EXCEPT AT LOCATIONS OF EXISTING BOTTOM RAIL REMOVAL.

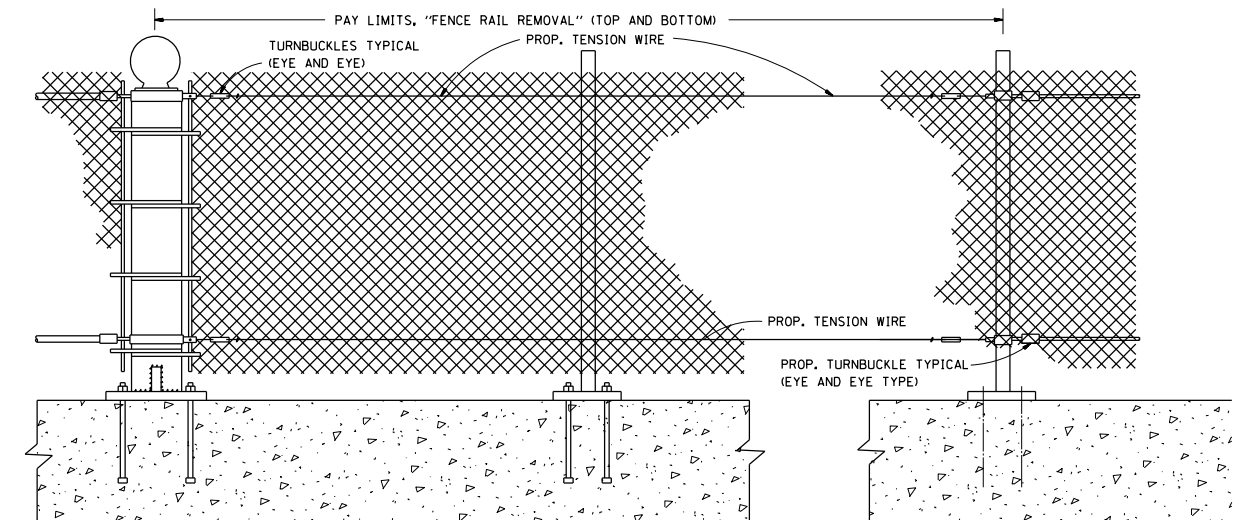
TENSION WIRE: THIS ITEM CONSISTS OF INSTALLING TENSION WIRE, TOP OR BOTTOM, WHERE TOP OR BOTTOM RAIL IS NON-EXISTENT, OR WHERE EXISTING DAMAGED TENSION WIRE IS REMOVED AND REPLACED BY NEW TENSION WIRE.

ALL WORK AND MATERIALS SHALL BE IN ACCORDANCE WITH THE PLANS, SPECIAL PROVISIONS, STANDARD SPECIFICATIONS AND STANDARD 664001.

REPLACEMENT OF OTHER FENCE COMPONENT PARTS SHALL BE MEASURED AND PAID FOR SEPARATELY AS DESCRIBED IN THE SPECIAL PROVISIONS.



EXIST. PEDESTRIAN BARRIER TYPE 3 WITH TOP AND BOTTOM RAILS



PROP. PEDESTRIAN BARRIER TYPE 3 WITH FENCE RAIL REMOVAL

ALL DIMENSIONS ARE IN MILLIMETERS (INCHES) UNLESS OTHERWISE SHOWN.

FILE NAME =	USER NAME = edouardj	DESIGNED -	REVISED -
es:\pw\work\p1\dot\edouardj\0306593\0142112-sht-plen.dgn		DRAWN -	REVISED -
		CHECKED -	REVISED -
		DATE -	REVISED -
PLOT SCALE = 100.0002' / in.			
PLOT DATE = 6/22/2012			

**STATE OF ILLINOIS
DEPARTMENT OF TRANSPORTATION**

**PROPOSED PEDESTRIAN BARRIER AND
CHAIN LINK FENCE WITH TENSION WIRE AND FENCE RAIL REMOVAL**

SCALE: SHEET NO. OF SHEETS STA. TO STA.

F.A. RTE.	SECTION	COUNTY	TOTAL SHEETS	SHEET NO.
VAR	2012-020 I	VARIOUS	14	12
CONTRACT NO. 60T72				
FED. ROAD DIST. NO. ILLINOIS FED. AID PROJECT				