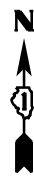
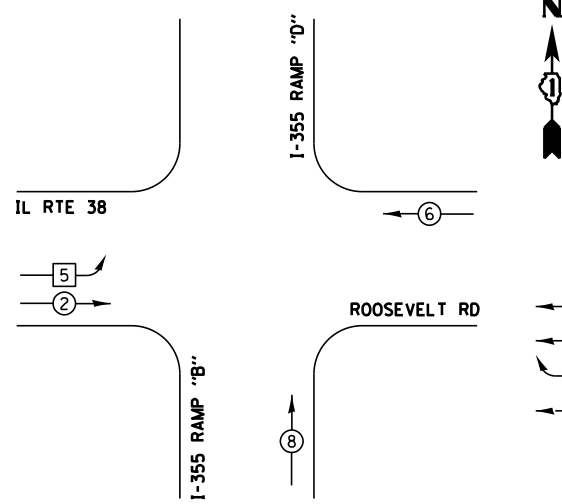


TEMPORARY CONTROLLER SEQUENCE

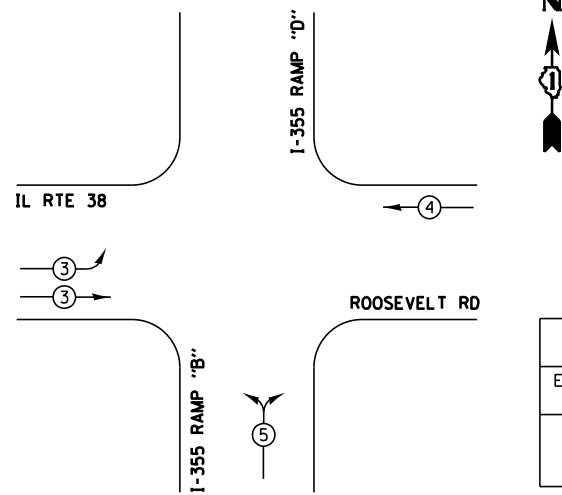


LEGEND

- ⊛ DUAL ENTRY PHASE
- ⊙ SINGLE ENTRY PHASE
- ⊕ OL OVERLAP
- ⊙ PEDESTRAIN PHASE
- * NUMBER REFERS TO ASSOCIATED PHASE

TEMPORARY PHASE DESIGNATION DIAGRAM

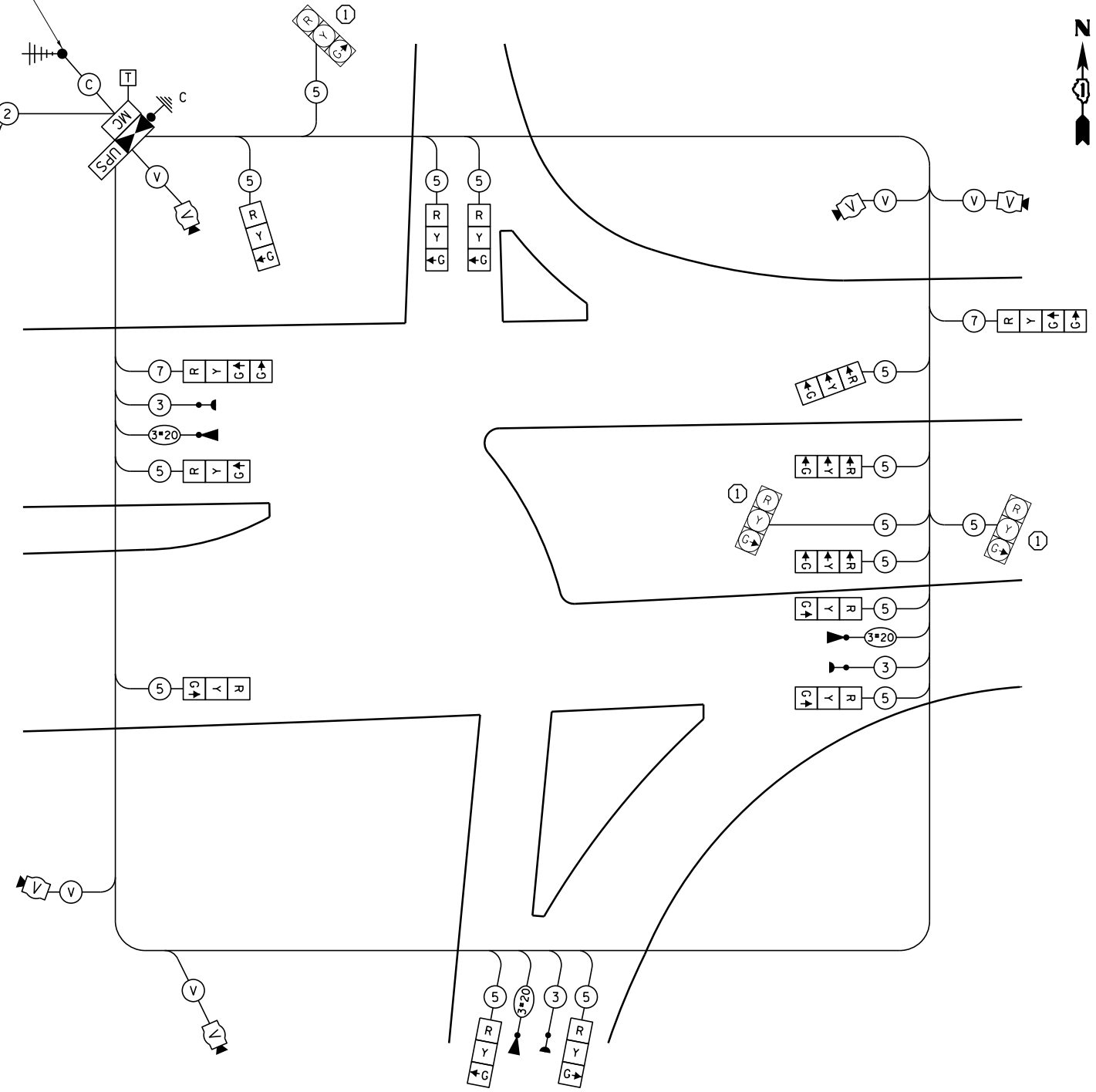
TEMPORARY EMERGENCY VEHICLE PREEMPTION SEQUENCE



EMERGENCY VEHICLE PREEMPTORS			
EMERGENCY VEHICLE PREEMPTOR	3	4	5
MOVEMENT			

TEMPORARY RADIO INTERCONNECT TO I-355 RAMP "A" AND "C"

FOR SERVICE LOCATION SEE PLAN



TEMPORARY CABLE PLAN

CONSTRUCTION NOTES

- ① MAINTAIN DURING TEMPORARY TRAFFIC SIGNAL OPERATIONS. REMOVE / ABANDON AS INDICATED IN THE PLANS AFTER PROPOSED TRAFFIC SIGNAL INSTALLATION IS COMPLETE AND FULLY OPERATIONAL.

NOTE:
THE TRAFFIC SIGNAL CONTROLLER EQUIPMENT FOR THIS PROJECT SHALL BE "ECONOLITE" TO MATCH THE EXISTING ADJACENT SYSTEM.

I.D.O.T. TRAFFIC SIGNAL INSTALLATION ELECTRICAL SERVICE REQUIREMENTS				TOTAL WATTAGE
TYPE	NO. OF LAMPS	WATTAGE INCAND. LED	% OPERATION	
SIGNAL (RED)	17	17	0.50	144.50
(YELLOW)	17	25	0.25	106.25
(GREEN)	19	15	0.25	71.25
ARROW	-	12	0.10	-
PED. SIGNAL	-	25	1.00	-
CONTROLLER	1	100	1.00	100.00
ILLUM. SIGN	-	25	0.05	-
VIDEO SYSTEM	1	150	1.00	150.00
FLASHER			0.50	
ENERGY COSTS TO:			TOTAL =	572.00

ILLINOIS DEPARTMENT OF TRANSPORTATION
DIVISION OF HIGHWAY/DISTRICT 1
201 WEST CENTER COURT/SCHAUMBURG, ILLINOIS 60196-1096
ENERGY SUPPLY: CONTACT: JOE STACHO
PHONE: (630) 424-5704
COMPANY: COMED