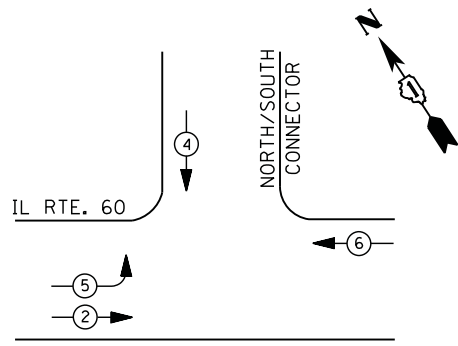
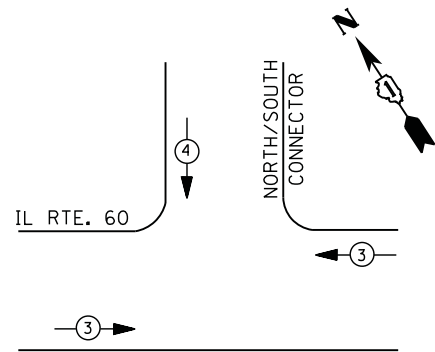


CONTROLLER SEQUENCE



PHASE DESIGNATION DIAGRAM



EMERGENCY VEHICLE PREEMPTION SEQUENCE

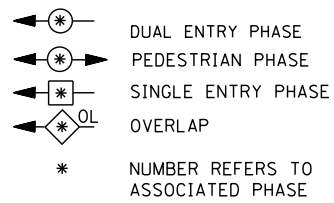
EMERGENCY VEHICLE PREEMPTORS		
EMERGENCY VEHICLE PREEMPTOR	3	4
MOVEMENT	← →	↓

I. D. O. T.
 TRAFFIC SIGNAL INSTALLATION
 ELECTRICAL SERVICE REQUIREMENTS

TYPE	NO. LAMPS	WATTAGE		% OPERATIONS	TOTAL WATTAGE
		INCAND.	LED		
SIGNAL (RED)	10	135	17	0.50	85
(YELLOW)	10	135	25	0.25	63
(GREEN)	10	135	15	0.25	38
ARROW	4	135	12	0.10	5
PED. SIGNAL	0	90	25	1.00	--
CONTROLLER	1	100	100	1.00	100
ILLUM. SIGN		252	25	0.05	--
VIDEO SYSTEM		150	-	1.00	--
FLASHER LED					
TOTAL =					291

ENERGY COSTS- BILLED TO: VILLAGE OF MUNDELEIN
 440 E. HAWLEY STREET
 MUNDELEIN, IL 60060
 ENERGY SUPPLY - CONTACT TERRI BLECK
 PHONE 847-816-5239
 COMMONWEALTH EDISON

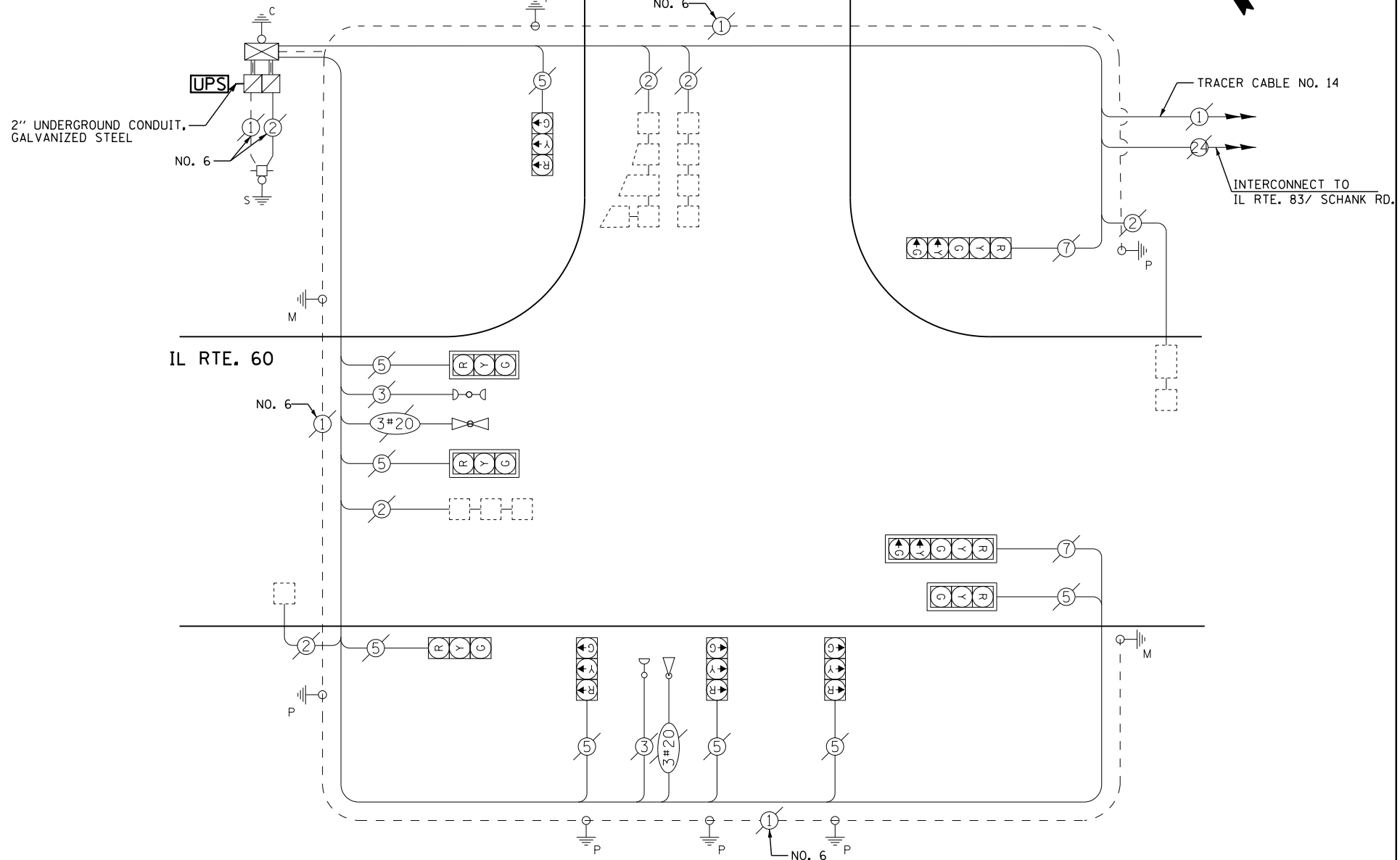
LEGEND



SCHEDULE OF QUANTITIES

QUANTITY	UNIT	ITEM
10	FOOT	UNDERGROUND CONDUIT, GALVANIZED STEEL, 2" DIA.
1	EACH	MAINTENANCE OF EXISTING TRAFFIC SIGNAL INSTALLATION
1	EACH	DRILL EXISTING HANDHOLE
1	EACH	MODIFY EXISTING CONTROLLER CABINET
1	EACH	UNINTERRUPTABLE POWER SUPPLY, GROUND MOUNTED

NORTH/SOUTH CONNECTOR



CABLE PLAN

UPS SHALL BE INSTALLED ON A SEPARATE FOUNDATION DUE TO PHYSICAL CONSTRAINTS, OR AS DIRECTED BY THE ENGINEER. THIS WORK SHALL BE INCLUDED IN THE PAY ITEM "UNINTERRUPTIBLE POWER SUPPLY, GROUND MOUNTED"

FILE NAME =	USER NAME = \$USER\$	DESIGNED - DW	REVISED -
N:\Projects\3\12004\DesignCAD\Sheet Files\12-003 Sheets SW Lake Co\06911.CAB.LAKE.dgn		DRAWN - JDH	REVISED -
	PLOT SCALE = \$SCALE\$	CHECKED - KMM	REVISED -
	PLOT DATE = 8/23/2012	DATE -	REVISED -

STATE OF ILLINOIS
 DEPARTMENT OF TRANSPORTATION

IL ROUTE 60 AT CONNECTOR
 SCHEDULE OF QUANTITIES, CABLE PLAN, PHASE DESIGNATION DIAGRAM
 AND EMERGENCY VEHICLE PREEMPTION SEQUENCE

SCALE: N.T.S. SHEET NO. OF SHEETS STA. TO STA.

F.A. RTE.	SECTION	COUNTY	TOTAL SHEETS	SHEET NO.
	2012-039TS	LAKE	84	56
CONTRACT NO. 60T84				
ILLINOIS FED. AID PROJECT				

TS# 6911
 MUNDELEIN