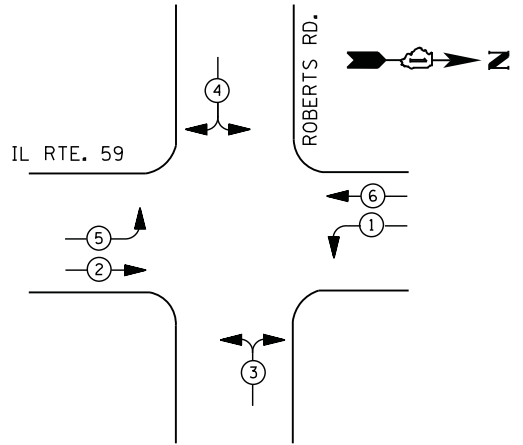
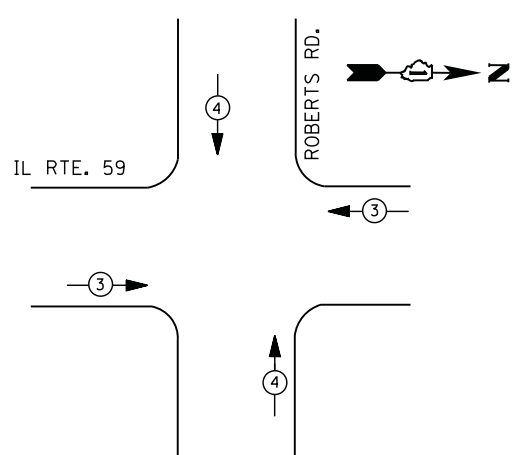


**CONTROLLER SEQUENCE**



**LEGEND**  
 \* DUAL ENTRY PHASE  
 \* PEDESTRIAN PHASE  
 \* SINGLE ENTRY PHASE  
 \* OVERLAP  
 \* NUMBER REFERS TO ASSOCIATED PHASE

**PHASE DESIGNATION DIAGRAM**



**EMERGENCY VEHICLE PREEMPTION SEQUENCE**

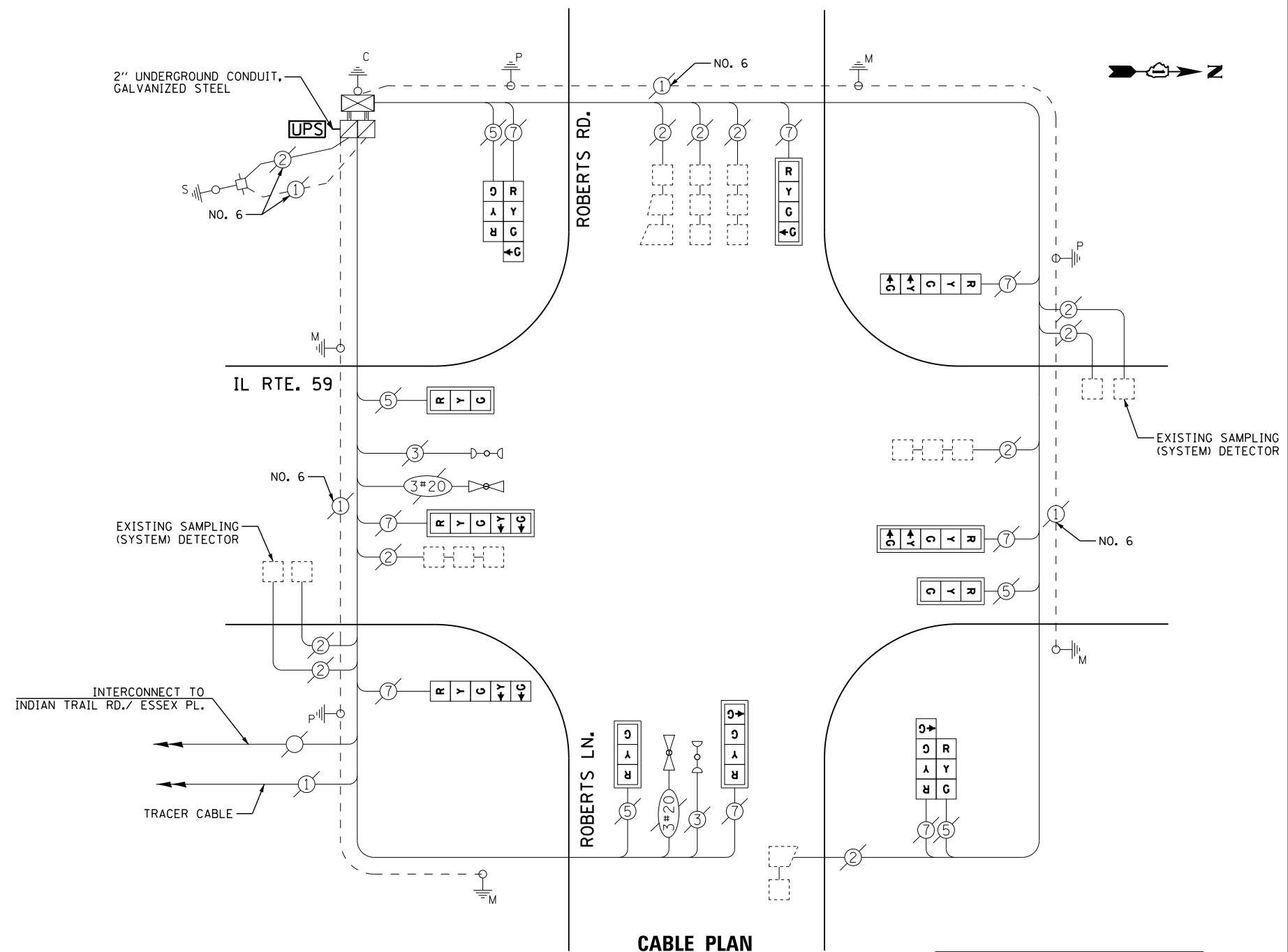
EMERGENCY VEHICLE PREEMPTORS		
EMERGENCY VEHICLE PREEMPTOR	3	4
MOVEMENT	← →	↑ ↓

**I. D. O. T.  
 TRAFFIC SIGNAL INSTALLATION  
 ELECTRICAL SERVICE REQUIREMENTS**

TYPE	NO. LAMPS	WATTAGE		% OPERATIONS	TOTAL WATTAGE
		INCAND.	LED		
SIGNAL ( RED )	13	135	17	0.50	111
( YELLOW )	13	135	25	0.25	81
( GREEN )	17	135	15	0.25	64
ARROW	8	135	12	0.10	10
PED. SIGNAL	--	90	25	1.00	--
CONTROLLER	1	100	100	1.00	100
ILLUM. SIGN		252	25	0.05	--
VIDEO SYSTEM		150	-	1.00	--
FLASHER LED					
TOTAL =					366

ENERGY COSTS- **BILLED TO: VILLAGE OF TOWER LAKES**  
 400 NORTH IL RTE 59  
 TOWER LAKES, IL 60010

ENERGY SUPPLY - CONTACT **TERRI BLECK**  
 PHONE 847-816-5239  
 COMMONWEALTH EDISON



**CABLE PLAN**

**SCHEDULE OF QUANTITIES**

QUANTITY	UNIT	ITEM
10	FOOT	UNDERGROUND CONDUIT, GALVANIZED STEEL, 2" DIA.
1	EACH	MAINTENANCE OF EXISTING TRAFFIC SIGNAL INSTALLATION
1	EACH	DRILL EXISTING HANDHOLE
1	EACH	MODIFY EXISTING CONTROLLER CABINET
1	EACH	UNINTERRUPTIBLE POWER SUPPLY, GROUND MOUNTED
2	EACH	SIGNAL HEAD, LED, 2-FACE, 1-3 SECTION, 1-4 SECTION, BRACKET MOUNTED, RETROFIT
3	EACH	SIGNAL HEAD, LED, 1-FACE, 3-SECTION, MAST ARM MOUNTED, RETROFIT
2	EACH	SIGNAL HEAD, LED, 1-FACE, 5-SECTION, MAST ARM MOUNTED, RETROFIT
2	EACH	SIGNAL HEAD, LED, 1-FACE, 4-SECTION, MAST ARM MOUNTED, RETROFIT
2	EACH	SIGNAL HEAD, LED, 1-FACE, 5-SECTION, BRACKET MOUNTED, RETROFIT

RETROFIT ALL EXISTING SIGNAL HEADS TO L.E.D.

UPS SHALL BE INSTALLED ON A SEPARATE FOUNDATION DUE TO PHYSICAL CONSTRAINTS, OR AS DIRECTED BY THE ENGINEER. THIS WORK SHALL BE INCLUDED IN THE PAY ITEM "UNINTERRUPTIBLE POWER SUPPLY, GROUND MOUNTED"

FILE NAME =	USER NAME = *USER*	DESIGNED - DW	REVISED -
N:\Projects\3\12004\DesignCAD\Sheet Files\12-003 Sheets SW Lake Co\22040_CAB.LAKE.dgn		DRAWN - JDH	REVISED -
		CHECKED - KMM	REVISED -
		DATE -	REVISED -

**STATE OF ILLINOIS  
 DEPARTMENT OF TRANSPORTATION**

<b>IL ROUTE 59 AT ROBERTS ROAD</b>			
<b>SCHEDULE OF QUANTITIES, CABLE PLAN, PHASE DESIGNATION DIAGRAM AND EMERGENCY VEHICLE PREEMPTION SEQUENCE</b>			
SCALE: N.T.S.	SHEET NO.	OF SHEETS	STA. TO STA.

F.A. RTE.	SECTION	COUNTY	TOTAL SHEETS	SHEET NO.
	2012-039TS	LAKE	84	75
CONTRACT NO. 60T84				
ILLINOIS FED. AID PROJECT				

TS# 22040  
 TOWER LAKES