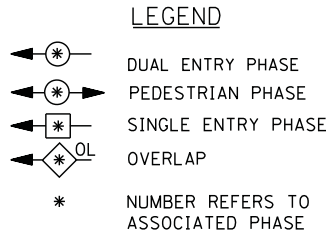
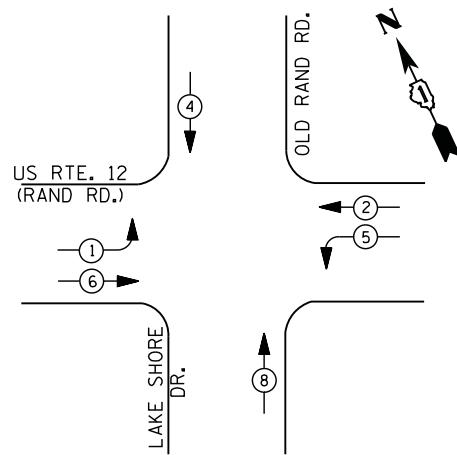
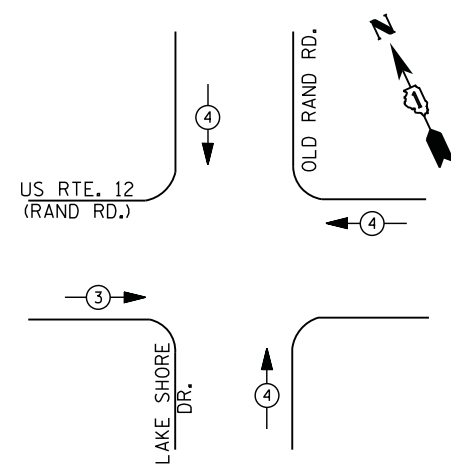


**CONTROLLER SEQUENCE**



**PHASE DESIGNATION DIAGRAM**



**EMERGENCY VEHICLE PREEMPTION SEQUENCE**

EMERGENCY VEHICLE PREEMPTORS		
EMERGENCY VEHICLE PREEMPTOR	3	4
MOVEMENT	← →	↑ ↓

**I. D. O. T.  
 TRAFFIC SIGNAL INSTALLATION  
 ELECTRICAL SERVICE REQUIREMENTS**

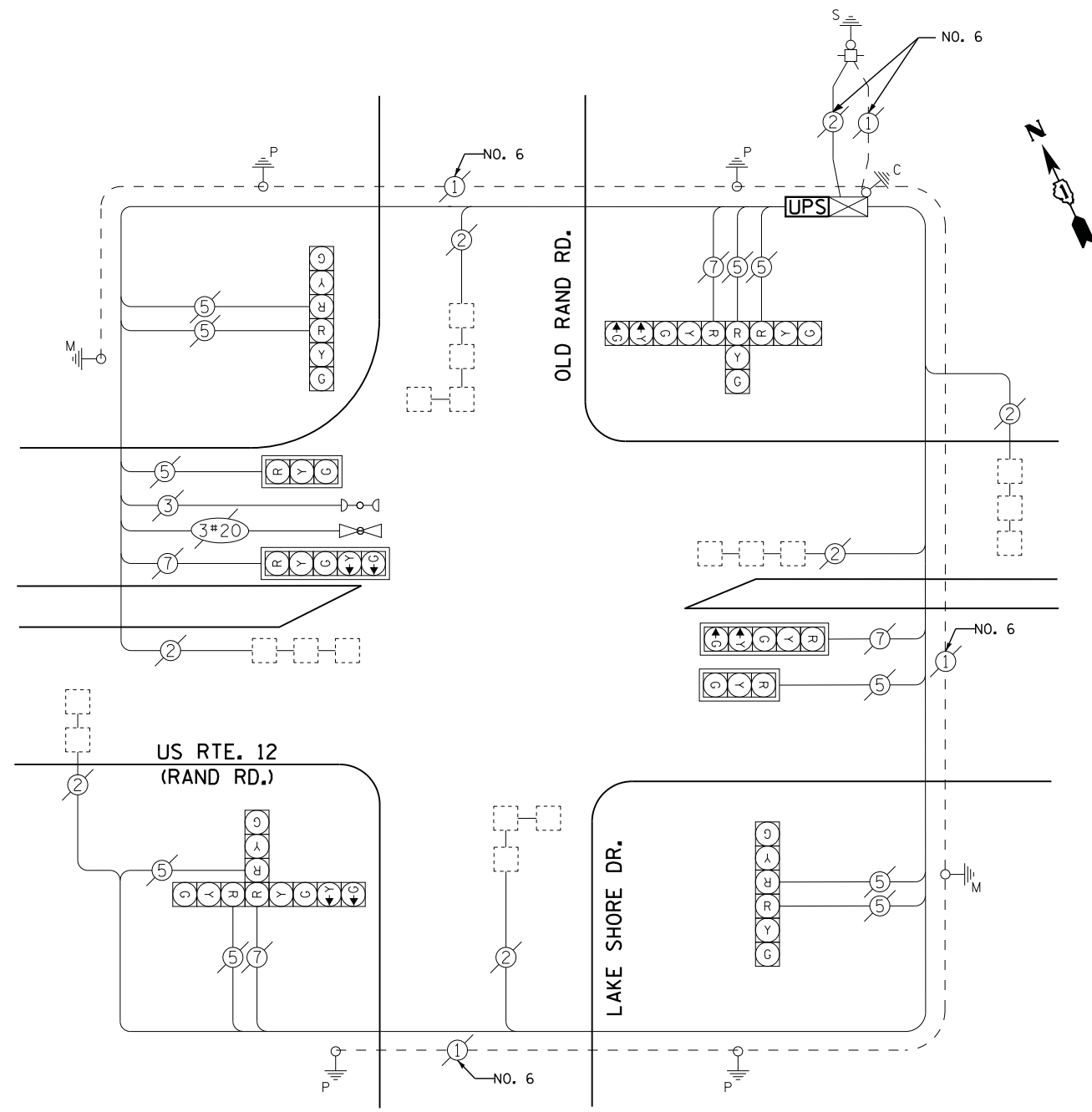
TYPE	NO. LAMPS	WATTAGE		% OPERATIONS	TOTAL WATTAGE
		INCAND.	LED		
SIGNAL (RED)	14	135	17	0.50	119
(YELLOW)	14	135	25	0.25	88
(GREEN)	14	135	15	0.25	53
ARROW	8	135	12	0.10	10
PED. SIGNAL	--	90	25	1.00	--
CONTROLLER	1	100	100	1.00	100
ILLUM. SIGN	--	252	25	0.05	--
VIDEO SYSTEM	--	150	-	1.00	--
TOTAL =					370

ENERGY COSTS- **BILLED TO: IDOT DISTRICT 1**  
 201 WEST CENTER COURT  
 SCHAUMBURG, IL 60196-1096

ENERGY SUPPLY - CONTACT **TERRI BLECK**  
 PHONE 847-816-5239  
 COMMONWEALTH EDISON

**SCHEDULE OF QUANTITIES**

QUANTITY	UNIT	ITEM
1	EACH	MAINTENANCE OF EXISTING TRAFFIC SIGNAL INSTALLATION
1	EACH	MODIFY EXISTING CONTROLLER CABINET
1	EACH	UNINTERRUPTABLE POWER SUPPLY, SPECIAL



**CABLE PLAN**

FILE NAME =	USER NAME = *USER*	DESIGNED - DW	REVISED -
N:\Projects\3\12004\Design\CAD\Sheet Files\12-003 Sheets SW Lake Co\00960_CAB_LAKE.dgn		DRAWN - JDH	REVISED -
	PLOT SCALE = *SCALE*	CHECKED - KMM	REVISED -
	PLOT DATE = 8/23/2012	DATE -	REVISED -

**STATE OF ILLINOIS  
 DEPARTMENT OF TRANSPORTATION**

<b>US ROUTE 12 AT LAKE SHORE DRIVE          SCHEDULE OF QUANTITIES, CABLE PLAN, PHASE DESIGNATION DIAGRAM          AND EMERGENCY VEHICLE PREEMPTION SEQUENCE</b>			
SCALE: N.T.S.	SHEET NO.	OF SHEETS	STA. TO STA.

F.A. RTE.	SECTION	COUNTY	TOTAL SHEETS	SHEET NO.
	2012-039TS	LAKE	84	77
CONTRACT NO. 60T84				
ILLINOIS FED. AID PROJECT				

TS# 960  
 UNINC.