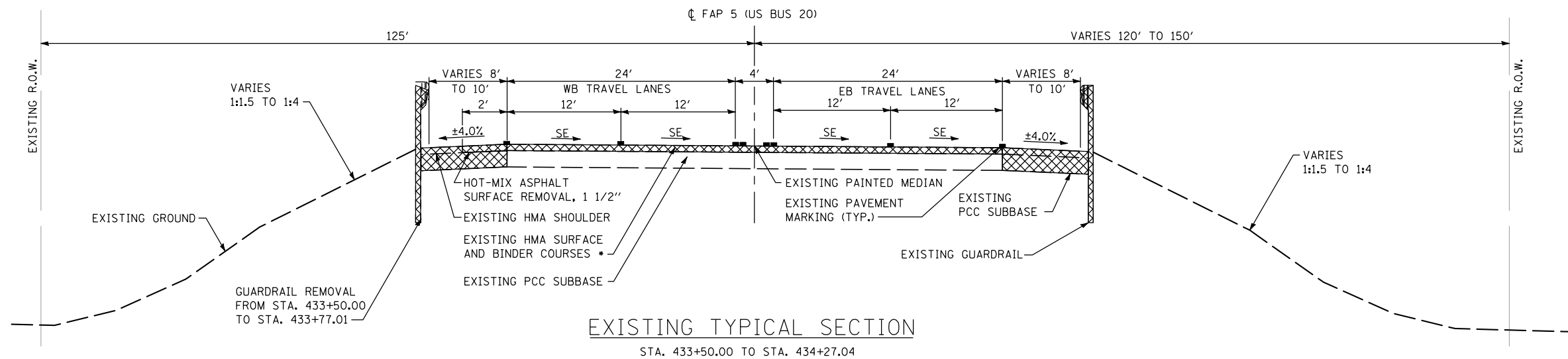
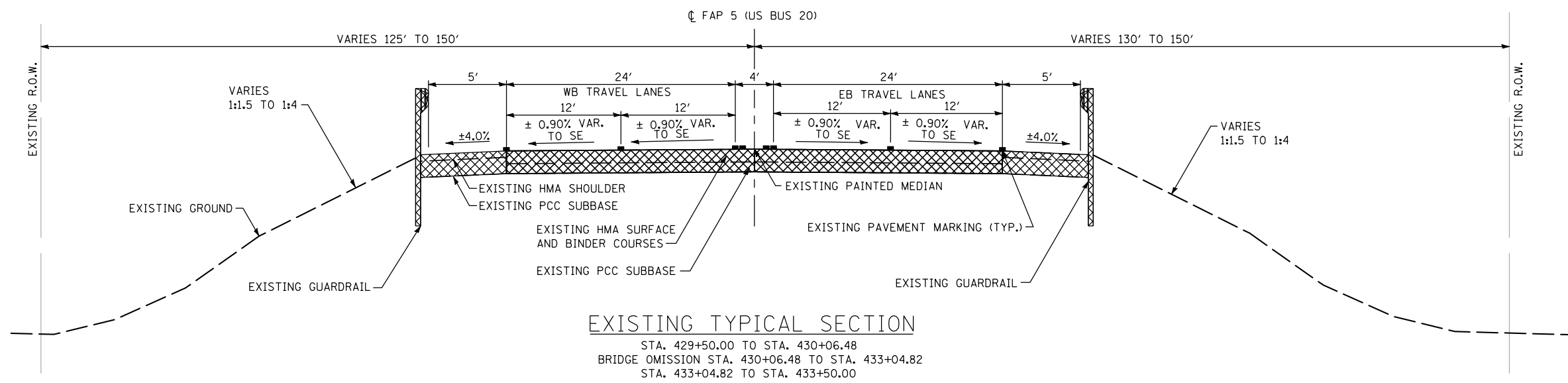
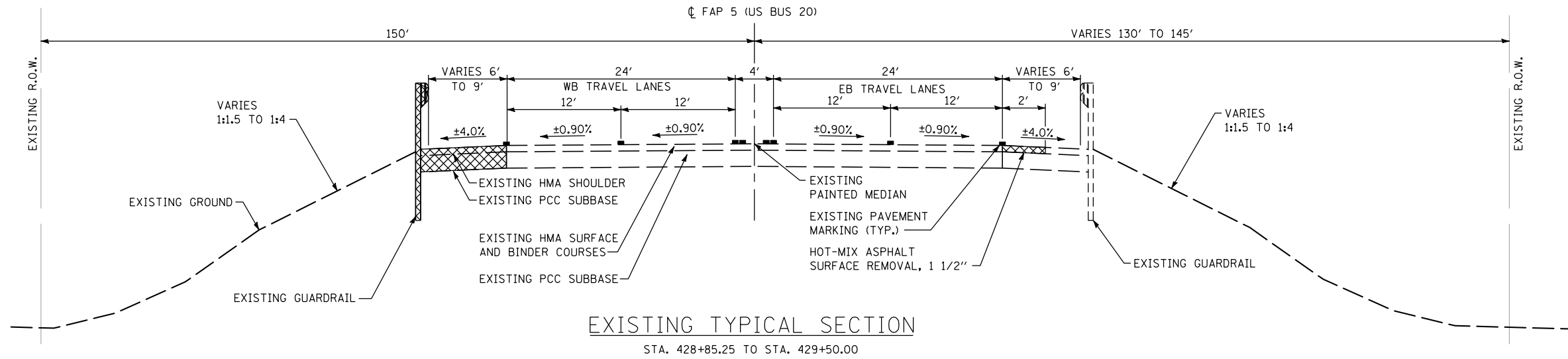


TYPICAL SECTIONS



• FROM STA. 433+50.00 TO STA. 433+75.00
HOT-MIX ASPHALT SURFACE REMOVAL, 2 1/4"

NOTE: SEE SHEET 11 FOR SUPERELEVATION RATE

REMOVAL ITEMS

FILE NAME = s:\p1\6380--6395\6346\025\macro\cadd sheets\1264E76-sh-t-typical.dgn



USER NAME = brianf	DESIGNED <i>EMD</i>	REVISED -
DRAWN <i>BJF</i>	DRAWN <i>BJF</i>	REVISED -
PLOT SCALE = 40.0000' / IN.	CHECKED <i>MAG</i>	REVISED -
PLOT DATE = 8/6/2012	DATE -	REVISED -

STATE OF ILLINOIS
DEPARTMENT OF TRANSPORTATION

EXISTING TYPICAL SECTION

SCALE: AS SHOWN SHEET NO. OF SHEETS STA. TO STA.

F.A.P. RTE.	SECTION	COUNTY	TOTAL SHEETS	SHEET NO.
5	(19VB-1)D	STEPHENSON	73	10
CONTRACT NO. 64E76				
FED. ROAD DIST. NO. 2 ILLINOIS FED. AID PROJECT				