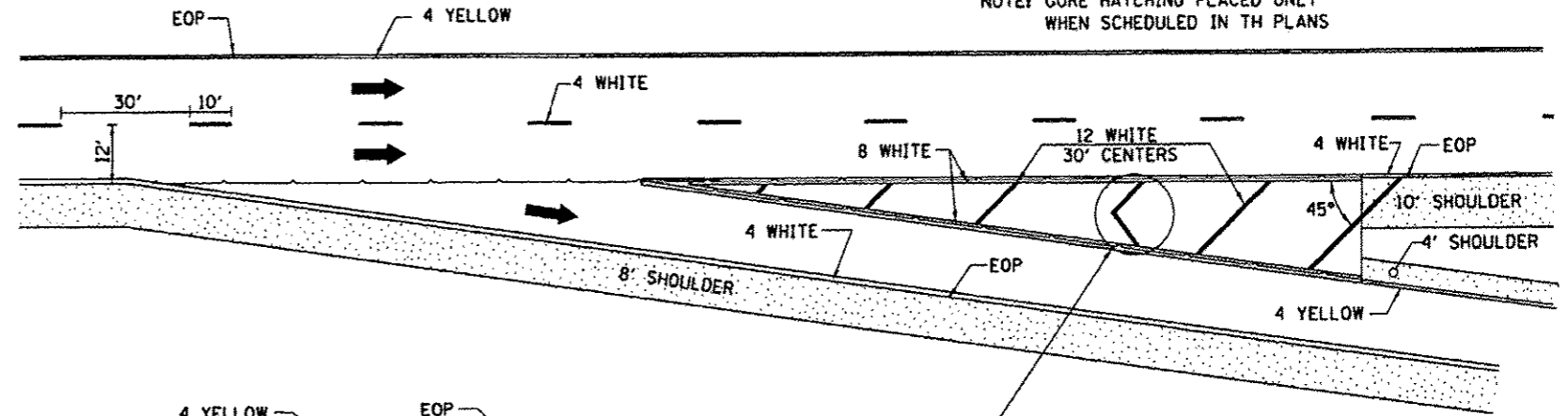


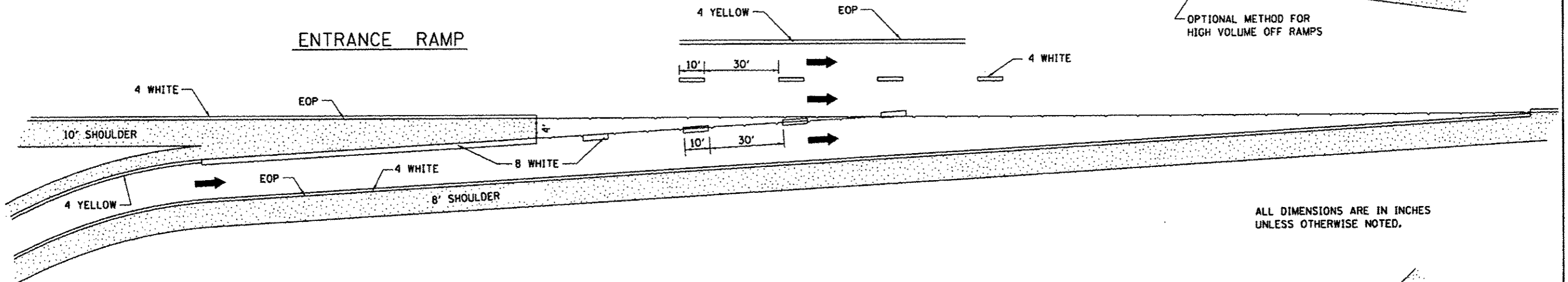
# PAINTING DETAILS

## EXIT RAMP

NOTE: GORE HATCHING PLACED ONLY WHEN SCHEDULED IN TH PLANS

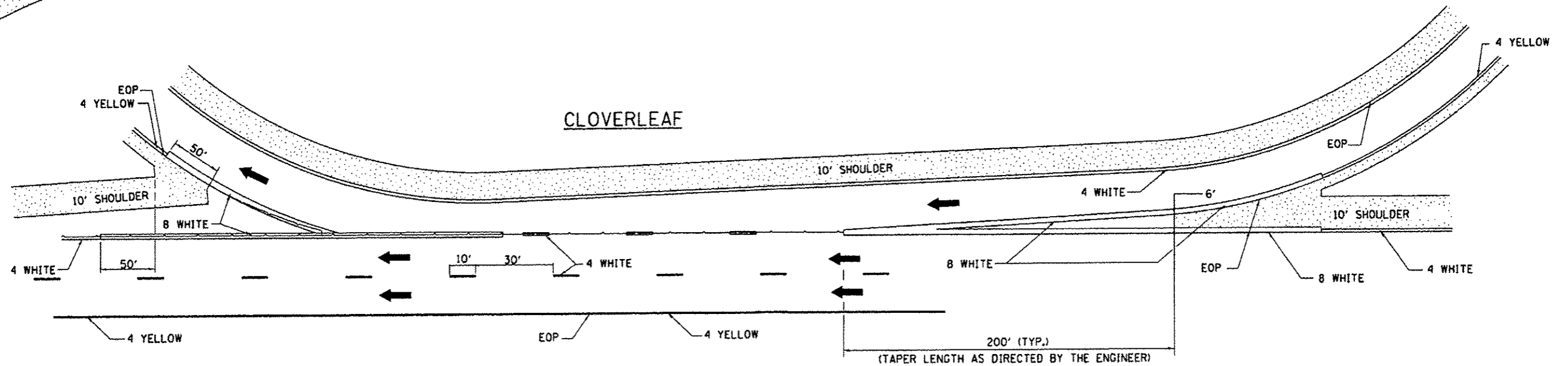


## ENTRANCE RAMP



ALL DIMENSIONS ARE IN INCHES UNLESS OTHERWISE NOTED.

## CLOVERLEAF



FILE NAME :	USER NAME : bartoso	DESIGNED -	REVISED - 10-18-11	<b>STATE OF ILLINOIS DEPARTMENT OF TRANSPORTATION</b>	<b>REGION 2 / DISTRICT 2 STANDARD</b>	F.A. RTE.	SECTION	COUNTY	TOTAL SHEETS	SHEET NO.	
\\CENTRAL\Share\02\BR\CONSTANT\IN\6498	8 TL 26 US 38 Painting\6498.dgn	DRAWN -	REVISED -								
	PLOT SCALE = 1/8" = 1' / in.	CHECKED -	REVISED -								
	PLOT DATE = Mon Aug 06 10:00:30 2012	DATE -	REVISED -								
						SCALE:	SHEET NO.	OF	SHEETS	STA. TO STA.	
						FED. ROAD DIST. NO.		ILLINOIS FED. AID PROJECT		CONTRACT NO. 64H98	