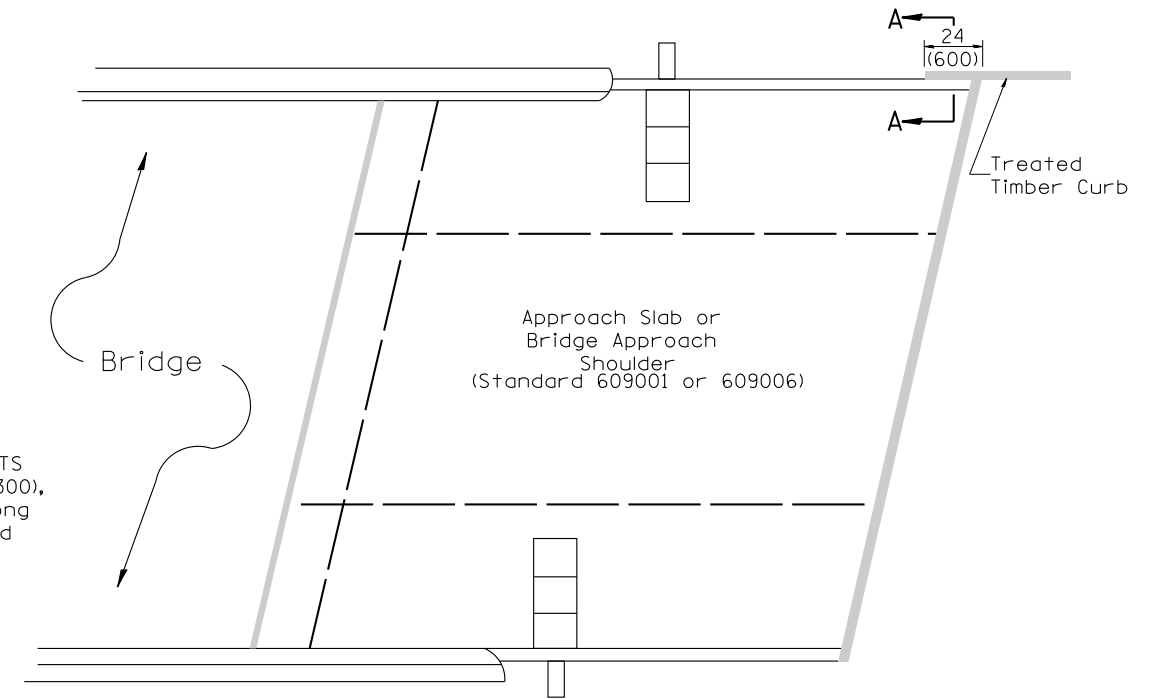
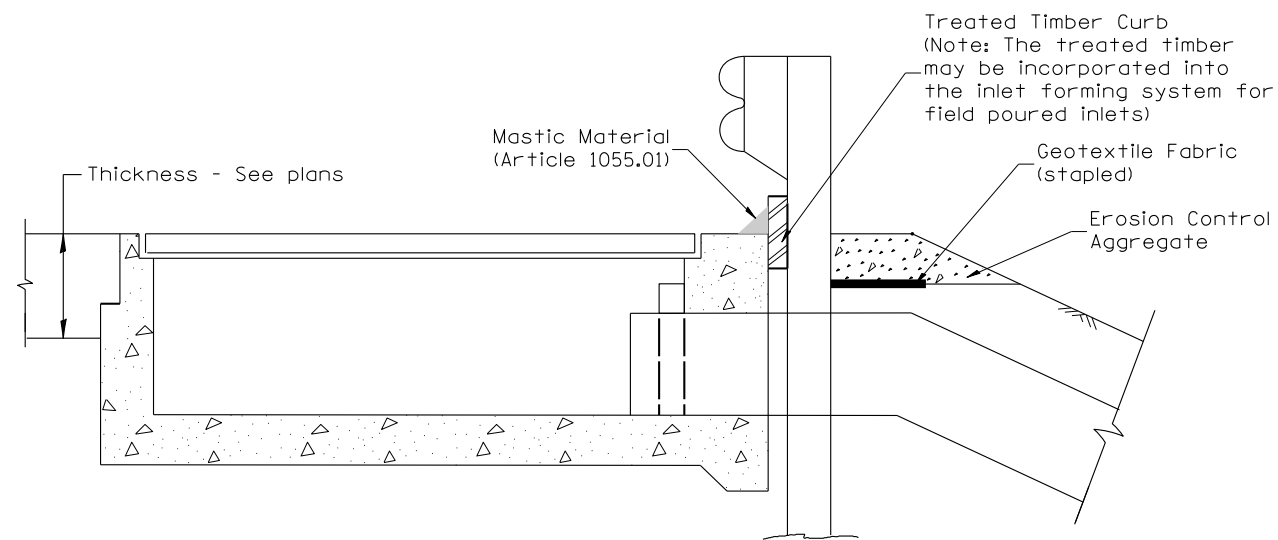


DETAIL A
(Typical Treated Timber Splices)

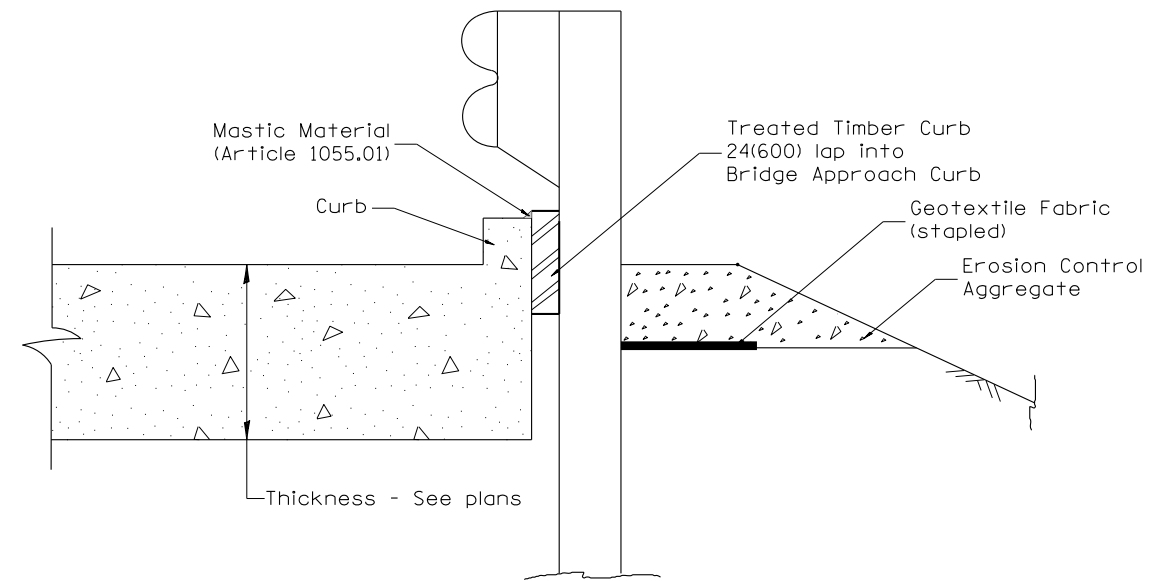
SPLICE LOCATED BETWEEN GUARDRAIL POSTS
treated timber splice plate 2x12 (50x300),
actual size 1 1/2x1 1/2 (40x290), 24(600) long
with 8 evenly spaced 1/2(M12) galvanized
bolts with nuts & washers.



PLAN VIEW
APPROACH SLAB OR BRIDGE APPROACH SHOULDER
(STANDARD 609001 or 609006)



TYPICAL SECTION WITH EROSION CONTROL CURB
AT INLETS TYPE E & F (STANDARD 610001)



SECTION A-A
TYPICAL SECTION WITH EROSION CONTROL CURB
AT BRIDGE APPROACH CURB
(STANDARD 609001 OR 609006)

All dimensions are in inches (millimeters) unless otherwise noted.

				STATE OF ILLINOIS DEPARTMENT OF TRANSPORTATION		GUARDRAIL EROSION CONTROL TREATMENTS		SHT. 2 OF 2 CADD STD. 630101-D4		<table border="1"> <tr> <th>F.A.P. RTE.</th> <th>SECTION</th> <th>COUNTY</th> <th>TOTAL SHEETS</th> <th>SHEET NO.</th> </tr> <tr> <td>574</td> <td>12BR-1</td> <td>FULTON</td> <td>62</td> <td>46</td> </tr> </table>		F.A.P. RTE.	SECTION	COUNTY	TOTAL SHEETS	SHEET NO.	574	12BR-1	FULTON	62	46
F.A.P. RTE.	SECTION	COUNTY	TOTAL SHEETS	SHEET NO.																	
574	12BR-1	FULTON	62	46																	
						NOT TO SCALE				<table border="1"> <tr> <td>FED. ROAD DIST. NO.</td> <td>ILLINOIS FED. AID PROJECT</td> <td colspan="2" style="text-align: center;">CONTRACT NO. 68732</td> <td></td> </tr> </table>		FED. ROAD DIST. NO.	ILLINOIS FED. AID PROJECT	CONTRACT NO. 68732							
FED. ROAD DIST. NO.	ILLINOIS FED. AID PROJECT	CONTRACT NO. 68732																			