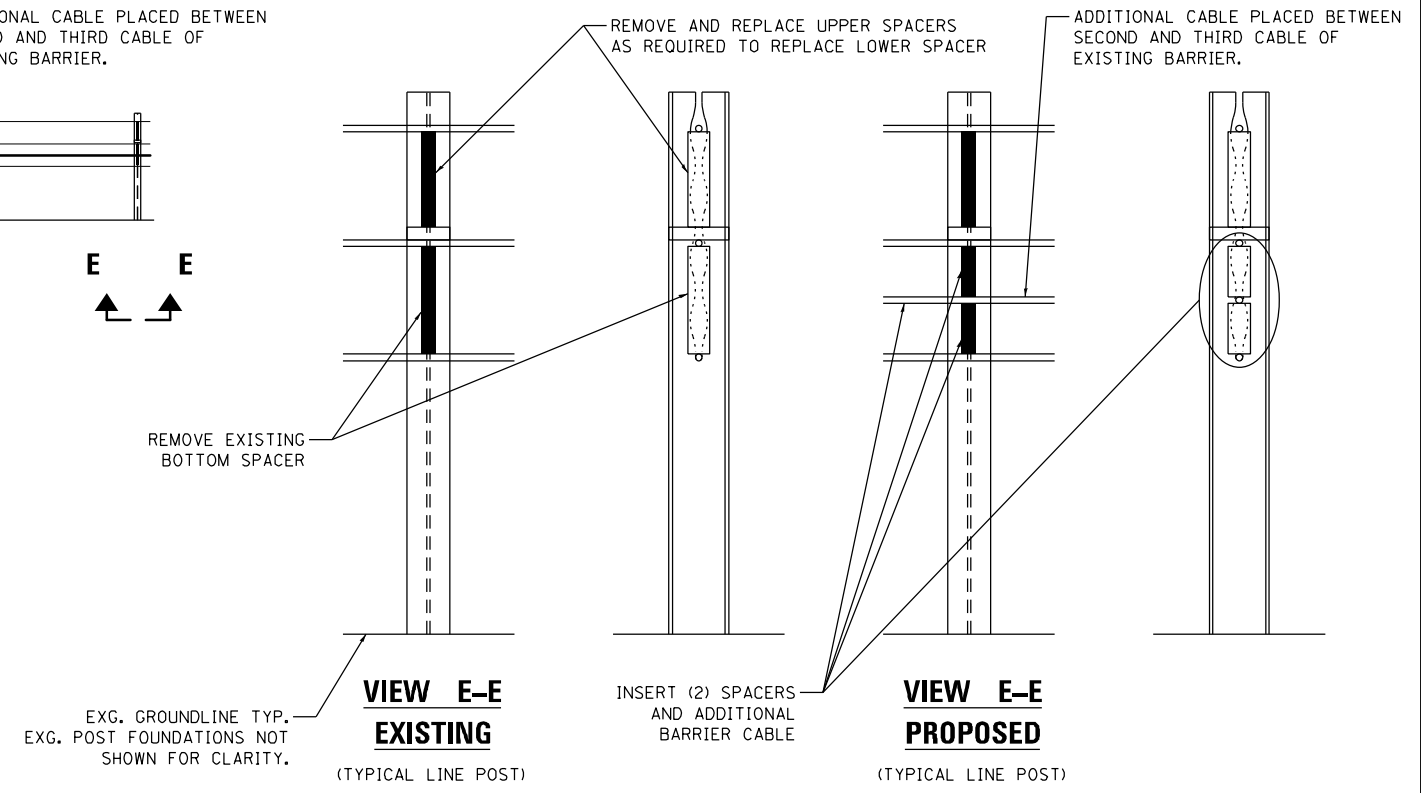
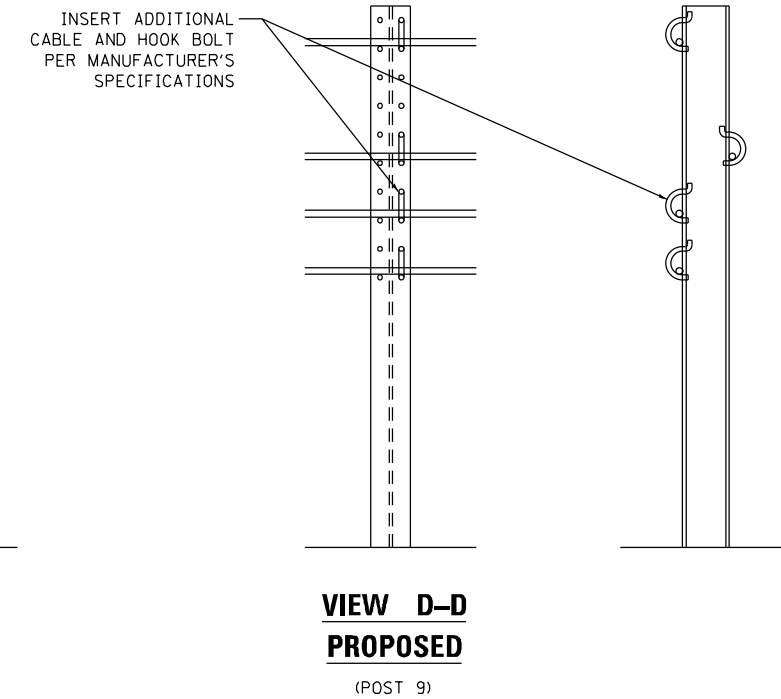
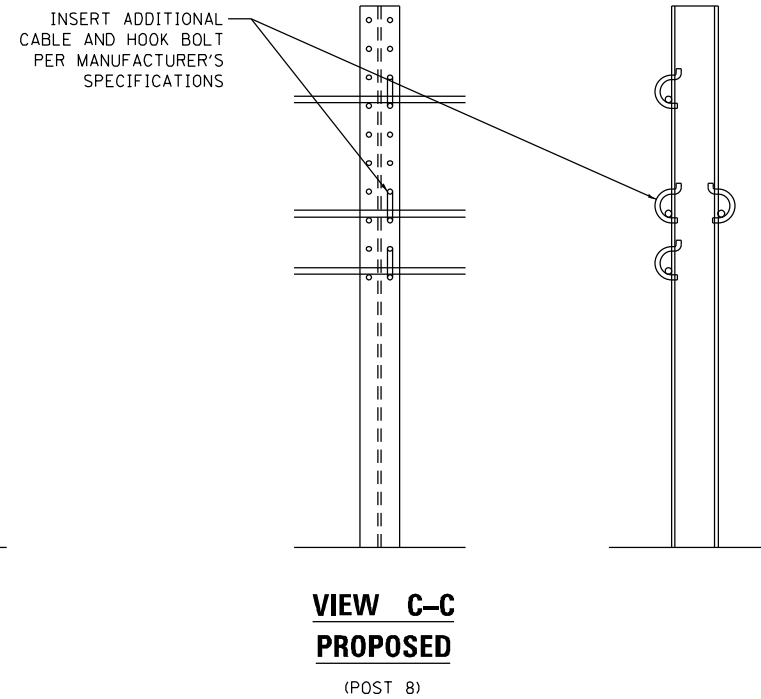
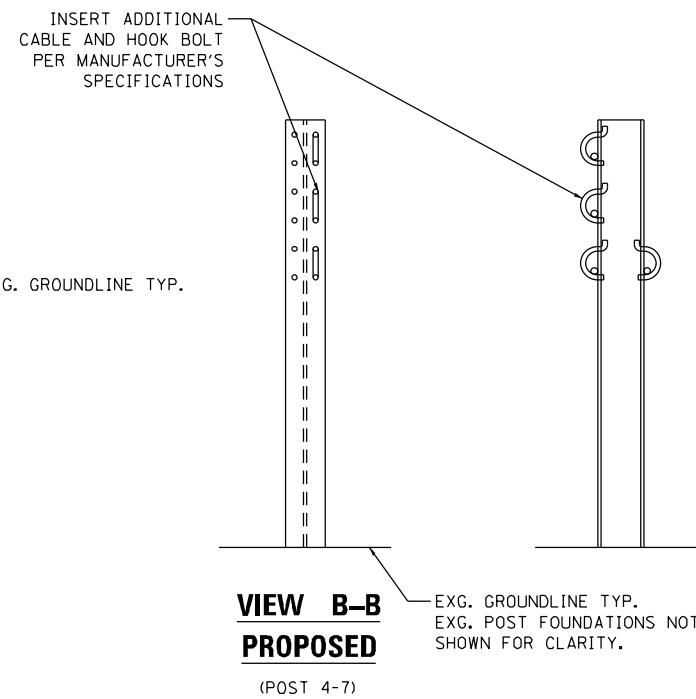
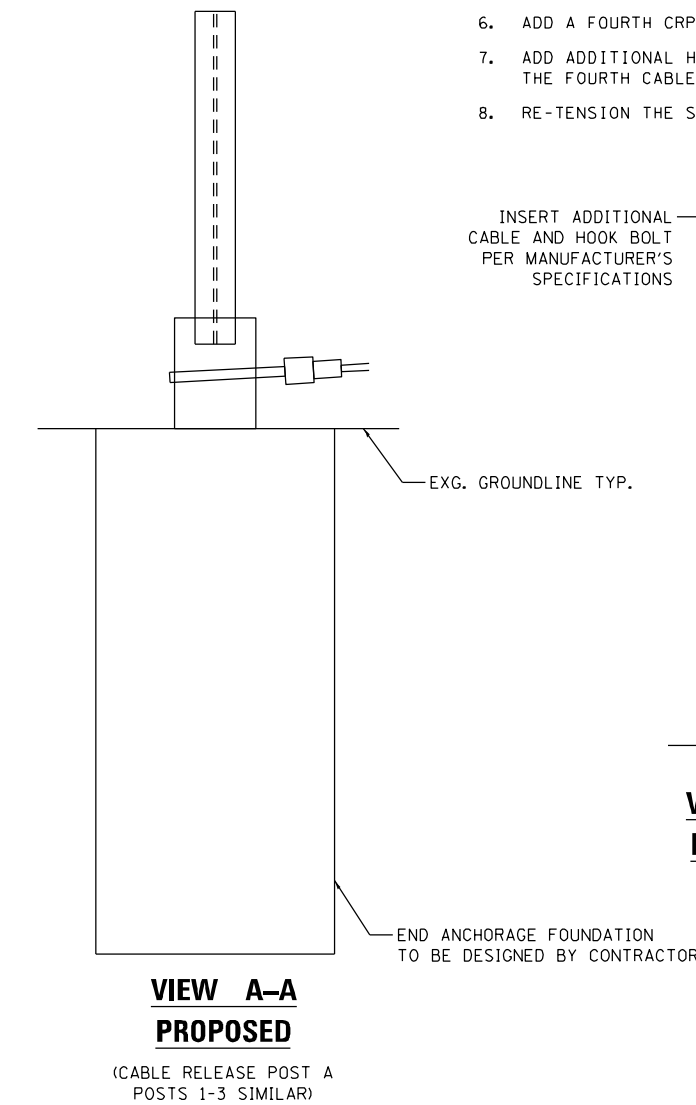


**NOTES:**

1. INSPECT EXISTING SYSTEM FOR DAMAGED MATERIAL IN COORDINATION WITH RESIDENT ENGINEER. REQUIRED REPAIRS SHALL BE AUTHORIZED BY THE RESIDENT ENGINEER AND BASIS OF PAYMENT SHALL BE PER ARTICLE 109.04 OF THE STANDARD SPECIFICATIONS.
2. DE-TENSION THE EXISTING SYSTEM.
3. REMOVE UPPER AND LOWER SPACERS AT EACH POST.
4. REPLACE LOWER TL-4 SPACER WITH (2) TL-3 SPACERS.
5. ADD A FOURTH CABLE BETWEEN THE (2) TL-3 SPACERS.
6. ADD A FOURTH CRP POST (UPPER AND LOWER WITH ASSOCIATED HARDWARE).
7. ADD ADDITIONAL HOOK BOLT AND NUT FOR CCT POSTS 4-9 TO ACCOMMODATE THE FOURTH CABLE
8. RE-TENSION THE SYSTEM AFTER ALL WORK INCLUDING ANY REPAIRS IS COMPLETE.



NOTE: SEE MANUFACTURER'S SPECIFICATIONS FOR FURTHER INFORMATION AND ADDITIONAL DETAILS.

**McDonough-Whitlow, P.C.**  
Consulting Engineers & Land Surveyors  
138 East Wood Street  
Hillboro, IL 62049  
Phone: 217.532.9233  
Fax: 217.532.6300  
PROFESSIONAL DESIGN NO. 184-002754

FILE NAME = D570967-xxx-DETSHT1.dgn	USER NAME = JLM	DESIGNED - JAH	REVISED -
		DRAWN - JLM	REVISED -
		CHECKED - TMM	REVISED -
		DATE -	REVISED -

**STATE OF ILLINOIS**  
**DEPARTMENT OF TRANSPORTATION**

SCALE: NONE	SHEET NO. 1 OF 1 SHEETS	STA. 1509+30.67 TO STA. 1573+23.67
-------------	-------------------------	------------------------------------

F.A.I. RTE.	SECTION	COUNTY	TOTAL SHEETS	SHEET NO.
74	MEDIAN CABLE 2012-2	VERMILION	120	44
CONTRACT NO. 70967				
ILLINOIS FED. AID PROJECT				