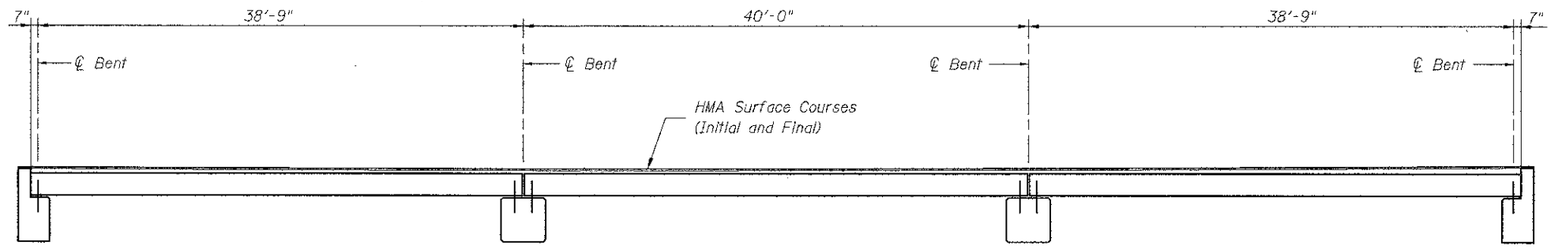

ELEVATION

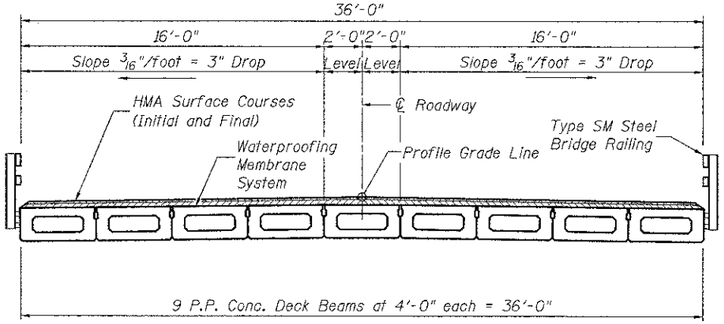

CROSS SECTION

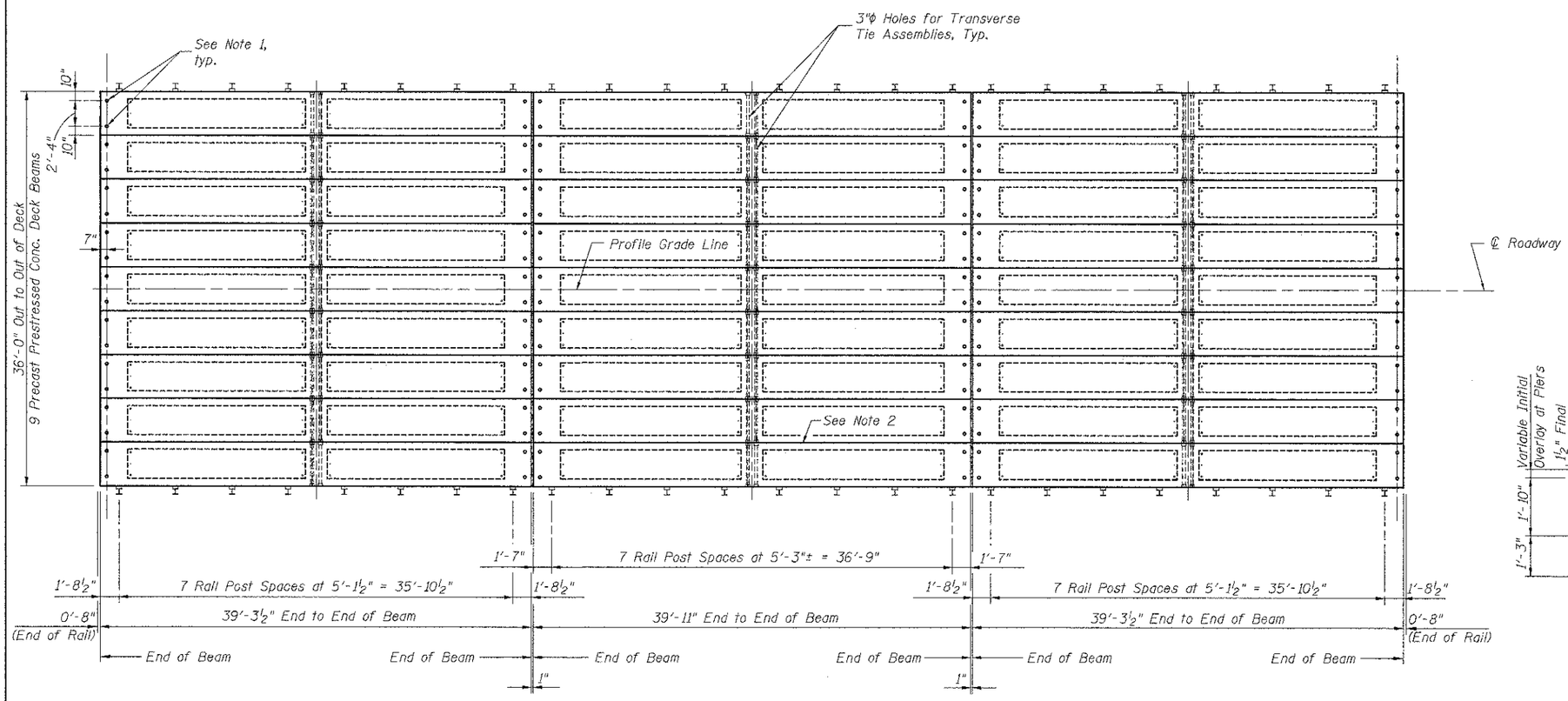

PLAN

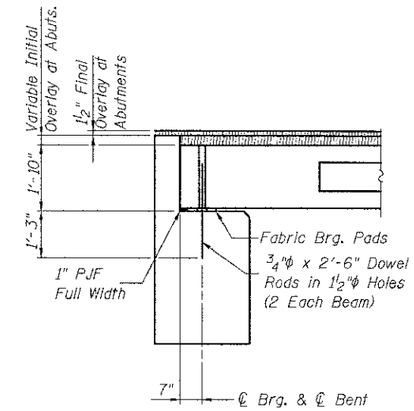

SECTION AT ABUTS.
(Along ℄ Beams)

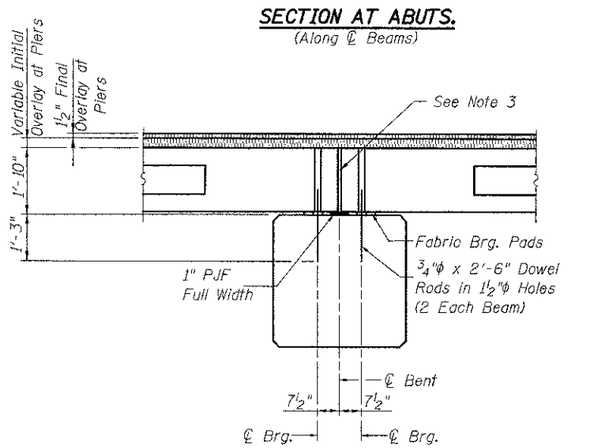

SECTION AT PIERS
(Along ℄ Beams)

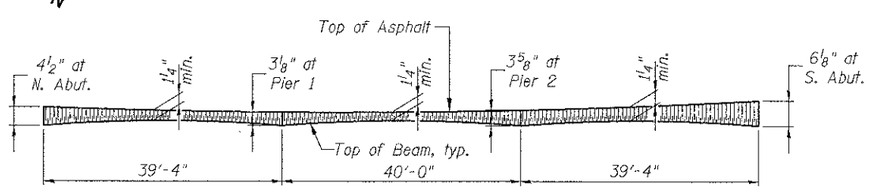

PROFILE OF INITIAL OVERLAY
(1½" Final Overlay)

NOTES

1. After beams have been erected, holes shall be drilled into substructure and anchor dowels placed. Dowel holes shall be filled with non-shrink grout to top of beam and allowed to cure min. 24 hrs. prior to grouting the shear keys.
2. Longitudinal keys shall be grouted.
3. 1" joint shall be filled with non-shrink grout. 1" dimension may vary to accommodate tolerance in beam lengths.

BILL OF MATERIAL

Item	Unit	Quantity
Portland Cement Mortar Fairing Course	Foot	950
Waterproofing Membrane System	Sq. Yd.	475
Hot-Mix Asphalt Surf. Cse., Mix "C", N70	Ton	141

B.I.B.

FILE NAME =	USER NAME = .USERDESCR.	DESIGNED -	REVISED -
		DRAWN - K.H.L.	REVISED -
	PLOT SCALE = 6.0000 ' / IN.	CHECKED - L.D.G.	REVISED -
	PLOT DATE = 9/7/2012	DATE -	REVISED -

STATE OF ILLINOIS
DEPARTMENT OF TRANSPORTATION

SUPERSTRUCTURE

SCALE: | SHEET NO. 3 OF 10 SHEETS | STA. | TO STA.

FAS RTE	SECTION	COUNTY	TOTAL SHEETS	SHEET NO.
779	07-00085-00-BR	BOND	41	19
	SN 003-3053	CONTRACT NO. 97508		
	ILLINOIS	FEDERAL AID PROJECT		

HMG ENGINEERS, INC. LAKE RD., P.O. BOX 70 CARLYLE, IL 62231 (618) 594-3711 WWW.HMGENGINEERS.COM

HMG NO. 5790