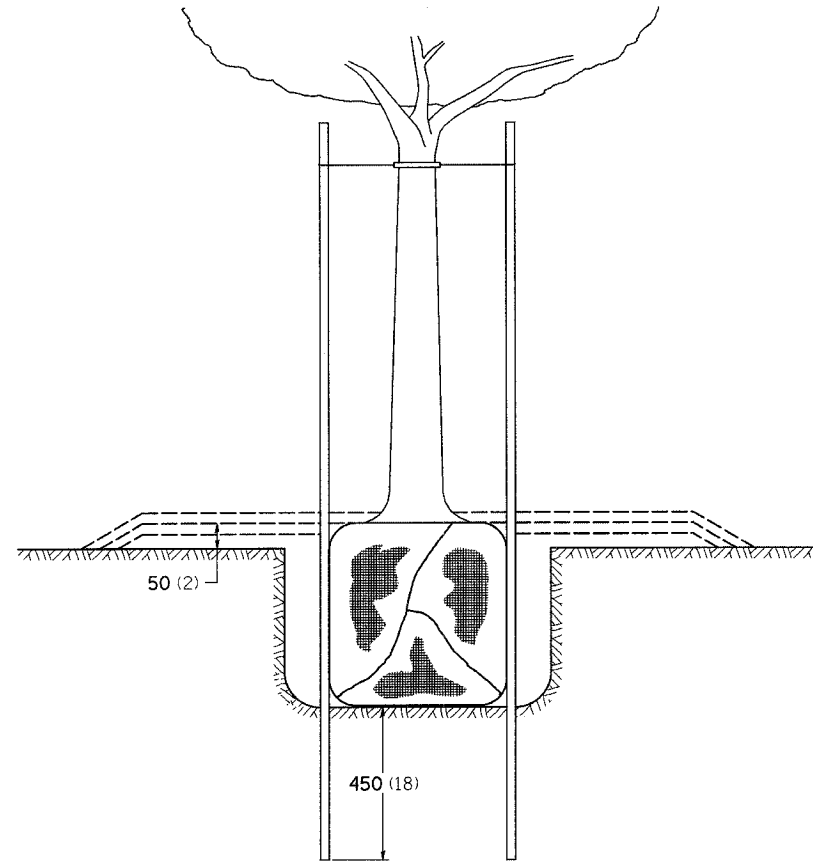
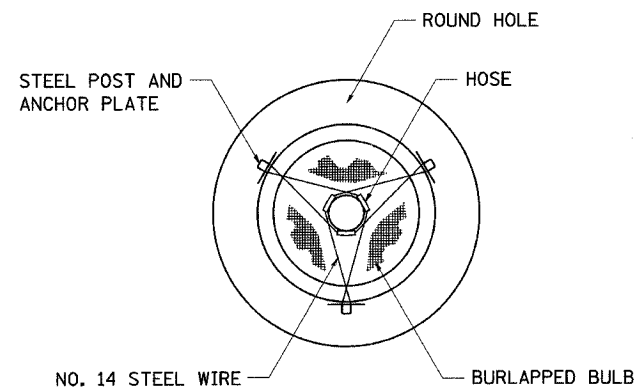


DETAILS OF PLANTING AND BRACING TREES

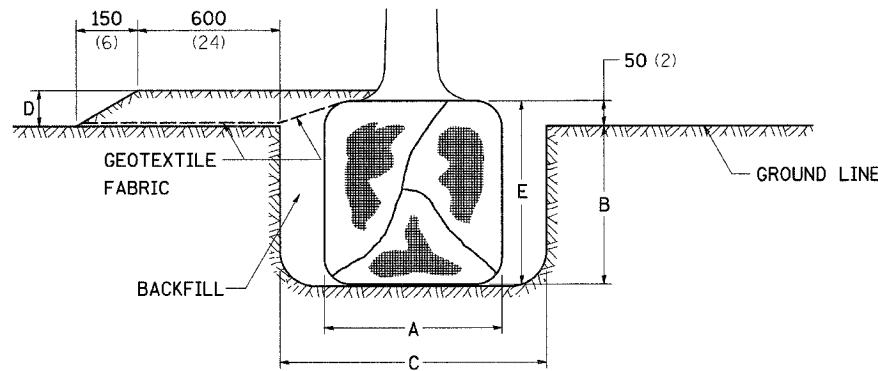


TREES SMALLER THAN 115 (4 1/2) IN DIAMETER

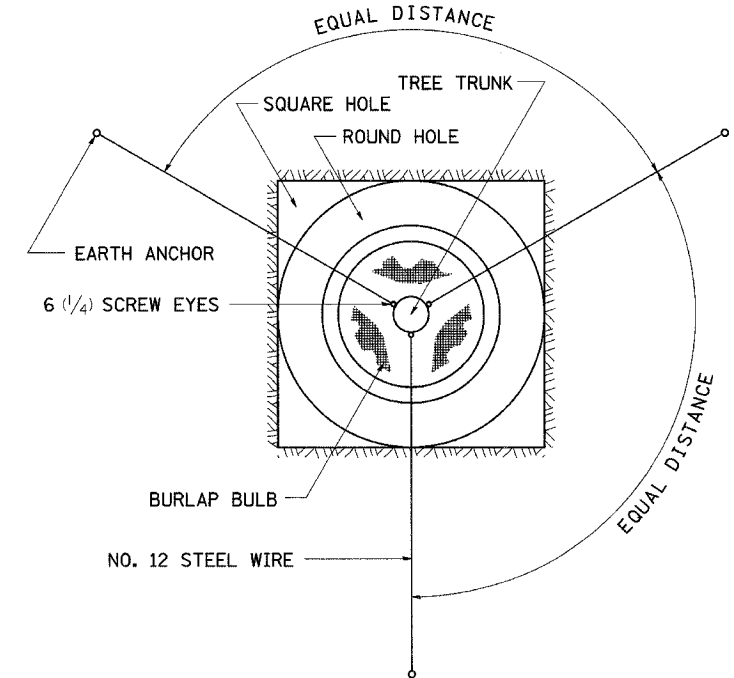


SMALL	A	B	C	D	E	F
TREE SIZE	DIAMETER OF BALL OR ROOT SYS.	DEPTH OF HOLE EXCAVATION	WIDTH OF HOLE EXCAVATION	THICKNESS OF MULCH COVER	DEPTH OF BALL OR ROOT SYS.	VOLUME OF MULCH COVER m ³ (CU. YDS.)
1.5-1.8m (5'-6')	400 (16)	250 (10)	750 (30)	100 (4)	300 (12)	0.41 (0.54)
1.5-1.8m (5'-6') BB	400 (16)	250 (10)	750 (30)	100 (4)	300 (12)	0.41 (0.54)
1.8-2.0m (6'-7') BB	450 (18)	300 (12)	750 (30)	100 (4)	350 (14)	0.41 (0.54)
2.0-2.4m (7'-8') BB	500 (20)	275 (11)	750 (30)	100 (4)	325 (13)	0.41 (0.54)
2.4-3.0m (8'-10') BB	600 (24)	350 (14)	900 (36)	100 (4)	400 (16)	0.47 (0.61)
3.0-3.6m (10'-12') BB	650 (26)	375 (15)	900 (36)	100 (4)	425 (17)	0.47 (0.61)

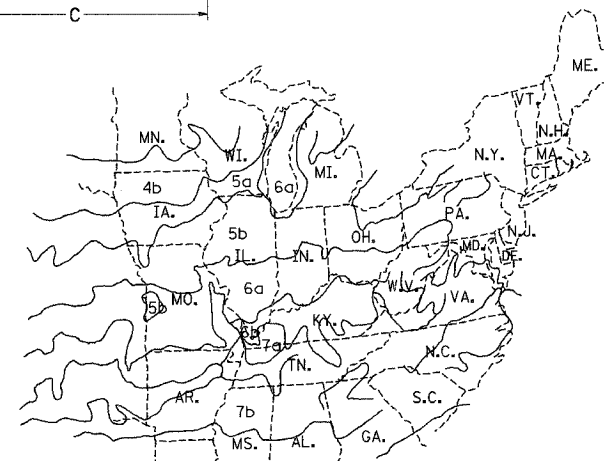
LARGE	A	B	C	D	E	F
TREE SIZE	DIAMETER OF BALL OR ROOT SYS.	DEPTH OF HOLE EXCAVATION	WIDTH OF HOLE EXCAVATION	THICKNESS OF MULCH COVER	DEPTH OF BALL OR ROOT SYS.	VOLUME OF MULCH COVER m ³ (CU. YDS.)
0-50 (0-2)	500 (20)	275 (11)	900 (36)	100 (4)	325 (13)	0.47 (0.61)
50-65 (2-2 1/2) BB	600 (24)	350 (14)	1200 (48)	100 (4)	400 (16)	0.60 (0.78)
65-75 (2 1/2-3) BB	700 (28)	425 (17)	1200 (48)	100 (4)	475 (19)	0.60 (0.78)
75-90 (3-3 1/2) BB	800 (32)	425 (17)	1500 (60)	100 (4)	475 (19)	0.73 (0.96)
90-100 (3 1/2-4) BB	900 (36)	500 (20)	1500 (60)	100 (4)	550 (22)	0.73 (0.96)
100-115 (4-4 1/2) BB	1000 (40)	550 (22)	1800 (72)	100 (4)	600 (24)	0.89 (1.16)
115-125 (4 1/2-5) BB	1100 (44)	600 (24)	1800 (72)	100 (4)	650 (26)	0.89 (1.16)
125-140 (5-5 1/2) BB	1200 (48)	675 (27)	2100 (84)	100 (4)	725 (29)	1.06 (1.38)



TREES OVER 115 (4 1/2) IN DIAMETER



ALL DIMENSIONS ARE IN MILLIMETERS (INCHES) UNLESS OTHERWISE NOTED.



PLANT HARDINESS ZONE MAP
U.S. DEPARTMENT OF AGRICULTURE
AGRICULTURAL RESEARCH SERVICE
PUBLICATION NO. 814

PLOT DATE = Wed Jul 25 09:36:59 2007
PLOT SCALE = 60.0000 / IN.
REFERENCE = #REF#